


# GATEWAY

**ENGLISH FOR** ACTIVE  
COMMUNICATION



How is your  
holiday ?  
.....

**KURSUS TRAMPIL  
BAHASA INGGRIS  
DARI DASAR  
SAMPAI MAHIR**

By Slamet Riyanto

  
PUSTAKA PELAJAR

**GATEWAY**  
ENGLISH FOR ACTIVE  
COMMUNICATION

Slamet Riyanto

# **GATEWAY**

**ENGLISH FOR ACTIVE  
COMMUNICATION**

**KURSUS TRAMPIL  
BAHASA INGGRIS  
DARI DASAR  
SAMPAI MAHIR**

**GATEWAY ENGLISH  
FOR ACTIVE COMMUNICATION**

Kursus Trampil Bahasa Inggris dari Dasar sampai Mahir

Penulis  
**Slamet Riyanto**

Tim Editor  
**Drs. Mohammad Kurjum, M.Ag**  
**Kemal Riza, MA**  
**Drs. Zainal Arifin**  
**Dra. Irma Soraya, M.Ag**  
**Hadi Susanto, S.Ag., M.Si**  
**Drs. Aliwafa, M.Ag**

Desain Cover  
**Haitamy el-Jaid**

Layout  
**Puspel Design**

Cetakan I, Februari 2004  
Cetakan V, Maret 2008  
Cetakan VII, September 2009

Penerbit  
**PUSTAKA PELAJAR**  
Celeban Timur UH III/548 Yogyakarta 55167  
Telp. (0274) 381542, Fax. (0274) 383083  
E-mail: [pustakapelajar@telkom.net](mailto:pustakapelajar@telkom.net)

ISBN: 979-3477-24-3



---

# INTRODUCTION

---

**GATEWAY - English for Active Communication** is designed to help (dirancang untuk membantu) students or learners *develop* (mengembangkan) *their skills in using* (ketrampilan mereka dalam menggunakan) English for active communication in their daily life.

This book *contains* (berisi) 50 lessons. Each of the lessons in this book *consists of* (terdiri dari) six parts: **Conversation, Listening Practice, Pair Practice, Grammar Understanding, Enrich Your Vocabulary and Writing Practice.**

**CONVERSATION** This is a *conversation example* (contoh percakapan) that the students *can use as* (dapat gunakan pada saat) *they talk about* (bicara tentang) the topic of the lesson. The students *read and practice* (membaca dan mempraktekkan) the *conversation patterns* (pola-pola percakapan) *in pairs* (secara berpasangan).

**LISTENING PRACTICE** This *section* (bagian) *trains* (melatih) the students *to understand* (memahami) *spoken English* (bahasa Inggris yang diucapkan/digunakan) *by completing* (dengan melengkapi) the *unfinished* (belum selesai) *conversation read by* (dibaca oleh) their teacher or their partner.





**PAIR PRACTICE** This is a *short and easy activity* (kegiatan yang pendek dan mudah) where students *try* (mencoba) *to ask and answer questions* (bertanya dan menjawab pertanyaan) about the topic of the lessons.

**GRAMMAR UNDERSTANDING** Here, the students *are required to notice* (diminta untuk memperhatikan) *a grammar note* (catatan Tata Bahasa) *used in* (yang digunakan dalam) the conversation and *also* (juga) *in the written texts* (dalam bacaan tertulis).

**ENRICH YOUR VOCABULARY** One of the ways to *enrich* (memperkaya) your vocabularies is *through* (melalui) reading various *authentic texts* (bacaan otentik). In this section, the students are *required to read and translate* (membaca dan menterjemahkan) *a variety of* (serbaaneka) *original or simplified texts* (bacaan asli atau yang disederhanakan) *into Indonesian* (ke dalam bahasa Indonesia). *It is suggested* (dianjurkan) for (bagi) the students *use a dictionary* (menggunakan kamus) *if it is necessary* (bilamana diperlukan).

**WRITING PRACTICE** This is the opportunity (kesempatan) for you *to express and exchange* (mengekspresikan dan bertukar pikiran) your ideas with your friends.

Wonosari, Jogjakarta, 2003

Slamet Riyanto



# TABLE OF CONTENTS

---

Introduction > v

Table of Contents > vii

<b>Lesson One</b>	— How to Greet Someone	>	<b>1</b>
<b>Lesson Two</b>	— How to Introduce Yourself	>	<b>9</b>
<b>Lesson Three</b>	— How To Introduce Someone	>	<b>16</b>
<b>Lesson Four</b>	— How To Ask About Personal Information	>	<b>24</b>
<b>Lesson Five</b>	— How To Ask About Family Background	>	<b>35</b>
<b>Lesson Six</b>	— How To Talk About Routines	>	<b>43</b>
<b>Lesson Seven</b>	— How To Ask About Educa- tional Background	>	<b>55</b>
<b>Lesson Eight</b>	— How To Talk About Time, Days and Months	>	<b>69</b>
<b>Lesson Nine</b>	— How To Say Thanks	>	<b>80</b>
<b>Lesson Ten</b>	— How To Say Goodbye	>	<b>87</b>
<b>Lesson Eleven</b>	— How To Say Sorry and Ask For Apology	>	<b>93</b>
<b>Lesson Twelve</b>	— How To Ask About Prices	>	<b>101</b>
<b>Lesson Thirteen</b>	— How To Ask The Ways/Direc- tions	>	<b>110</b>

**vii**

**Gateway English for Active Communication**  
Kursus Trampil Bahasa Inggris dari Dasar sampai Mahir

---


<b>Lesson Fourteen</b>	— How To Offer Something: Accept or Refuse an Offer ...	> 123
<b>Lesson Fifteen</b>	— How To Ask For Personal Opinion/Views	> 132
<b>Lesson Sixteen</b>	— How To Talk About Likes/Dislikes/Preferences	> 147
<b>Lesson Seventeen</b>	— How To Describe People or Something	> 158
<b>Lesson Eighteen</b>	— How To Express Regret/Sadness	> 166
<b>Lesson Nineteen</b>	— How To Ask About Transportation	> 172
<b>Lesson Twenty</b>	— How To Express Agreement/Disagreement	> 178
<b>Lesson Twenty One</b>	— Talk About Something Happened in The Past	> 192
<b>Lesson Twenty Two</b>	— How To Describe Abilities/Skills	> 202
<b>Lesson Twenty Three</b>	— How To Talk About Films and Books	> 212
<b>Lesson Twenty Four</b>	— How To Invite Someone	> 217
<b>Lesson Twenty Five</b>	— How To Describe Locations and Buildings	> 224
<b>Lesson Twenty Six</b>	— How To Give Advice and Suggestion	> 238
<b>Lesson Twenty Seven</b>	— How To Ask For Permission	> 245
<b>Lesson Twenty Eight</b>	— How To Make A Plan	> 258
<b>Lesson Twenty Nine</b>	— How To Describe A Process	> 262



---

<b>Lesson Thirty</b>	— How To Congratulate Someone	> 271
<b>Lesson Thirty One</b>	— How To Give and Reply Compliments	> 281
<b>Lesson Thirty Two</b>	— How To Check That Someone Has Under- stood	> 288
<b>Lesson Thirty Three</b>	— How To Ask Someone To Say Something Again	> 299
<b>Lesson Thirty Four</b>	— How To Sum Up	> 306
<b>Lesson Thirty Five</b>	— How To Check Pronun- ciation, Spelling, Correct- ness and Meaning	> 313
<b>Lesson Thirty Six</b>	— How To Ask Someone To Do Something	> 323
<b>Lesson Thirty Seven</b>	— How To Express Hobbies and Interests	> 331
<b>Lesson Thirty Eight</b>	— How To Talk about Geog- raphy and Its Population	> 339
<b>Lesson Thirty Nine</b>	— How To Express A Hope	> 346
<b>Lesson Forty</b>	— How To Describe Festivals, Holiday and Customs	> 354
<b>Lesson Forty One</b>	— Talking about Food	> 364
<b>Lesson Forty Two</b>	— How To Talk About Prob- lems with Clothes	> 370
<b>Lesson Forty Three</b>	— How To Ask About Pos- sibility and Impossibility	> 378
<b>Lesson Forty Four</b>	— How To Talk About Cur- rent News	> 387
<b>Lesson Forty Five</b>	— How To Ask For Infor- mation in a Bank	> 396

---



<b>Lesson Forty Six</b>	—How To Warn Someone About The Danger	➤ 407
<b>Lesson Forty Seven</b>	—How To Ask For The Cli- mate and Weather	➤ 412
<b>Lesson Forty Eight</b>	—How To Make Phone Calls and Write Memos	➤ 420
<b>Lesson Forty Nine</b>	—How To Persuade Someone	➤ 431
<b>Lesson Fifty</b>	—How To Mechanical Problems	➤ 439
<b>BIBLIOGRAPHY</b>		➤ 446
<b>ABOUT THE WRITER</b>		➤ 453



---

## Lesson - One

---

### How To Greet Someone

---

Bagaimana Memberi Salam Seseorang

*Hello. Hi. Good morning. How are you?  
I'm fine.*



#### **CONVERSATION Percakapan**

Read and Practice these conversations with your friend(s).  
*Bacalah dan Praktekkan percakapan ini dengan temanmu.*

- Emilia : Hello
- You : Hello. *I'm Andrea* (Saya Andrea).  
*Nice to meet you* (Senang bertemu anda).
- Emilia : *I'm Emilia. Nice to meet you too* (juga).
- You : *Good morning, Sir.* (Selamat Pagi, Pak).
- Mr.Alex : Good morning, Mell. *Any problems?* (Ada masalah?)
- Mellisa : *No* (Tidak), Sir. Thank you.
- Jimmy : *Good afternoon, Madam.* (Selamat sore, Bu).

- 
- ❁
- Mrs. Rose : Good afternoon, Jim. *How are you today?* (Bagaimana kabarmu hari ini?)
- Jimmy : *I'm all right,* (Saya baik-baik saja) Madam.
- Ali : *Good evening, Sir.* (Selamat malam, Pak).
- Mr. Gary : Good evening, Ali.
- Laura : *Good night, Jack.* (Selamat malam/tidur)
- Jackson : Good night, Laura.
- TV Announcer : *Good night, viewers* (Selamat berpisah, pemirsa).
- Viewers (Pemirsa) : -
- Pamella : *Good bye, Tom. See you later.* (Selamat jalan, Tom. Sampai jumpa nanti)
- Tommy : *See you.* (Sampai jumpa)
- Harun : Good morning, Dr. Sydney.
- Dr. Sydney : Good morning, Harun.
- Harun : *How are you today?* (Apa kabar?)
- Dr. Sydney : *I'm (I am) fine* (Saya baik-baik saja), *Thank you* (Terima kasih)
- Grace : Hi, Sam.
- Samuel : Hi, Grace. *How is everything?* (Apa kabar?)



- Grace : *Very well, thank you* (Baik, terima kasih). *And you?* (Dan kamu?)
- Samuel : *Me, too* (Aku juga)
- Leila : Hello, Tiara. *How are you doing?* (Apa kabar?)
- Tiara : *I'm OK. (= all right =baik-baik saja)*
- Angelina : *Long time no see* (Lama tak jumpa)
- Farida : Yeah !
- Angelina : *How is your holiday?* (Bagaimana liburanmu?)
- Farida : *It's very nice.* (Sangat menyenangkan sekali)
- Dinna : *Morning, Albert.* (Pagi, Albert)
- Albert : *Morning, Dinna.*



### **LISTENING PRACTICE**

#### **Praktek Mendengarkan**

Listen to your teacher or your friend reading the conversations above and complete the conversations below. *Dengarkanlah guru anda atau teman anda membacakan percakapan di atas dan lengkapilah percakapan di bawah ini*

1. Emilia : Hello
- You : Hello. *I'm Andrea* (Saya Andrea).  
*Nice to meet you* (Senang bertemu anda).
- Emilia : ..... Nice to meet you too.



2. Mellisa : *Good morning, Sir.* (Selamat Pagi, Pak)  
Mr.Alex : ..... , Mell. *Any problems?* (Ada masalah?)  
Mellisa : *No* (Tidak), Sir. Thank you.
3. Jimmy : ..... , *Madam.*  
(Selamat sore, Bu)  
Mrs.Rose : *Good afternoon, Jim. How are you today?* (Bagaimana kabarmu hari ini?)  
Jimmy : *I'm all right,* (Saya baik-baik saja) Madam.
4. Ali : *Good evening, Sir.* (Selamat malam, Pak).  
Mr.Gary : .....
5. Laura : ..... ; *Jack.* (Selamat malam/tidur)  
Jackson : *Good night,*Laura.
6. Pamella : *Good .....*, Tom (Selamat jalan, Tom)  
Tommy : *Good bye, Tom. See you later.* (Selamat jalan, Tom. Sampai jumpa nanti)  
Tommy : *See .....*(Sampai jumpa)
7. Harun : *Good morning,* .....  
Dr. Sydney : *Good morning,* Harun.  
Harun : *How are you .....*? (Apa kabar?)

- 
- Dr. Sydney : *I'm (I am) fine* (Saya baik-baik saja), *Thank you* (Terima kasih)
8. Grace : Hi, Sam.
- Samuel : Hi, Grace. .... *everything?* (Apa kabar?)
- Grace : *Very well, thank you* (Baik, terima kasih). *And you?* (Dan kamu?)
- Samuel : *Me, too* (Aku juga).
9. Leila : Hello, Tiara. *How are you ...* (Apa kabar?)
- Tiara : *I'm OK. (= all right = baik-baik saja)*
10. Diana : *Morning, Albert.* (Pagi, Albert)
- Albert : *Morning, Dinna.*
- Diana : *Long time no see* (Lama tak jumpa)
- Albert : Yeah!
- Diana : *How is your holiday?* (Bagaimana liburanmu?)
- Albert : *It's very nice.* (Sangat menyenangkan sekali)



### **PAIR PRACTICE** **Praktek Berpasangan**

In pairs, greet your friends.

*Secara berpasangan, berilah salam teman-temanmu.*

Follow the example: *Ikutilah contoh:*

- Farida : Hello. How are you today?
- You : *I'm fine, thank you.*



## GRAMMAR UNDERSTANDING

### Pemahaman Tata Bahasa

Look and Say (*Lihat dan Katakan*) the sentences below (*kalimat-kalimat di bawah ini*)!

PRONOUN/NOUN (Kata ganti/Kata benda)	BE (is, am, are)	NOUN (Kata benda)
<b>I</b> (saya)	am	Grace.
<b>We</b> (Kami/Kita)	are	students.
<b>You</b> (Kamu/Anda)	are	a teacher.
<b>They</b> (Mereka, misal: Diana and Jimmy)	are	managers.
<b>He</b> (Dia, misal: Tommy)	is	a director.
<b>She</b> (Dia, misal: Susan)	is	a cashier.
<b>It</b> (Ia, misal: Jakarta)	is	a city.

The *bold typed words* (kata yang dicetak tebal) *above* (di atas) *such as* (seperti): **I, We, You, They, He, She, It** are called **Pronouns**. *Meanwhile* (sementara itu) the words **is, am, are** are called the Simple Present Tense of The Verb "TO BE".

**Pronouns** (kata ganti) are words (kata) *that* (yang) *is used* (digunakan) *in place of* (sebagai ganti daripada) *a noun* (kata benda).

NOUN/PRONOUN	BE	NOUN
Europe	is	a continent.
Mexico	is	a country.
California	is	a city.
West Java	is	a province.
Sidoarjo	is	a regency.
Javanese	is	a language.
Tommy and I	are	students.
Dessy	was	a TV reporter then.
A cat	is	an animal.



---

The words **Europe, Mexico, California, West Java, Sidoarjo, Javanese, Tommy, Dessy, a cat** are called **Nouns** (Kata benda).

**Look at the examples below:**

I am a student. You are a student too. She is a worker. He is a driver. He is Mr. Simon. He is an English teacher. He is from East Nusa Tenggara.

That is Miranda. She is my classmate. She is from Wonosari. She is very smart and friendly. That is Mr. Harjono. He is my headmaster.

Who am I? You are a student. What are you? I am a student. Who are you? I am Miranda. What are they? They are policemen. What is she? She is a trader. What is he? He is a soldier. What is your father? My father is a civil government officer.



### **ENRICH YOUR VOCABULARY** ***Perkaya Kosa Kata Anda***

Read and Translate this text into Indonesian. Use a dictionary if (it is) necessary.

*Baca dan Terjemahkan bacaan ini ke dalam bahasa Indonesia. Gunakanlah kamus bila diperlukan.*

### **NICOTINE**

Nicotine is an extremely poisonous, colorless, only liquid alkaloid that turns brown on exposure to air. The most potent ingredient of the TOBACCO plant, *Nicotiniana tabacum*, it is found mainly in the leaves. Both nicotine and the tobacco plant are named for Jean Nicot, a French

---

ambassador who sent tobacco from Portugal to Paris in 1560. Nicotine can affect the human nervous systems, causing respiratory failure and general paralysis. It may be absorbed through the skin. A typical cigarette contains 15 to 20 mg of nicotine. However, the actual amount that reaches the bloodstream and hence the brain through normal SMOKING is only about 1 mg.

\*Taken from GROLIER International Encyclopedia  
by Grolier Incorporated, Danbury, Connecticut, USA, 1991



## **WRITING PRACTICE** **Praktek Menulis**

Write three conversations about how to greet someone.  
*Tulislah tiga percakapan tentang bagaimana memberi salam.*

### **Example (contoh):**

*Emilia* : Hello  
*You* : Hello. I'm Andrea (Saya Andrea).



---

## Lesson - Two

### How To Introduce Yourself

---

Bagaimana Memperkenalkan Diri

*I'm Marta. Call me Arta. My name is James.  
Nice to meet you.*



#### CONVERSATION

Read and Practice these conversations with your friend(s).  
*Bacalah dan Praktekkan percakapan ini dengan temanmu.*

- You : Hi, I'm Marta (Hi, saya Marta).  
*You can call me Marta* (kamu dapat panggil aku Marta).
- Pramita : *Nice to meet you* (Senang berkenalan dengan Anda).
- You : I'm James Bond. *Call me* (Panggil aku) Bond.
- Julia : Hello, I'm Julia Robert.
- You : Hi. *Pleased to meet you* (Senang berkenalan dengan anda). I'm Franco Niro.
- Amanda : Hello. I'm Amanda. Nice to meet you.



Hello. My name (Namaku) is Thontowi Jauhari. Please call me Thontowi or Jauhari. I'm *from* (dari) Gontor, Ponorogo, East Java (Jawa Timur). *You know* (Anda tahu) Gontor is *very famous* (sangat terkenal) *around* (di seluruh) Indonesia *for* (karena) *its Modern Islamic College* (Pondok Pesantrennya).

Hi! I'm Herningtyas Wisnu Wardani. Call me Herningtyas. I'm from Wonosari. It's *about* (kira-kira) 40 kilometers from Jogjakarta *to the south* (ke selatan). Wonosari is the *capital* (ibu kota) of *Gunungkidul Regency* (Kabupaten Gunungkidul). Gunungkidul is famous for its *Javanese noddles* (bakmi Jawa) and *Campursari*.

Hello. My name is Thomas Hardy. I *come from* (berasal dari) Sydney, Australia. *Do you know* (Apakah anda tahu) Australia? It's *a large and beautiful country* (sebuah negara yang luas dan cantik).

Hi! Guys (teman-teman). I'm Natalia. I'm from Yogyakarta State Senior High School 3 (SMAN 3 Yogyakarta). I'm *in the second class now* (di kelas 2 sekarang). I *was born in* (lahir di) South Sulawesi, *but* (tetapi) I *live in* (tinggal di) Magelang, *Central Java* (Jawa Tengah).

Hi! I'm Mc Donald. I'm a *manager* (manajer) of this *company* (perusahaan). And I'm from California, USA. Nice to meet you *all* (semua).

Hello, *everybody* (semuanya)! I'm Mr. John Simbolon. I'm *your English teacher* (guru bahasa Inggris Anda).

Hello. I'm Miyuki Fujiyama. I'm from Osaka, Japan. *My language* (bahasaku) is *Japanese* (bahasa Jepang).

*How about you?* (Bagaimana dengan Anda?)  
I'm.....



## LISTENING PRACTICE

### Praktek Mendengarkan

Listen to your teacher or your friend reading the conversations above and complete the conversations below. *Dengarkanlah guru anda atau teman anda membacakan percakapan di atas dan lengkapilah percakapan di bawah ini.*

Hello. My ..... (namaku) is Thontowi Jauhari. Please call .....Thontowi or Jauhari. I'm ..... (dari) Gontor, Ponorogo, You know Gontor is very ..... famous (sangat terkenal) around (di seluruh)Indonesia for (karena) ..... Modern Islamic College (Pondok Pesantrennya).

Hi! I'm Herningtyas Wisnu Wardani. .... me Herningtyas. I'm from Wonosari. It's ..... (kira-kira) 40 kilometers from Jogikarta *to the south* (ke selatan). Wonosari is the .....(ibu kota) of *Gunungkidul Regency* (Kabupaten Gunungkidul). Gunungkidul is famous ..... its *Javanese noddles* (bakmi Jawa) and *Campursari*.

Hello. My name ....Thomas Hardy. I *come from* (berasal dari) Sydney, Australia. .... *you know* (Apakah anda tahu) Australia?. It's *a large and beautiful* ..... (sebuah negara yang luas dan cantik).

Hi! Guys (teman-teman). I'm Natalia. I'm from Yogyakarta State Senior.....School 3 (SMAN 3 Yogyakarta). I'm *in the second* ..... *now* (di kelas 2 sekarang). I *was born in* (lahir di) South Sulawesi, *but* (tetapi) I ..... (tinggal di) Magelang, *Central Java* (Jawa tengah).

Hi! I'm Mc Donald. I'm a ..... (manajer) of this *company* (perusahaan). And I'm from California, USA. Nice to ..... *you all* (semua).

---

Hello, *everybody* (semuanya)! I'm ..... John Simbolon. I'm *your English teacher* (guru bahasa Inggris Anda).

Hello. I'm Miyuki Fjiyama. I'm from Osaka, ..... *My language* (bahasaku) is *Japanese* (bahasa Jepang).

How about you? I'm.....



### **PAIR PRACTICE** **Praktek Berpasangan**

In pairs, *introduce* (perkenalkan) yourself to your friends. Follow the example: *Ikutilah contoh:*

Thontowi Jauhari, Gontor Ponorogo, East Java  
You : What is your name?  
Thontowi : My name (Namaku) is Thontowi Jauhari. Please call me Thontowi or Jauhari. I'm from (dari) Gontor, Ponorogo, East Java (Jawa Timur). You know (Anda tahu) Gontor is very famous (sangat terkenal) around (di seluruh) Indonesia for (karena) its Modern Islamic College (Pondok Pesantrennya).

1. Vincent (Texas, USA): .....
2. Joe Curtis (London, UK):.....
3. Budi Harjono (Solo, Indonesia):.....
4. Toshiba Sato (Kyushu, Japan):.....
5. Muhammad Ali (Basyar, Iraq):.....
6. Robert William (Melbourne, Australia):.....

7. Rajiv Khan (Bombay, India):.....
8. Tavaréz (Lima, Peru):.....
9. Anton Chekov (Moscow, Rusia):.....
10. Schulder (Bonn, German):.....



## GRAMMAR UNDERSTANDING

### Pemahaman Tata Bahasa

Look and Say (*Lihat dan Katakan*) the sentences in the table below (*kalimat-kalimat dalam tabel di bawah ini*)!

Subject	Verb	Possesive Adjectives
I	own (punya) a dictionary (kamus).	This is <b>my</b> dictionary. (Ini kamusku)
We	own (punya) five books.	These are <b>our</b> books. (Ini buku kita/kami)
You	own (punya) a house.	This is <b>your</b> house. (Ini rumahmu)
They	own (punya) chances (kesempatan).	These are <b>their</b> chances (Ini kesempatan mereka)
He	owns (punya) a book.	This is <b>his</b> book. (Ini bukunya)
She	owns (punya) a hand-phone	This is <b>her</b> hand-phone. (Ini hand-phonenya)
It	owns (punya) a nest	This is <b>its</b> nest. (Ini sarangnya)

The bold typed words (kata yang dicetak tebal) such as: **my, our, your, their, his, her, its** are the pronouns that are used as *Possesive Adjectives* (kata sifat yang menyatakan milik).

Subject	Verb (Kata kerja)	Object
Simon	gives	<b>me</b> (aku).
Simon	gives	<b>us</b> (kita/kami).
Simon	gives	<b>you</b> (kamu/anda).
Simon	gives	<b>them</b> (mereka).



Simon	knows	This is (Ini) <i>for</i> (untuk) <b>me</b> . That is (itu) <i>for</i> <b>you</b> not <i>for</i> <b>them</b> . And this is <i>for</i> <b>us</b> , not <i>for</i> <b>him</b> or <b>her</b> .
Simon	knows	<b>him</b> (dia). <b>her</b> (dia).
Simon	knows	<b>it</b> (ia).

The words **me, us, you, him, her, it** above are called **Pronouns that are used as** (yang digunakan sebagai) *Object of a Verb or Preposition (Obyek kata kerja atau Preposisi)*.

**Example:**

Ladies and Gentlemen, this is Prof. Sydney Snyder, M.A. She is our special guest today. She is from School of International Training, California, U.S.A. Now she is a teacher of English at a Post Graduate Program of Gadjah-mada University.

Ladies and Gentlemen. This is Mr. Vincent P Costa, Ed.D., and that is Mr. Philip Rekdale, B.A. AVT. They are our Special Consultants of Model School. Mr. Philip is from Australia and Mr. Vincent is from America.

Hello, everybody. We are from Makasar State Senior High School 1, South Sulawesi. I'd like to introduce my debate team. I'm Agam Susanna. On my right is Lydia Natalia and on my left Sigit Budiarto.



**ENRICH YOUR VOCABULARY**  
**Perkaya Kosa Kata Anda**

Read and Translate this text into Indonesian. Use a dictionary if (it is) necessary.

*Baca dan Terjemahkan bacaan ini ke dalam bahasa Indonesia. Gunakanlah kamus bila diperlukan.*





## **SUPERMARKET TODAY**

Today, supermarkets are found in almost every large city in the world. But the first supermarket was opened only fifty years ago. It was opened in New York by a man named Michael Cullen.

A supermarket is different from other types of stores in several ways. In supermarkets, goods are placed on open shelves. The customers choose what they want and take them to the check-out counter. This means that fewer employees are required than in other stores.

\*Taken from **Breakthrough Book 1** by Jack C Richards and M.N. Long, Oxford University Press, 1994



## **WRITING PRACTICE**

### **Praktek Menulis**

Write a short conversation about introducing oneself.  
*Tulislah tiga percakapan tentang bagaimana memperkenalkan diri.*

#### **Example:**

You : *Hi. Pleased to meet you  
I'm Franco Niro.*

Amanda : *Hello. I'm Amanda.  
Nice to meet you.*





## Lesson ~ Three

### How To Introduce Someone

Bagaimana Memperkenalkan Seseorang

*This is Savitri. Ladies and Gentlemen, I'd like to introduce.....Nice to meet you. How do yo do?*



#### **CONVERSATION Percakapan**

Read and Practice these conversations with your friend(s).

*Bacalah dan Praktekkan percakapan ini dengan temanmu.*

- You : Tom, *this is* (ini) Savitri. She's from Denpasar, Bali.
- Savitri : Hi. Nice to meet you.
- Tom : Nice to meet you.
- You : Sam, this is *my friend* (teman-ku), Tuty. She is *a nurse* (seorang perawat) in *Bethesda Hospital* (di Rumah Sakit Bethesda).
- Sam : Nice to meet you.
- Tuty : Nice to meet you, *too* (juga).
- You : *Ladies and Gentlemen* (Para hadirin), *I'd* (=I would) *like to introduce* (Saya ingin memper-



- kenalkan) *our guests today* (tamu kita hari ini). This is Miss Andrea Brown from Sheffield, United Kingdom (UK). And this is Mister Gary from Detroit, United States of America (USA).
- Ms. Andrea : Good morning. Nice to meet you.
- Mr. Gary : Hello. Nice to meet you.
- Miyako : Takashi, this is Hastuti. She's from Bandung, Indonesia. She is *Indonesian* (orang Indonesia).
- Takashi : How do you do?
- Hastuti : How do you do?
- Indah : Diana, I'd like you *to meet* (berkenalan dengan) Grace. She is from *France* (Perancis). Now she *is studying* (sedang belajar) in Gadjahmada University.
- Diana : Hello. I'm Diana. Nice to meet you.
- Grace : Hi. I'm Grace. Nice to meet you, too.
- Inneke : Silvia, this is, Eddy.
- Silvia : *Hi*.
- Eddy : *Hello*.
- Danarto : Anton, this is Anita Wu.
- Anton : Hi. Nice to meet you.

---

Anita : Nice to meet you.  
 Hermin : This is Stephanie. She is an *AFS (American Field Service) student (siswa AFS)* in this school.  
 You : Hi. Nice to see you.  
 Stephanie : Hello. Nice to see you too.  
 You : I'd like you to meet Gunawan.  
 Elizabeth : Pleased to meet you.  
 Gunawan : Pleased to meet you, too.  
 You : Hi, guys. Nice to see you  
 Mia : Hi!



### **LISTENING PRACTICE** **Praktek Mendengarkan**

Listen to your teacher or your friend reading the conversations above and complete the conversations below.  
*Dengarkanlah guru anda atau teman anda membacakan percakapan di atas dan lengkapi percakapan di bawah ini*

- You : Tom, *this is (ini)* Savitri.  
           She's ..... Denpasar, Bali.  
   Savitri : Hi. Nice to meet you.  
   Tom : Nice to meet you.
- You : Sam, this is *my friend (teman-ku)*, Tuty. She is *a nurse (seorang perawat) in Bethesda Hospital (di Rumah Sakit Bethesda)*.  
   Sam : Nice to meet .....  
   Tuty : Nice to meet you, *too (juga)*.

- 
- 6
3. You : *Ladies and Gentlemen* (Para hadirin), *I'd (=I would) like to introduce* (Saya ingin memperkenalkan) *our guests today* (tamu kita hari ini). This is Miss Andrea Brown from Sheffield, United Kingdom (UK). And this is Mister Gary from Detroit, United .....of America (USA).
- Ms. Andrea : Good morning. Nice to meet you.
- Mr. Gary : Hello. Nice to meet you.
4. Miyako : Takashi, this is Hastuti. ... from Bandung, Indonesia. She is *Indonesian* (orang Indonesia).
- Takashi : ..... do you do?
- Hastuti : How do you do?
5. Indah : Diana, *I'd ..... you to meet* (berkenalan dengan) Grace. She is from *France* (Perancis). Now she *is studying* (sedang belajar) in Gadjahmada University.
6. Diana : Hello. .... Diana. Nice to meet you.
- Grace : Hi. I'm Grace. Nice to meet you, too.
7. Inneke : Silvia, this is, Eddy.
- Silvia : .....
- Eddy : *Hello.*

- 
7. Danarto : Anton, this ....Anita Wu.  
 Anton : .....  
 Anita : Nice to meet you.
8. Hermin : This is Stephanie. She .... an  
*AFS (American Field Service) stu-*  
*dent (siswa AFS) in this school.*  
 You : Hi. Nice to ..... you.  
 Stephanie : Hello. Nice to meet you too.
9. You : I'd like you to....Gunawan.  
 Elizabeth : .....  
 Gunawan : Pleased to meet you.
10. You : Hi, guys. Nice to see you .....
- Mia : Hi!

 **PAIR PRACTICE**  
**Praktek Berpasangan**

In groups, introduce your friend or guest to your friends.  
*Secara kelompok, perkenalkan temanmu atau tamumu kepada*  
*teman-temanmu. Tanya dan jawab pertanyaan dengan pasang-*  
*an anda*

**Follow the example**

- Susan : Please introduce your guest to us.  
 You : *Ladies and Gentlemen, I'd like to*  
*introduce our guests today. This is*  
*Miss Andrea Brown from Sheffield,*  
*United Kingdom (UK). And this is*  
*Mister Gary from Detroit, United*  
*States of America (USA).*



## GRAMMAR UNDERSTANDING

### Pemahaman Tata Bahasa

Look and Say (*Lihat dan Katakan*) the sentences in the table (*kalimat-kalimat dalam tabel*)!

NOUN/PRONOUN	BE	PREPOSITIONAL PHRASE
The parcel	is	for you.
Tom and Jerry	were	with me this morning.
The Bank of BNI	is	in front of the library.
Ali	is	from Egypt.
The Supermarket	is	across the street.
The post office	is	next to the bank.
Bethesda Hospital	is	behind Telecommunication Office.
The picture	is	above the TV set.
The computer	is	on the desk.
Those sandals	are	under the table.


#### Examples:

Ladies and Gentlemen, this is Prof. Sydney Snyder, M.A. She is our special guest today. She is from School of International Training, California, U.S.A. Now she is a teacher of English at a Post Graduate Program of Gadjah-mada University.

Ladies and Gentlemen. This is Mr. Vincent P Costa, Ed.D., and that is Mr. Philip Rekdale, B.A. AVT. They are our Special Consultants of Model School. Mr. Philip is from Australia and Mr. Vincent is from America.

Hello, everybody. We are from Makasar State Senior High School 1, South Sulawesi. I'd like to introduce my debate team. I'm Agam Susanna. On my right is Lydia Natalia and on my left is Sigit Budiarto. Now I give the time to Agam to open a motion.

Miranda does a lot of things. She goes to school. She helps her mother. He watches TV. Se also dances every Monday. She likes music.



Look and Say (Lihat dan Katakan) the sentences in the table below!

NOUN/PRONOUN	BE	ADJECTIVE
I (saya)	am	happy.
We (Kami/Kita)	are	busy.
You (Kamu/Anda)	are	hungry.
They (Mereka, misal: Diana and Jimmy))	are	diligent.
He (Dia, misal: Tommy)	is	handsome.
Richard	is	tall.
She (Dia, misal: Susan)	is	beautiful.
Farida	is	smart.
It (Ia, misal: Jakarta)	is	dark.
Bandung	is	famous.
The Earth	is	round.

NOUN/PRONOUN	BE	ADVERB OF PLACE
Paramita	is	upstairs (di lantai atas).
Hasan	is	there.
The buses	are	over there.
Time	is	up.
The students	are	in the class.
My daughter	is	in Australia.
I	was	at home yesterday.
Miranda	is	outside.

NOUN/PRONOUN	BE	NUMERAL
We	are	one.
The size	is	9m wide and 12m long.
Today	is	the fourth of July.



### **ENRICH YOUR VOCABULARY** **Perkaya Kosakata Anda**

Read and Translate this text into Indonesian. Use a dictionary if (it is) necessary.

*Baca dan Terjemahkan bacaan ini ke dalam bahasa Indonesia. Gunakanlah kamus bila diperlukan.*





## THE ENGLISH LANGUAGE

This is a book about the English language. The name English is from England. It is also the language of the United States, Canada, Australia and other countries. There are thousands of words in English. In this book there are about 600 words.

Some words in English are from other languages. Salad is a French word. Coffee is an Arabic word. Tomato is a Spanish word.

Some words in English are from the name of a person. The word "Sandwich" is from the Earl of Sandwich. Some words are from the name of a place. The word hamburger is from Hamburg, Germany.

\* Taken from *World English Book 1* by Peter Jovanovich and Christopher Morris (Gen. Editors), Harcourt, Brainternational, Orlando, FL, USA



### WRITING PRACTICE

Write a short conversation about how to introduce someone.

*Tulislah tentang bagaimana memperkenalkan seseorang.*

**Follow the example:**

*Indah: Diana, I'd like you to meet Grace.  
She is from France. Now she is studying in Gadjahmada University.*

*Diana: Hello. I'm Diana. Nice to meet you.*

*Grace: Hi. I'm Grace. Nice to meet you, too.*

---

## LESSON - Four

# How To Ask About Personal Information

---

Bagaimana Menanyakan Tentang Informasi Pribadi

*What's your name? How do you spell your name?  
Where do you live?*



### **CONVERSATION Percakapan**

Read and Practice these conversations with your friend(s).  
*Bacalah dan Praktekkan percakapan ini dengan temanmu.*

- You : *What's your name? (Siapakah namamu?)*
- Febriyanti : *My name is Febriyanti. My father (ayahku) gives this name because (karena) I was born (dilahirkan) in February.*
- You : *Can I have your name? (Bisa tahu namamu?)*
- Esmeralda : *I'm Esmeralda. And you?*
- Harmoko : *I'm Harmoko.*
- Receptionist : *Your name, please?*
- Bella : *Bella.*
- Receptionist : *How do you spell it? (Bagaimana mengejanya?)*

- 
- ❁
- Bella Yunita : B-E-L-L-A. (baca: bi – I – el – el – e).
- Receptionist : Thank you.
- Heru : *What's her name?* (Siapakah namanya?)
- Santika : Her name is Nia Natalia.
- Manager : *What's your name?*
- Damayanti : *My name's Damayanti.*
- Manager : *When were you born?* (Kapan anda dilahirkan?)
- Damayanti : *I was born on* (lahir pada bulan) *December 20,1985* (baca: *December the twentieth nineteen eighty five*).
- Manager : *Where?* (Di mana?)
- Damayanti : *In Yogyakarta. Have you ever been to Yogyakarta?* (Tuan, pernah ke Yogyakarta?). *This is the city where* (kota di mana) *I was born.*
- Manager : *Where do you live?*(Di mana anda tinggal?)
- Damayanti : *I live at* (Saya tinggal di) *47 Sultan Agung Street, Yogyakarta* (Jalan Sultan Agung No. 47, Yogyakarta).
- Manager : *What's your age?* (Berapa usiamu?) *I mean* (maksudku). *How old are you?*
- Damayanti : *I'm twenty.* (Umur saya 20 tahun).

- 
- Manager : *What's your marital status? (Apa status perkawinan anda?) Are you married? (Apakah anda sudah kawin?)*
- Damayanti : *I'm still single (masih sendiri). I'm unmarried (belum kawin).*
- Manager : *What's your religion? (Apa agama Anda?)*
- Damayanti : *I'm a Muslim (Saya Islam).*



### LISTENING PRACTICE

#### Praktek Mendengarkan

Listen to your teacher or your friend reading the conversations above and complete the conversations below. Dengarkanlah guru anda atau teman anda membacakan percakapan di atas dan lengkapi percakapan di bawah ini

- You : *What's your .....? (Siapakah namamu?)*

Febriyanti : *My name is Febriyanti. My father (ayahku) gives this name .....(karena) I was born .....February.*
- You : *Can I have your name? (Bisa tahu namamu?)*

Esmeralda : *I'm Esmeralda..... you?*

Harmoko : *I'm Harmoko.*
- Receptionist : *Your name,.....?*

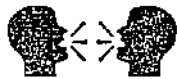
Bella : *Bella.*

Receptionist : *How do you ..... it?(Bagaimana mengejanya?)*

- 
- 6
- Bella Yunita : B-E-L-L-A.  
 Receptionist : Thank you.
4. Heru : *What's her name?* (Siapakah namanya?)  
 Santika : ..... name is Nia Natalia.  
 Manager : *What's your name?*  
 Damayanti : *My name's Saraswati.*
5. Manager : *When ..... you born?* (Kapan anda dilahirkan ?)  
 Damayanti : *I was born on (lahir pada bulan) December 20,1985 (baca: December the twentieth nineteen eighty five).*
6. Manager : *Where?* (Di mana ?)  
 Damayanti : *In Yogyakarta. Have you ever ..... to Yogyakarta?(Tuan, pernah ke Yogyakarta?). This is the city where (kota di mana) I was born.*
7. Manager : *Where do you live?(Di mana anda tinggal?)*  
 Damayanti : *I ..... (Saya tinggal di) 47 Sultan Agung Street, Yogyakarta (Jalan Sultan Agung No. 47, Yogyakarta).*
8. Manager : *What's your .....? (Berapa usiamu?) I mean (maksudku). How old are you?*  
 Damayanti : *I'm twenty. (Umur saya 20 tahun).*



9. Manager : *What's your ..... status?*  
(Apa status perkawinan anda?)  
: *Are you married?* (Apakah anda sudah kawin ?)
- Damayantii : *I'm still ..... (masih sendiri). I'm unmarried (belum kawin).*
10. Manager : *What's.....?* (Apa agama Anda?)
- Damayanti : *I'm a Muslim (Saya Islam).*



### PAIR PRACTICE

In pairs, ask your friend(s) about his or her personal information.

*Secara berpasangan, tanyailah temanmu tentang informasi pribadinya.*

Follow the example:

- Manager : What's your name?  
Saraswati : My name's Saraswati.
- Manager : When were you born? (Kapan anda lahir?)  
Saraswati : I was born on (lahir pada bulan) December 20,1985 (baca: December the twentieth nineteen eighty five).
- Manager : Where? (Di mana ?)  
Saraswati : In Denpasar, Bali. Have you ever been to Bali? (Tuan, pernah ke

- ✂
- Bali?). This is the city where  
(kota di mana) I was born (saya  
dilahirkan).
- Manager : Where do you live?(Di mana  
anda tinggal?)
- Saraswati : I live at (Saya tinggal di) 15  
Diponegoro Street Denpasar  
(Jalan Diponegoro 15, Denpasar).



## GRAMMAR UNDERSTANDING

### Pemahaman Tata Bahasa

Look and Say (*Lihat dan Katakan*) the sentences below  
(*kalimat-kalimat di bawah ini*)!

#### QUESTIONS WITH BE USING WHERE: Di mana/Ke mana?

WHERE	BE	SUBJECT?
Where	are	you? At home.
Where	is	the key? Inside my bag.
Where	is	the Malioboro Mall? On Jl. A Yani.
Where	are	you going? To the market.

#### QUESTIONS WITH BE USING WHAT: Apa....?

WHAT asks about things.

WHAT	BE	SUBJECT?
What	are	you? I'm a student.
What	is	that? That is a code.
What	is	this? This is a notebook.
What	are	those? Those are new types.it?
What	is	It is a VCD

---

**QUESTIONS WITH BE USING WHEN: Kapan...?**

**WHEN** asks about the time.

WHEN	BE	SUBJECT?
When	is	the music show? On March 15, 2003.
When	is	it ready? Tomorrow.
When	were	you yesterday? In Jakarta.

**THE USE OF PREPOSITIONS\***  
**(Penggunaan Kata Depan)**

**AT** is used to show (digunakan untuk menunjukkan):

- part of the day, for examples: *at night, at the weekend, at the end of March, at the moment, at noon, at midnight, at the present time, at present.*
- a specific time on the clock, for example: *at 7 o'clock, at 10:30.*
- a state or continued activity, for example: *at work, at school, at university, at the store.*
- show a price, age, level, rate, for example: *sold at US\$ 50.00, at the age of 25, at 25 kilometers, at an hour.*
- a point in space, for example: *at my house, at the bus stop, at the airport.*

**ON** is used to show (digunakan untuk menunjukkan):

- a specific day of the week, for example: *on Sunday, on Monday, on Tuesday, etc.*
- a specific date of the month, for example: *on September 11, 2002.*
- means of traveling, for example: *on foot, on a ship, on a 6 o'clock train (BUT by train, by bus, by plane).*





- traveling, for example: *on my way home, on my way to campus, on a journey.*
- the upper most horizontal surface, for example: *on top of the page.*
- the edge of, for example: *on the river, on the border.*
- a position supported by a surface, for example: *on the table, on the bus, on my finger, on page 51.*
- a means of, for example: *The car can run on patrol, She lives on potatoes.*
- in the direction of, for example: *on my right, on Rome.*

**IN is used to show (digunakan untuk menunjukkan):**

- a position contained by something with depth, length, and height or within an enclosed space, for example: *in a box, in the cupboard, in the class, in the sea, in a car, in bed.*
- a position surrounded by an area with and not beyond an open space, for example: *in the garden, in the street, in the windows, in her mouth.*
- with the names of countries, seas, towns, cities, and villages, for example: *in Thailand, in the Atlantic, in Jakarta, in Wonosari.*
- an area of activity or employment, for example: *in business, in politics, in insurance, in silk, in red, in uniform, in a T-shirt.*
- direction of movement, for example: *in the wrong direction, in the east, in the direction of London.*
- express oneself, for example: *in English, in Arabic, in Japanese, in Chinese.*
- by means of, for example: *write in ink, write in pencil.*
- a day of the month, for example: *in June, in May 2003,*



*in Summer, in the 21<sup>st</sup> century, in World War Two, in Vietnam War, in Iraq War.*

- *during more than one, for example: in three weeks, in two months.*
- *at some time during, at the time of, for example: in the morning, in the afternoon, in the evening, on Monday morning.*
- *after, at the end of, for example: in five minutes, in a few weeks. In three months.*

*\*Taken from Longman Dictionary of English Language and Culture  
by Della Summer (Director), Pearson Education Limited  
Edinburgh, Essex, England, 2000*

**Examples:**

I am Winnie Wratmo. I am from Indonesia. I am an Indonesian. I speak Indonesian. My language is Indonesian. My national anthem is Indonesia Raya or Great Indonesia. My national flag is red and white. My country is the Republic of Indonesia. The capital city of my country is Jakarta.

Now I live in Jakarta. I study at University of Indonesia. By June 2005 I will have finished my study.

My friend is from Germany. He speaks German. His language German. His name is Smith.

I have a friend. She comes from France. She is a French. She speaks French. Her language is French. Paris is the capital city of France.

His name is Bill. He is from Boston, U.S.A. He is an American. He speaks English. His language is English.

Muhammad Abbas is from Egypt (Mesir). He is an Egyptian. He speaks Arabic. His language is Arabic.



## ENRICH YOUR VOCABULARY

### Perkaya Kosakata Anda

Read and Translate this text into Indonesian. Use a dictionary if (it is) necessary.

*Baca dan Terjemahkan bacaan ini ke dalam bahasa Indonesia. Gunakanlah kamus bila diperlukan.*

### The Good Student

- Frank : Bye, Mr. Brown. See you tomorrow!
- Ms. Wright : Oh, Frank's in your class? He was in my class last semester. I wish I hadn't had him.
- Mr. Brown : What? You didn't like Frank? I think he's one of my best students.
- Ms. Wright : Oh, no, not Frank. He was always asking questions. Frank always interrupted me and other students. He was never quiet.
- Mr. Brown : Yes, that's Frank. That's why he's such a good student. He's always thinking and trying to use English. He laughs a lot. Frank doesn't worry about making mistakes. I enjoy having him in class. I wish more students were like Frank.
- Ms. Wright : Not me. I like students like



- Marcos. Do you have him in your conversation class this semester?
- Mr. Brown : Yes, but to be honest, Marcos is too quiet for me. I can't tell if he's learning. Marcos is so silent. He doesn't say anything!
- Ms. Wright : Yes, that's Marcos! That's how good students should be. They have to be respectful and listen to their teachers. When Marcos has a question, he asks me after class. He doesn't take class time away from other students.
- Mr. Brown : Well, I like students to ask me questions when they have questions. If they wait till class is over, they may forget.
- Ms. Wright : Oh, I almost forgot myself. I'm late for class! See you!

\*Taken from *IMPACT Topics* by Richard R Day and Junko Yamanaka, Longman Asia ELT, Hong Kong, 2001



### **WRITING PRATICE *Praktek Menulis***

Ask your friend about his or her personal.

Then write down the Information you have got here.

#### **Example:**

*Samuel Kotto was born in 1985. He lives in Tegal. He is 18 years now. He is in the second year of SMU. His father is a politician, and his mother is a housewife.*

---

## Lesson - Five

# How To Ask About Family Background

---

Bagaimana Menanyakan Tentang Latar Belakang  
Keluarga

*What's your father? How many brothers and sisters do you  
have? Where does he/she work?*



### CONVERSATION Percakapan

Read and Practice these conversations with your friend (s).  
*Bacalah dan Praktekkan percakapan ini dengan temanmu.*

- Renny : *What's your father? (Apa pekerjaan ayahmu?)*
- Hermansyah : *My father is a doctor (dokter),  
He works in (bekerja di) Cipto  
Mangunkusumo Hospital.*
- Renny : *And your mother? (Dan pekerjaan  
Ibumu?)*
- Hermansyah : *My mother is a housewife (ibu  
rumah tangga).*
- Sutami : *What's your profession? (Apa  
profesi anda?)*
- Sitompul : *I'm a lawyer (saya ahli hukum).  
I work for (bekerja untuk)  
Habibie Center. And you?*

- 
- ❁
- Sutami : I'm an *architect* (arsitek). Now I *have designed* (telah merancang) *ten buildings* (sepuluh gedung) and *two bridges* (dua jembatan).
- Mr. Salman : *What do your parents do for a living?* (Apa pekerjaan orang tua anda?)
- Sahrul : My father is a *businessman* (pengusaha) and my mother is a *government civil servant-PNS*.
- Putri : How many brothers and sisters do you have? (Berapa jumlah saudaramu?)
- Damayanti : I have one brother (satu kakak) and two sisters (dua adik).
- Putri : *What do they do?* (Apa pekerjaan mereka?)
- Damayanti : My brother is a *soldier* (tentara). And my first sister is a *stewardess* (pramugari). She works for Garuda Indonesia Airways. And the last (yang terakhir) is still studying in *Bandung Institute of Technology* (ITB Bandung).
- Hanafi : *What's your job?* (Apa pekerjaan anda?)
- Mr. John Eddy : I'm a correspondent (saya wartawan).
- Hanafi : *Where do your parents come from?* (Darimana asal orang tuamu?)

- 
- Mr. John Eddy : My father *comes from* (berasal dari) Manado, North Sulawesi (Sulawesi Utara), and my mother is from Surabaya.
- Hanafi : How many persons are there in your family? (*Berapa jumlah keluarga anda ?*)
- Mr. John Eddy : There are *five persons* (lima orang) in my family *including* (termasuk) me. So (Jadi), *there are five altogether* (ada lima semuanya).

 **LISTENING PRACTICE**  
**Praktek Mendengarkan**

Listen to your teacher or your friend reading the conversations above and complete the conversations below. *Dengarkanlah guru anda atau teman anda membacakan percakapan di atas dan lengkapilah percakapan di bawah ini*

1. Renny : *What's your father?* (Apa pekerjaan ayahmu?)  
Hermansyah : My ..... is a *doctor* (dokter), He *works in* (bekerja di) Cipto Mangunkusumo Hospital.
2. Renny : *And .....mother?* (Dan pekerjaan Ibumu?)  
Hermansyah : My mother is a *housewife* (ibu rumah tangga).
3. Sutami : *What's your profession?* (Apa profesi anda?)



- Sitompul : I'm a *lawyer* (saya ahli hukum).  
I *work for* (bekerja untuk)  
Habibie ..... And you?
- Sutami : I'm an *architect* (arsitek). Now I  
*have designed* (telah merancang)  
*ten buildings* (sepuluh gedung)  
and *two bridges* (dua jembatan).
4. Mr. Salman : *What do your parents do ..... a  
living?* (Apa pekerjaan orang  
tua anda?)
- Sahrul : My father is a *businessman*  
(pengusaha) and my mother is  
a *government civil servant* (PNS).
5. Putri : How ..... brothers and sis-  
ters do you have? (Berapa  
jumlah saudaramu?)
- Damayanti : I have one brother (satu kakak)  
and two sisters (dua adik).
6. Putri : *What do ..... do?* (Apa  
pekerjaan mereka?)
- Damayanti : My brother is a *soldier* (tentara).  
And my first sister is a *steward-  
ess* (pramugari). She works for  
Garuda Indonesia Airways.  
And the last (yang terakhir) is  
still studying in *Bandung Institute  
of Technology* (ITB Bandung).
7. Hanafi : *What's your job?* (Apa pekerja-  
an anda?)





- Mr. John : I'm a .....  
(saya wartawan).
8. Hanafi : *Where do your parents come from?*  
(Darimana asal orang tuamu?)
- Mr. John : My father .....*from* (berasal dari) Manado, North Sulawesi (Sulawesi Utara), and my mother is from Surabaya.
9. Hanafi : How many persons .....  
in your family? (*Berapa jumlah keluarga anda ?*)
- Mr. John Eddy : ..... are *five persons* (lima orang) in my family *including* (termasuk) me. So (Jadi), *there are five altogether* (ada lima semuanya).
10. Susan : How do you *solve* (mengatasi) a problem in your family?
- You : We ..... the problem *together* (bersama).



### **PAIR PRACTICE** **Praktek Berpasangan**

Now ask your friend(s) about his or her family background.

*Sekarang tanyailah temanmu tentang latar belakang keluarga.*

**Follow the example:**

- Hanafi : How many persons are there in your family?

Mr. John Eddy : There are five persons in my family including me. So, there are five altogether.

 **GRAMMAR UNDERSTANDING**  
**Pemahaman Tata Bahasa**

Look and Say (*Lihat dan Katakan*) the sentences below (*kalimat-kalimat di bawah ini*)!

PRONOUN/NOUN (Kata ganti/Kata benda)	BE (is, am, are)	NOUN (Kata benda)
I (saya)	<b>am</b>	a teacher.
We (Kami/Kita)	<b>are</b>	architects.
You (Kamu/Anda)	<b>are</b>	a post man.
They (Mereka, misal: Diana and Jimmy)	<b>are</b>	soldiers.
He (Dia, misal: Tommy)	<b>is</b>	an actor.
She (ia, misal: Susan)	<b>is</b>	a singer.
It (Ia, misal: Jakarta)	<b>is</b>	a city.

The bold typed words (kata yang dicetak tebal) above (di atas) such as (seperti): **I, We, You, They, He, She, It** are called **Pronouns**. Meanwhile (sementara itu) the words **is, am, are** are called the Simple Present Tense of The Verb "TO BE."

**Pronouns** (kata ganti) are words (kata) that (yang) is used (digunakan) in place of (sebagai ganti daripada) a noun (kata benda).

Subject	Verb	Independent Pronouns
I	own a dictionary.	This is <b>mine</b> (Ini milikku).
We	own five books.	This <b>ours</b> (Ini milik kita).
You	own a house.	This is <b>yours</b> (Ini milikmu).
They	own chances.	This is <b>theirs</b> (Ini milik mereka).
He	owns a book.	This is <b>his</b> (Ini miliknya).
She	owns a car.	This is <b>hers</b> (Ini miliknya).
It	owns a nest.	-



The *bold typed words* (kata yang dicetak tebal) like: **mine, ours, yours, theirs, his, hers,** are the pronouns that are used as *Independent Pronouns* (kata ganti yang menyatakan milik yang dapat berdiri sendiri)

**Example:**

This is my car. That is your car. It is mine. Mine is blue. Mine is made in japan. Yours is made in germany. Hers is made in USA.

This calculator is his. His is made in Thailand. Yours is made in China. Mine is made in Indonesia. Cyntia is mine forever. Yourss is mine. The shop is theirs. Theirs gets much profit. This school is ours. Ours is the best.

*There is* (ada) a bag (left (tertinggal) in the toilet, but *there are* (ada) five bags on the table.



## **ENRICH YOUR VOCABULARY**

### **Perkaya Kosa Kata Anda**

Read and Translate this text into Indonesian. Use a dictionary if (it is) necessary.

*Baca dan Terjemahkan bacaan ini ke dalam bahasa Indonesia. Gunakanlah kamus bila diperlukan.*

### **REAL LIFE OR FANTASY?**

Do you like America's 'soap opera'? They are called 'real life' stories, but how real are they?


Millions of people all over the world love watching American TV programmes like dallas and Dynasty. The names of some of their characters like J.R. and sue Ellen in Dallas, and Aaxis and Blake Carrington in Dynasty are ell known in many countries.

---

Why are these programmes so popular? Perhaps it's because they are not like real life at all. Nothing is ever ugly or old-fashioned. The women are either young or beautiful or old and beautiful. The men are ever clever and good-looking or stupid and good-looking. The people are never fat.

The families are always very rich. They live in very large houses, they drive fast cars and they wear expensive clothes. Nothing in Dallas or Denver is cheap!

Taken from DISCOVERIES Book 1 by Brian Abbs and Ingrid Freebairn, Longman Group UK Limited, Essex, England

 **WRITING PRACTICE**  
**Praktek Menulis**

Write three conversations about a family background.

Follow the example:

*I have a friend. She is Sundari, She is from Solo. Her father is a doctor, and her mother is a housewife. She lives at 11 Slamet Supriyadi street. She has no brother and sister. So, there are three persons in her family altogether.*

---

## Lesson - Six

---

### How To Talk About Routines

---

Bagaimana Menanyakan Tentang Rutinitas

*What time do you usually get up? I usually get up at 4:30.  
Do you work on Saturdays?*



#### **CONVERSATION Percakapan**

Read and Practice these conversations with your friend(s)  
*Bacalah dan Praktekkan percakapan ini dengan temannya.*

- Indah : What time do you *usually* (biasanya) *get up* (bangun tidur)?
- Ardy : I usually gets up at 4.30.
- Maria : What do you do *before and after* (sebelum dan sesudah) school?
- Ratih : Before school, I learn *for* (selama) fifteen minutes and then I *help* (membantu) my mother *prepare breakfast* menyiapkan makan pagi).

- 
- ❧
- Bramantyo : *Do you work* (Apakah anda bekerja) *on Saturdays* (tiap-tiap hari Sabtu)?
- You : No, I don't.
- Sulistyo : *How often* (Berapa kali) *do you exercise* (berolah raga) *in a week* (dalam seminggu)?
- Firman : *Three times* (tiga kali) a week, Tuesday, Thursday and Sunday.
- Tommy : Do you play tennis on Sundays?
- Ali : No, I don't. Sunday is for my family.
- Teacher : Do you speak English every-day?
- Firman : No, Sir. I always speak English on Wednesdays (tiap-tiap hari Rabu)
- Agatha : Does she have a computer?
- You : Yes, she does.
- You : Where do you eat lunch today?
- Rina : At the café.
- Hetty : Where do you live?
- You : I live in Wonosari, Yogyakarta.
- Sam : Shinta is sleepy.
- You : Why doesn't she go to bed?

---

 **LISTENING PRACTICE**  
**Praktek Mendengarkan**

Listen to your teacher or your friend reading the conversations above and complete the conversations below.  
*Dengarkanlah guru anda atau teman anda membacakan percakapan di atas dan lengkapilah percakapan di bawah ini*

1. Indah : What ..... do you usually (biasanya) *get up* (bangun tidur)?  
Ardy : I usually gets ..... at 4.30.
2. Maria : What do you do ..... and after (sebelum dan sesudah) school?  
Ratih : Before school, I ..... for (selama) fifteen minutes and then I *help* (membantu) my mother *prepare breakfast* (menyiapkan makan pagi).
3. Bramantyo : Do you ..... (Apakah anda bekerja) *on Saturdays* (tiap-tiap hari Sabtu)?  
You : No, I don't.
4. Sulistyio : How ..... (Berapa kali) do you *exercise* (berolah raga) *in a week* (dalam seminggu)?  
Firman : *Three times* (tiga kali) a week, Tuesday, Thursday and Sunday.
5. Tommy : Do you ..... tennis on Sundays?  
Ali : No, I don't. Sunday is for my

- 
- .....
6. Teacher : Do you speak English every-day?  
 Firman : No, ..... I always speak English on Wednesdays (tiap-tiap hari Rabu)
7. Agatha : Does she have a .....?  
 You : Yes, she does.
8. You : Where do you eat ..... today?  
 Rina : At the café.
9. Hetty : ..... do you live?  
 You : I live in Wonosari, Yogyakarta.
10. Sam : Shinta is .....  
 You : Why doesn't she go to bed?



### **PAIR PRACTICE** **Praktek Berpasangan**

In pairs, ask your friend(s) about his or her routines or daily activities.

*Secara berpasangan, tanyailah temanmu tentang kegiatan rutin dia atau kegiatan hariannya.*

**Follow the example:**

- You : What do you do on your *day off* (hari libur anda)?  
 Ika : Well, I get up early. And I run (lari) for about 3 kms.  
 You : What is your busiest day (hari





Ika

paling sibuk)?

: Saturday is my busiest day. In the morning, I clean the house, water the flowers, and wash my clothes. In the afternoon, I play tennis. In the evening, I finish off all my homework. And at night, I take an English course and computer.



### GRAMMAR UNDERSTANDING Pemahaman Tata Bahasa

Look and Say (*Lihat dan Katakan*) the sentences below (*kalimat-kalimat di bawah ini*):

PRONOUN/NOUN (Kata ganti/Kata benda)	BE (is, am, are)	NOUN (Kata benda)
I (saya)	am	Grace.
We (Kami/Kita)	are	students.
You (Kamu/Anda)	are	a teacher.
They (Mereka, misal: Diana and Jimmy)	are	managers.
He (Dia, misal: Tommy)	is	a director.
She (Dia, misal: Susan)	is	a cashier.
It (Ia, misal: Jakarta)	is	a city.
NOUN/PRONGUN	BE	ADJECTIVE
I (saya)	am	happy.
We (Kami/Kita)	are	busy.
You (Kamu/Anda)	are	hungry.



They (Mereka, misal: Diana and Jimmy)	are	diligent.
He (Dia, misal: Tommy) Richard	is	handsome. tall.
She (Dia, misal: Susan) Farida	is	beautiful. smart.
It (Ia, misal: Jakarta) Bandung	is	dark. famous.
The Earth	is	round.

NOUN/PRONOUN	BE	ADVERB OF PLACE
Paramita	is	upstairs (di lantai atas).
Hasan	is	there.
The buses	are	over there.
Time	is	up.
The students	are	in the class.
My daughter	is	in Australia.
I	was	at home yesterday.
Miranda	is	outside.

NOUN/PRONOUN	BE	PREPOSITIONAL PHRASE
The parcel	is	for you.
Tom and Jerry	were	with me this morning.
The Bank of BNI	is	in front of the library.
Ali	is	from Egypt.
The Supermarket	is	across the street.
The post office	is	next to the bank.
Bethesda Hospital	is	behind Telecommunication Office.
The picture	is	above the TV set.
The computer	is	on the desk.
Those sandals	are	under the table.

NOUN/PRONOUN	BE	NUMERAL
We	are	one.
The size	is	9m wide and 12m long.
Today	is	the fourth of July.

We call sentences in the table above **The Simple Present Tense**. The bold typed words (**is, am, are**) are called **The Simple Present Tense of The Verb "To Be."**

All sentences above are in **POSITIVE SENTENCES** (Kalimat Positif). They have **is, am, or are** in them, for example:

I **am** 171 centimeters tall.

We **are** slim.

You **are** big.

They **are** ugly.

He **is** busy.

She **is** beautiful.

It **is** dark.

You *can conclude* (dapat menyimpulkan) that:

- **is** is used with *He, She, It* and other *singular subjects in the third person*.
- **am** is used with *I*.
- **are** is used with *You, We, They*, and other *plural subjects*.

In making **NEGATIVE SENTENCES** (Kalimat Negatif), insert (selipkan) **not** after the first form of the verb of **To Be**, for example:

I **am not** a teacher.



We/You/They/The students *are not* tired of reading books.

Mr.President/Miranda/Dr.Rizal/He/She/It *is not* in the office.

In order to make INTERROGATIVE SENTENCES (Kalimat Tanya) insert *is, am, are* in the beginning of the sentence, for example:

*Is* (Apakah) Mr.President/Miranda/Dr.Rizal/He/She/It *in the office?* *Yes, he/she is. No, he/she is not.*

*Am* (Apakah) I a teacher? *Yes, you are.*

*Are* (Apakah) we/you/they/the students busy now? *Yes/No*

Now, look at the sentences in the table below. *Pay attention* (perhatikan) the verbs in the bold type.

SUBJECT	ADVERB OF FREQUENCY	VERB
I	always	<b>go</b> to school everyday.
We	usually	<b>speak</b> English every Wednesday.
You	never	<b>come</b> late.
They	often	<b>eat</b> lunch together.
He	rarely	<b>watches</b> TV in the afternoon.
She	seldoms	<b>reads</b> newspaper.
It	never	<b>stops</b> .

We call sentences in the table above **The Simple Present Tense**. The bold typed words are called The Simple Present Tense Verbs.

**The Simple Present Tense** is used to *express something* (menyatakan sesuatu) *that happens* (yang terjadi) *all*

*the time* (sepanjang masa) or *habits* (kebiasaan), *that is* (yaitu), actions or activities *happening* (terjadi) everyday, every week, every year, etc. The Simple Present Tense is also used to express facts or states that are always or universally true, for example:

Mr. Simon **works** in the office everyday.

The world **is** round.

The Sun **rises** in the east and **sets** in the west.

Soekarno **is** the first president of the Republic of Indonesia.

The **Simple Present Tense** is the tense for *description* and *definition*, for example:

Internet **is** an international information NETWORK that allows millions of computer users around the world to exchange information. The Internet **makes** it possible for people to communicate by e-MAIL and to search for information on the WORLD WIDE WEB.

A hotel **is** a building that provides rooms for people to stay in (usually for a short time) and usually also meals in return for payment.

The **Simple Present Tense** is formed by using the **first form of the verb or stem** (kata kerja bentuk pertama atau kata dasar) after the subject. **BUT** the subjects of the third person and singular number, for example: *Mr. Simon, Lucia, He, She, It* add *s* or *es* to the first form of the verb or stem., for example:

I /We/You/They/The man **want** to buy a computer.  
Mr.President/Miranda/Dr.Rizal/He/She/It **needs** a place.

---

In making NEGATIVE SENTENCES (Kalimat Negatif), *does not (doesn't)* is inserted (diselipkan) before the first form of the verb or stem, for example:

I /We/You/They/The students *do not (didn't= tidak)* bring a dictionary.

Mr.President/Miranda/Dr.Rizal/He/She/It *does not (didn't= tidak)* build (membangun) a castle (istana).

In order to make INTERROGATIVE SENTENCES (Kalimat Tanya) insert *do* or *does* in the beginning of the sentence and the verb is in the first form or stem and *ended with* (diakhiri dengan) a question mark (tanda?), for example:

*Do* (Apakah) I /We/You/They/The students *bring a dictionary?*

*Does* (Apakah) Mr.President/Miranda/Dr.Rizal/He/She/It *build a castle?*

THE RULES FOR ADDING (MENAMBAH) + S OR ES TO THE FIRST FORM OF THE VERB OR STEM ARE:

- add -s to the first form of the verb or stem, for example: *read-reads, stay-stays, need-needs, stop-stops, etc.*
- add -es to the first form of the verb or stem ending (beakhiran) in *ch, sh, ss, x, o*, for example: *watch-watches, finish-finishes, pass-passes, fix-fixes, go-goes, etc.*
- if the first form of the verb or stem end in a *consonant + y*, then change the *y* to *-i*, and then add -es, for example: *study-studies, cry-cries, try-tries, etc.*

*Time Markers* (tanda waktu) that are usually used such as: *always* (selalu), *usually* (biasanya), *often* (sering), *sometimes* (kadang-kadang) *occasionally* (kadang-kadang),



*seldom* (jarang), *rarely* (jarang), *hardly ever* (jarang pernah),  
*never* (tak pernah), *today* (hari ini), *every day* (setiap hari),  
*every week* (setiap minggu) *every month* (setiap bulan), *ev-*  
*ery year* (setiap tahun), *every time* (setiap saat), *every term*  
(setiap masa) and *every....*

**EXAMPLES OF USING ADVERBS OF FREQUENCY**  
(Contoh Penggunaan Kata Keterangan Frekwensi)

**ALWAYS** (selalu)

Jimmy always goes to school on foot.

**USUALLY** (biasanya)

Emmelie usually eats dinner at 8 o'clock.

**OFTEN** (sering)

Farida often speaks English at home.

**SOMETIMES** (kadangkadang)

Sometimes people think that everyday is Sunday.

**SELDOM** (jarang)

I seldom go to bed late.

**RARELY** (jarang)

Cyntia rarely comes late.

**NEVER** (tak pernah)

We never go to the movie.



**ENRICH YOUR VOCABULARY**

***Perkaya Kos̄a Kata Anda***

Read and Translate this text into Indonesian. Use a dictionary if (it is) necessary.

*Baca dan Terjemahkan bacaan ini ke dalam bahasa Indonesia.  
Gunakanlah kamus bila diperlukan.*



## A Day In My Life

My day usually begins at four thirty. I get up and do our praying for about fifteen minutes. Then I do some exercises. Then I take my shower. After my shower, I get dressed and have breakfast. My breakfast consists of rice, fried eggs, and milk. At six fifteen I leave for school.

I usually go to school by motorcycle, but sometimes I take the bus to school. I walk two hundred meters to catch the bus. It takes ten minutes to get my school from my home. My school starts at 07.00 a.m. and finishes at 01.00 p.m.

I usually reach my home at around at 01.15. When I get home I watch TV for a while. Then I review my lessons and take a nap for a moment. Then I get up. After that I do my homework. I have dinner at 08.00 p.m. After that I study and prepare my lessons for tomorrow before I go to bed. Usually I go to bed at 10.00 o'clock

\*Adapted from *Breakthrough Book 1* by Jack C Richards and M.N. Long, Oxford University Press, 1994



## WRITING PRACTICE

### Praktek Menulis

Write about your daily routines or activities.

Follow the example:

*Sometimes I go shopping on Sunday morning. I drive my own car. My father, mother and I go to Malioboro mall or Galeria. I leave my house at 8.00 o'clock and get there at 9.30. Then I....*





---

## Lesson - Seven

### How To Ask About Educational Background

Bagaimana Menanyakan Tentang Latar Belakang  
Pendidikan

*I completed my Elementary School in 1981. I graduated  
from Gadjahmada University in 2002.*



#### **CONVERSATION Percakapan**

Read and Practice these conversations with your friend(s).  
*Bacalah dan Praktekkan percakapan ini dengan temanmu.*

- Azhar : *Tell me (Ceriterakan kepadaku)  
a little bit about (sedikit tentang)  
your educational background.*
- You : *In 1981 I completed (menyelesai-  
kan) my Elementary School (SD)  
in Wonosari State Elementary  
School 6 (SD 6 Negeri Wonosari).  
Then (Kemudian) in 1984 I  
finished (menyelesaikan) my  
Junior High School in Wonosari*



*State Junior High School 1 (SMP Negeri 1 Wonosari). In 1987 I passed (lulus) my Senior High School (SMA) in Wonosari State Senior High School 2 (SMA Negeri 2 Wonosari) in Gunungkidul Regency (Kabupaten Gunungkidul), Yogyakarta Special Territory (Daerah Istimewa Yogyakarta). In 1987 I was admitted (diterima) to Bandung Institute of Technology.*

Nadia : *What school did you graduate from?(Anda lulus dari sekolah apa?)*

You-1 : *I graduated from (lulus dari) Yogyakarta State Senior High School 3 (SMA Negeri 3 Yogyakarta).*

You-2 : *I graduated from Muhammadiyah Yogyakarta Senior High School 1 (SMA Muhammadiyah 1 Yogyakarta).*

You-3 : *I graduated from Yogyakarta State Technical High School 1 (STM Negeri 1 Yogyakarta).*

You-4 : *I graduated from Tarakanita Economics High School (SMEA Tarakanita Jakarta).*

You-5 : *I graduated from University of Indonesia (Universitas Indonesia)*

- 
- ✂
- Ramli : in the Faculty of Medicine (Fakultas Kedokteran).  
: *Where do you go to school?* (Di mana kau sekolah/Kau sekolah di mana?)
- You-1 : I go to school (sekolah) at *Bethesda Nursing Academy* (AKPER Bethesda) in Yogyakarta.
- You-2 : I go to school at *Diponegoro University* (UNDIP) in Semarang.
- You-3 : I go to school at *Yogyakarta State University* (UNY) in Yogyakarta.
- Rizal : *What course of study do you learn at Senior High School?* (Mata pelajaran apa yang kamu pelajari di SMA?)
- You : I learn (belajar) *Mathematics* (Matematika), *English* (Bahasa Inggris), *Physics* (Fisika), *Chemistry* (Kimia), *Biology* (Biologi), *Indonesian* (Bahasa Indonesia), *Arts* (Seni), *Sports* (OlahRaga), *History* (Sejarah), *Economics and Accounting* (Ekonomi dan Akuntansi) *and so on* (dan lain-lain).
- Rizal : *Do you join extra activities?* (Apakah Anda ikut kegiatan ekstra?)
- You : Yes, I do. I *join* (ikut) *Karate, Basketball, and Youth Scientific*



- Club (Kelompok Ilmiah Remaja).
- Rizal : *What is your rank in the class?* (Berapa ranking Anda di kelas?)
- You : *I'm number 3 in rank* (ranking nomor 3) *in my class.*
- Nadia : *Why do you go to Senior High School?* (Kenapa Anda sekolah di SMA?)
- You : *Because* (karena) *I want* (ingin) *to continue my study* (melanjutkan studiku) *to* (ke) *University or Academy.*



## LISTENING PRACTICE

### Praktek Mendengarkan


Listen to your teacher or your friend reading the conversations above and complete the conversations below. *Dengarkanlah guru anda atau teman anda membacakan percakapan di atas dan lengkapilah percakapan di bawah ini*

1. Azhar : *Tell me* (Ceriterakan kepadaku) *a little bit about* (sedikit tentang) *your educational background.*
- You : *In 1981 I* ..... (menyelesaikan) *my Elementary School* (SD) *in Wonosari State Elementary School 6* (SD 6 Negeri Wonosari). *Then* (Kemudian) *in* ..... *I finished* (menyelesaikan) *my Junior High School in*



*Wonosari State Junior High School 1 (SMP Negeri 1 Wonosari). In 1987 I passed (lulus) my Senior High School (SMA) in Wonosari State Senior High School 2 (SMA Negeri 2 Wonosari) in Gunungkidul..... (Kabupaten Gunungkidul), Yogyakarta Special Territory (Daerah Istimewa Yogyakarta). In 1987 I was .....(diterima) to Bandung Institute of Technology.*

2. Nadia : \**What school did you ..... from ? (Anda lulus dari sekolah apa?)*  
You : *I graduated from (lulus dari) Yogyakarta State Senior High School 3 (SMA Negeri 3 Yogyakarta).*
3. Nadia : *What about you?*  
You : *I graduated ... Muhammadiyah Yogyakarta Senior High School 1 (SMA Muhammadiyah 1 Yogyakarta), and my brother graduated from Yogyakarta State .....High School 1 (STM Negeri 1 Yogyakarta).*
4. Heru : *Where did you go to school?*  
You : *I went to school at Tarakanita .....High School (SMEA Tarakanita Jakarta).*

- 
- 
5. Mr. Alex : Did you graduate from Gadjah-  
mada University?
- You : No. I graduated from *University  
of Indonesia* (Universitas  
Indonesia) in the .....of Medi-  
cine (Fakultas Kedokteran).
6. Ramli : *Where do you go to school?* (Di  
mana kau sekolah/Kau sekolah  
di mana?)
- You : *I go to school* (sekolah) at  
*Bethesda Nursing* .....(AKPER  
Bethesda) in Yogyakarta.
7. Mrs. Anna : Where will you continue your  
study?
- You : I will continue my study to  
*Yogyakarta ...University (UNY)*  
in Yogyakarta.
8. Rizal : *What course of* ..... *do you learn*  
*at Senior High School?* (Mata pe-  
lajaran apa yang kamu pelajari  
di SMA?)
- You : *I learn* (belajar) *Mathematics*  
(Matematika), *English* (Bahasa  
Inggris), *Physics* (Fisika), *Che-  
mistry* (Kimia), *Biology* (Biologi),  
*Indonesian* (Bahasa Indonesia),  
*Arts* (Seni), *Sports* (OlahRaga),  
*History* (Sejarah), *Economics and*  
*Accounting* (Ekonomi dan



Akuntansi) and ..... (dan lain-lain).

9. Rizal : *What is your ..... in the class? (Berapa ranking Anda di kelas?)*

You : *I'm number 3 in rank (ranking nomor 3) in my class.*

10. Nadia : *..... do you go to Senior High School? (Kenapa Anda sekolah di SMA?)*

You : *Because (karena) I want (ingin) to continue my study (melanjutkan studiku) to (ke) University or Academy.*



### **PAIR PRACTICE** **Praktek Berpasangan**

In pairs, tell your friends about your educational background.

*Secara berpasangan, ceritakan kepada teman anda mengenai latar belakang pendidikannya.*

**Follow the example:**

You : *Tell me a little bit about your educational background.*

Renny : *In 1981 I completed (menyelesaikan) my Elementary School (SD) in Wonosari State Elementary School 6 (SD 6 Negeri Wonosari). Then (Kemudian) in 1984 I*



*finished* (menyelesaikan) my Junior High School in *Wonosari State Junior High School 1* (SMP Negeri 1 Wonosari). In 1987 I *passed* (lulus) my *Senior High School* (SMA) in *Wonosari State Senior High School 2* (SMA Negeri 2 Wonosari) in *Gunungkidul Regency* (Kabupaten Gunungkidul), *Yogyakarta Special Territory* (Daerah Istimewa Yogyakarta). In 1987 I *was admitted* (diterima) to Bandung Institute of Technology.



## **GRAMMAR UNDERSTANDING** **Pemahaman Tata Bahasa**

Look and Say (*Lihat dan Katakan*) the sentences below (*kalimat-kalimat di bawah ini*)!

PRONOUN (Kata ganti)	BE (is, am, are)	NOUN PHRASE (Kelompok kata benda)
I (saya)	was	a student then.
We (Kami/Kita)	were	actors.
You (Kamu/Anda)	were	alawyer.
They (Mereka)	were	nurses.
He (Dia, misal: Tommy)	was	an ITB student.
She (Dia, misal: Susan)	was	an actress.
It (Ia, misal: Jakarta)	was	a city of legend.



---

We call sentences in the table above **The Simple Past Tense**. The bold typed words (**was, were**) are called The Simple Past Tense of The Verb "To Be."

All sentences above are in POSITIVE SENTENCES (Kalimat Positif). They have **was** or **were** in them, for example:

I **was** absent yesterday.  
We **were** young then.  
You **were** fat at that time.  
They **were** creative.  
He **was** at home last night.  
She **was** a nurse for twenty years.  
It **was** dark here .

You *can conclude* (dapat menyimpulkan) that:

- **Was** is used with *I, He, She, It* and other *singular subjects in the third person*.
- **Were** is used with *You, We, They*, and other *plural subjects*.

In making NEGATIVE SENTENCES (Kalimat Negatif), insert (selipkan) **not** after the first form of the verb of *To Be*, for example:

I **was not** a teacher.  
We/You/They/The students **were not** tired of reading books.  
Mr. President/Miranda/Dr. Rizal/He/She/It **was not** in the office.

In order to make INTERROGATIVE SENTENCES (Kalimat Tanya) insert **was** or **were** in the beginning of the sentence and *ended with* (diakhiri dengan) a question mark (tanda?), for example:

---

*Was* (Apakah) Mr.President/Miranda/Dr.Rizal/I/  
He/She/It *in the office?*

*Were* (Apakah) we/you/they/the students tired of  
reading books?

The **Simple Past Tense** is used to describe ONE COMPLETED ACTION in the past. It can be also used to tell about events or stories that happen quickly, one right after the other, completed actions in the past. So, we use The Simple Past tense when the time is *definite*.

The **Simple Past Tense** is formed by using the second form of the verb (*Regular Verb or Irregular Verbs*=Kata Kerja Beraturan atau Tidak Beraturan). In the Simple Tense, the second form of the verb is used with subjects of all *persons* and *numbers* in POSITIVE SENTENCES (Kalimat positif), for example:

I /We/You/They/The students *went* to Jakarta.  
Mr.President/Miranda/Dr.Rizal/He/She/It *worked*  
hard.

In making NEGATIVE SENTENCES (Kalimat Negatif), **did not (didn't)** is inserted (diselipkan) before the verb *which is changed into* (yang diubah menjadi) the *first form or stem* (kata dasar), for example:

I /We/You/They/The students *did not (didn't= tidak)*  
*go* to Jakarta.  
Mr. President/Miranda/Dr. Rizal/He/She/It *did not*  
*(didn't= tidak) work* hard.

In order to make INTERROGATIVE SENTENCES (Kalimat Tanya) insert **did** in the beginning of the sentence and then change the verb into the first form or stem and *ended with* (diakhiri dengan) a question mark (tanda?),

---

for example:

*Did* (Apakah) I /We/You/They/The students go to Jakarta?.

*Did* (Apakah) Mr. President/Miranda/Dr.Rizal/He/She/It work hard?

#### THE RULES FOR MAKING THE SIMPLE PAST TENSE OF REGULAR VERBS ARE:

- add **-ed** to the most of the verbs, for example: *ask-asked, stay-stayed, answer-answered*, etc.
- add **-ed** if the verbs end in **-e**, for example: *arrive-arrived, change-changed, waste-wasted*, etc.
- add **-ed** if the verbs end in **a consonant + y**, then change the **y** to **-i**, and then add **-ed**, for example: *study-studied, cry-cried, try-tried*, etc.
- for some verbs, add **-ed** if the verbs end in **one vowel + one consonant**, then *repeat* (ulangi) the consonant, then add **-ed**, for example: *stop-stopped, prefer-preferred*, etc.

**BUT (Tetapi) The Irregular Verbs**, for example: buy-bought, come-came, drink-drank, etc. For a complete list of irregular verbs, open your dictionary.

**Time Markers** such as: *yesterday (kemarin), yesterday morning, yesterday afternoon, yesterday evening, last week (minggu lalu), last month, last years, ago (yang lalu), three days ago, two weeks ago, five months ago* are often used.

For stories, the time markers of chronological sequence tell the order of actions like: *first, second, third, before, after, then, next, and finally*.

**Example 1:**

Mr. Jono was still a colonel at that time. I was born in 1975. That was the end of the film. *There was* (ada) a fire yesterday. Last night a lot of people were here. They were on duty.

I was 17 then. You were 18 and she was 16. We were at the same class. We were very happy and very close.

I am in class today, but I was in class yesterday too.

We are happy now, but we were not happy yesterday.

Mr. Ali was in the office today, but he was not in the office last week. I am present now, but I was absent yesterday.

**Look and Say the sentences in the table below!**

Subject	Verb Phrase (Kelompok Kata Kerja)
I	<u>gave</u> you a chance.
We	<u>helped</u> the poor.
You	<u>told</u> me that <u>was</u> not true.
They	<u>came</u> to the meeting last week.
Mr. President	<u>arrived</u> in the USA on Sunday.
He	<u>was born</u> in 1985.
Miranda	<u>graduated</u> from Harvard University in 1997.
She	<u>did</u> not go to school yesterday.
It	<u>rained</u> heavily last night.

The Simple Past Tense of The Verb " Give" has one form, that is GAVE and The Simple Past Tense of The Verb HELP is HELPED.

Read more examples below. The *underlined verbs* (kata kerja yang digarisbawahi) are called The Simple Past Tense.

---

**Example:**

I woke up early this morning. I got up and took a bath right away. After taking a bath, I dressed and combed my hair. Then I had breakfast. I had fried rice, milk and eggs for my breakfast. I brushed my teeth after breakfast. Then I went to school. I left for school at six thirty.

At two o'clock in the afternoon, I got home. Then I went up to my room. I changed my school uniforms. Then I had lunch. After that I took a nap. After taking a nap, I went out to play basketball with my friends. I came home at six o'clock. Then I washed my hands and had dinner with my mother, father, and my sister.



**ENRICH YOUR VOCABULARY**  
**Perkaya Kosakata Anda**

Read and Translate this text into Indonesian. Use a dictionary if (it is) necessary.

*Baca dan Terjemahkan bacaan ini ke dalam bahasa Indonesia. Gunakanlah kamus bila diperlukan.*

**Jimmy Star**

**Jimmy Star** left home when he was fifteen and when to London. His name then was Johny Smith. He worked in several factories in the east end of London. He did lots of different jobs and always got up very early, at about 6.30. He went to work on a bicycle and always crossed a very busy main road carelessly and a car skidded and hit him. He fell off his bike and hit his head on the pavement. He went to hospital in an ambulance. When he was in

---

hospital he did a lot of thinking about this life and his career. When he left hospital, he went straight to a second-hand shop and got an old electric guitar for £ 25.00. He forgot about his job in the factory and never went back to it again. He lost his job but he found a career and a better way of life. He often thinks "I'm glad I had that accident".

\*Taken from *English Alive* by Sandra Nicholls, Patrick O'Shea and Tony Yeadon, Edward Arnold, London, 1978

 **WRITING PRACTICE**  
**Praktek Menulis**

Write a short paragraph about an educational background.  
*Tulislah paragraph pendek tentang latar belakang pendidikan.*

**Follow the example:**

*This is about an educational background of my friend, Renny. She completed her Elementary School in Wonosari State Elementary School 6. Then in 1984 she finished her Junior High School in Wonosari State Junior High School 1. In 1987 she passed her Senior High School in Wonosari State Senior High School 2 in Gunungkidul Regency Yogyakarta Special Territory. Then she was admitted to Gadjahmada University of Yogyakarta in the Faculty of Social and Politics. Now she is working at the Embassy of Indonesia in Australia.*



---

## Lesson - Eight

### How To Talk About Time, Days, and Months

Bagaimana menanyakan Tentang: Waktu, Hari dan Bulan

*What time is it? It's 7:30 (seven thirty) Time, please?*



#### **CONVERSATION Percakapan**

Read and Practice these conversations with your friend(s)  
*Bacalah dan Praktekkan percakapan ini dengan temanmu.*

- Carlos : *What time is it? (Jam berapa ini?)*
- Dewi : *It's 7 (baca: seven) o'clock.*
- Carlos : *Thank you.*
- Victor : *What is the time?(Jam berapa ini?)*
- Dewi : *It's 7.15 (baca: seven fifteen atau a quarter past seven)*
- Victor : *Thank you.*
- Siska : *Can you tell me the time? (Dapatkah Anda beritahu saya jam berapa ini?)*



- Tono : It's 7.30. (*baca: seven thirty atau a half past seven*)
- Siska : Thank you.
- Sunarto : *Time, please?* (Jam berapa?)
- You : It's 7.45 (*baca: seven forty five atau a quarter to eight*).
- Sunarto : Thank you.
- Tourist : *Excuse me (Permisi) Could you tell me the time, please?* (Permisi, dapatkah anda beritahu saya jam berapa ini?)
- You : *Sorry, Sir (Maaf Pak/tuan). I can't. I don't have* (tidak punya) *any watch* (arloji).
- Bambang : What time is it?
- You-1 : *Sorry (Maaf). I don't know exactly* (saya tak tahu dengan tepat) *what time it is. My watch is too slow* (Arlojiku terlalu lambat).
- You-2 : *Sorry (Maaf). My watch is too fast* (Arlojiku terlalu cepat).
- Bambang : *That's all right* (Baiklah).
- Farida : *How many days are there in a week?* (Ada berapa hari dalam seminggu?)
- Sarah : *There are* (Ada) *seven days* (tujuh hari) *in a week* (dalam seminggu). They are *Monday* (Senin) *Tuesday* (Selasa),



- 
- ~~6~~
- Wednesday (Rabu), Thursday (Kamis), Friday (Jum'at), Saturday (Sabtu) and Sunday (Minggu)*
- Farida : *What day is it today?* (Hari apa hari ini?)
- Sarah : *It's Thursday.* (Hari Kamis).
- Farida : *What day is it tomorrow?* (Besuk hari apa?)
- Sarah : *Tomorrow is Friday* (Hari Jum'at).
- Farida : *What day was it yesterday?* (Hari apa kemarin?)
- Sarah : *Yesterday was Wednesday* (Hari Rabu).
- Farida : *What day was it before yesterday?* (Hari apa sebelum kemarin?)
- Sarah : *The day before yesterday was Tuesday* (Hari sebelum kemarin adalah Selasa).
- Farida : *Thank you* (Terima kasih).
- Sarah : *You're welcome* (Sama-sama)..
- Renny : *How many months are there in a year?* (Ada berapa hari dalam setahun?)
- Diana : *There are (ada) twelve months (duabelas bulan) in a year (dalam setahun). They are January, February, March, April, May, June, July, August, September, October, November, and December.*

- 
- Renny : *What month is it? (Bulan apa ini?)*
- Diana : *It's June. (Bulan Juni).*
- Renny : *What month is it tomorrow? (Besuk bulan apa?)*
- Diana : *Tomorrow is July (Besuk bulan Juli).*
- Renny : *What month was it yesterday? (Kemarin bulan apa?)*
- Diana : *Yesterday was May (Bulan Mei).*
- Renny : *What month was it before yesterday? (Bulan apa sebelum kemarin?)*
- Diana : *The month before yesterday was April (Bulan sebelum kemarin adalah April).*
- Renny : *And what year is it? (Tahun berapa ini?)*
- Diana : *It's 2003 (baca: two thousand three)*
- Renny : *What year were you born? (Tahun berapa Anda lahir?)*
- Diana : *In 1985 (baca: nineteen eighty five).*
- Renny : *Thank you (Terima kasih).*
- Diana : *You're welcome (Sama-sama).*



## **LISTENING PRACTICE**

### **Praktek Mendengarkan**

Listen to your teacher or your friend reading the conversations above and complete the conversations below.

---

Dengarkanlah guru anda atau teman anda membacakan percakapan di atas dan lengkapilah percakapan di bawah ini

1. Carlos : *What time .... it? (Jam berapa ini?)*  
Dewi : *It's 7 (baca: seven) o'clock.*  
Carlos : *Thank you.*
2. Victor : *What is the time? (Jam berapa ini?)*  
Dewi : *It's 7.15 (baca: seven fifteen atau a quarter ..... seven)*  
Victor : *Thank you.*
3. Siska : *Can you ..... me the time? (Dapatkah Anda beritahu saya jam berapa ini?)*  
Tono : *It's 7.30. (baca: seven thirty atau a half past seven)*  
Siska : *Thank you.*
4. Sunarto : *Time,.....? (Jam berapa?)*  
You : *It's 7.45 (baca: seven forty five atau a quarter to eight).*  
Sunarto : *Thank you.*
5. Tourist : *Excuse me (Permisi) Could you tell me the time, please? (Permisi, dapatkah anda beritahu saya jam berapa ini?)*  
You : *Sorry, Sir (Maaf Pak/tuan). I can't. I don't ..... (tidak punya) any watch (arloji).*
6. Bambang : *What time is it?*

- 
- ✂
- You-1 : *Sorry (Maaf). I don't ..... exactly (saya tak tahu dengan tepat) what time it is. My watch is too slow (Arlojiku terlalu lambat).*
- You-2 : *Sorry (Maaf). My ..... is too fast (Arlojiku terlalu cepat).*
- Bambang : *That's all right (Baiklah).*
7. Farida : *How many ..... are there in a week? (Ada berapa hari dalam seminggu?)*
- Sarah : *There are (Ada) ..... days (tujuh hari) in a week (dalam seminggu). They are Monday (Senin) Tuesday (Selasa), Wednesday (Rabu), Thursday (Kamis), Friday (Jum'at), Saturday (Sabtu) and Sunday (Minggu)*
8. Farida : *What day is it .....? (Hari apa hari ini?)*
- Sarah : *It's Thursday. (Hari Kamis).*
9. Farida : *..... day is it tomorrow? (Besuk hari apa?)*
- Sarah : *Tomorrow is Friday (Hari Jum'at).*
10. Farida : *What day was it .....? (Hari apa kemarin?)*
- Sarah : *Yesterday was Wednesday (Hari Rabu).*
11. Farida : *What ... was it before yesterday?*



- You : (Hari apa sebelum kemarin?)  
: *The day before yesterday was Tuesday* (Hari sebelum kemarin adalah Selasa).
- Farida : *Thank you* (Terima kasih).  
You : *You're welcome* (Sama-sama).
12. You : *How many months are there in a .....?* (Ada berapa hari dalam setahun?)  
Diana : *There are (ada) twelve months (duabelas bulan) in a year (dalam setahun). They are January, February, March, April, May, June, July, August, September, October, November, and December.*
13. Renny : *What month is it?* (Bulan apa ini?)  
Diana : *It's June.* (Bulan Juni).  
Renny : *What month is it tomorrow?* (Besuk bulan apa?)  
Diana : *..... is July* (Besuk bulan Juli).  
Renny : *What month was it yesterday?* (Kemarin bulan apa?)  
Diana : *Yesterday was May* (Bulan Mei).
14. Renny : *What month was it before yesterday?* (Bulan apa sebelum kemarin?)  
Diana : *The ..... before yesterday was April* (Bulan sebelum kemarin

- adalah April).
- Renny : *And what year is it? (Tahun berapa ini?)*
- Diana : *It's 2003 (baca: two thousand three)*
15. Renny : *What ..... were you born? (Tahun berapa Anda lahir?)*
- Diana : *In 1985 (baca: nineteen eighty five).*
- Renny : *Thank you (Terima kasih).*
- Diana : *You're ..... (Sama-sama).*



### **PAIR PRACTICE** **Praktek Berpasangan**

In pairs, ask your friend(s) about the time.

*Secara berpasangan, tanyailah teman anda mengenai waktu.*

**Follow the example:**

- Renny : *What month is it? (Bulan apa ini?)*
- Diana : *It's June. (Bulan Juni).*
- Renny : *And what year is it? (Tahun berapa ini?)*
- Diana : *It's 2003 (baca: two thousand three)*
- Renny : *What year were you born? (Tahun berapa Anda lahir?)*
- Diana : *In 1985 (baca: nineteen eighty five).*



## GRAMMAR UNDERSTANDING

### Pemahaman Tata Bahasa

Look and Say (*Lihat dan Katakan*) the sentences below (*kalimat-kalimat di bawah ini*)!

#### QUESTIONS WITH BE USING WHAT TIME/DAY/MONTH/YEAR: Jam/Har/Bulan/Tahun Berapa...?

WHAT TIME/DAY/MONTH/YEAR asks about the time, day, month, and year.

WHAT	BE	SUBJECT?
What time	is	it? It's 7 o'clock.
What day	was	it yesterday? It was Monday.
What month	is	it today? It's September 11, 2002.
What year	is	it? It's 1997.



## ENRICH YOUR VOCABULARY

### Perkaya Kosa Kata Anda

Read and Translate this text into Indonesian. Use a dictionary if (it is) necessary.

*Baca dan Terjemahkan bacaan ini ke dalam bahasa Indonesia. Gunakanlah kamus bila diperlukan.*

#### **TITANIC SUNK: APPALLING LOSS OF LIFE**

The Titanic, with 2,300 passengers aboard, was on its voyage from Southampton to New York. It was 11.40 pm on 14<sup>th</sup> April 1912 and the sea was calm. Suddenly the

---

look-out man saw the enormous iceberg. 'Iceberg ahead!' he shouted.

Immediately the ship turned, but not soon enough. The iceberg tore a 300-foot hole in the hull and water began to lean. At 12.05 the captain gave the order 'Uncover the lifeboats!'

The wireless operator sent out an SOS signal. Six ships began to race towards the Titanic. But the two ships who were closest did not hear the desperate calls for help.

At 2 am the captain gave the order 'Abandon ship!'. In one of the lifeboats was a young woman, Emily Richards, and her baby. She said later: 'It was the most frightening sight I have ever seen. The sea was full of bodies. The water was so icy that nobody could survive for more than a few minutes.'

A few minutes later the Titanic began to slip beneath the surface. One by one the last passengers jumped into the sea. Then the stern rose up in the air and the Titanic sank quickly out of sight.

At dawn the next morning a rescue boat picked up 750 survivors from the lifeboats. Most of them were first and second class passengers. All their children survived. Of the children who traveled third class, only a third survived.

\*Taken from DISCOVERIES Book 2 by Brian Abbs and Ingrid Freebairn, Longman, Essex, England, 1986



## **WRITING PRACTICE**

### **Praktek Menulis**

Write opening and closing times of the places/offices.

*Tulislah waktu buka dan tutup suatu tempat/kantor.*





**Follow the example:**

**City Bank**

Open 7:30 AM to 3:00PM

**GALERIA department store**

9:00 AM to 9:00PM

**CERIA Café**

**HOURS**

Monday-Saturday

10 a.m.-11 p.m.

**The Seminar**

starts at 9:00 a.m and ends at 3:00 p.m

**Music Concert**

will be held at Jakarta Convention Center on Saturday  
night at 9:00 p.m.

Contact: Indah Ph. (021) 574-674



---

Lesson - Nine

---

## How To Say Thanks

---

Bagaimana Menyatakan Terima Kasih

*Thank you. Thank for....Thank a lot.*



### **CONVERSATION Percakapan**

Read and Practice these conversations with your friend(s)

*Bacalah dan Praktekkan percakapan ini dengan temanmu.*

- |         |   |
|---------|---|
| Jane    | : <i>Thank you</i> (Terima kasih).                      |
| You     | : <i>You're welcome</i> (Sama-sama).                    |
| Charlie | : <i>Thank you very much</i> (Terima kasih banyak).     |
| You     | : <i>Don't mention it</i> (Jangan sebut itu/sama-sama). |
| Mr.John | : <i>Thanks a lot</i> (Terima kasih banyak).            |
| Mr.Ali  | : <i>You're welcome.</i>                                |
| Thomas  | : <i>Thank a million</i> (Beribu-ribu terima kasih).    |
| You     | : <i>Not at all</i> (Sama-sama/kembali).                |

---

Kris	: <i>Many thanks</i> (Banyak terima kasih)
You	: <i>Forget it!</i> (Lupakanlah!)
You	: <i>I'm very grateful</i> (sangat berterima kasih) <i>for your help</i> (atas bantuan Bapak).
Dr. Hassan	: You're welcome.
Capt. Jono	: <i>I owe you</i> (saya berhutang kepada Anda).
Srg. Budi	: <i>Forget it! It's my duty</i> (tugasku).
Mrs. Lenny	: <i>Thanks for your kindness</i> (Terima kasih atas kebaikan Anda).
You	: Don't mention it.
Anita	: <i>Thank for your ride</i> (Terima kasih atas tumpangannya).
Jimmy	: <i>That's all right</i> (Sama-sama).

 **LISTENING PRACTICE**  
**Praktek Mendengarkan**

Listen to your teacher or your friend reading the conversations above and complete the conversations below.  
*Dengarkanlah guru anda atau teman anda membacakan percakapan di atas dan lengkapilah percakapan di bawah ini*

- Jane : *Thank .....* (Terima kasih).  
You : *You're welcome* (Sama-sama).
- Charlie : *Thank you very much* (Terima kasih banyak).

- 
- ❧
- You : *Don't ..... it* (Jangan sebut itu/sama-sama).
3. Mr. John : *Thank ..... (Terima kasih banyak).*  
 Mr. Ali : *You're welcome.*
4. Thomas : *Thank a million* (Beribu-ribu terima kasih).  
 You : *Not ..... all* (Sama-sama/kembali).
5. Kris : *..... thanks* (Banyak terima kasih)  
 \* You : *Forget it!*(Lupakanlah!)
6. You : *I'm very \*..... (sangat berterima kasih) for your help* (atas bantuan Bapak).  
 Dr. Hassan : *You're welcome.*
7. Capt. Jono : *I ..... you* (saya berhutang kepada Anda).  
 Srg. Budi : *Forget it! It's my duty* (tugasku).
8. Mrs. Lenny : *Thanks for ..... kindness* (Terima kasih atas kebaikan Anda).  
 You : *Don't mention it.*
9. Anita : *Thank for your .....(Terima kasih atas tumpangannya).*  
 Jimmy : *That's all right* (Sama-sama).<sup>a</sup>
10. Anita : *Thank a lot for your ..... (Terima kasih atas kebaikan anda).*

---

Jimmy : *That's all right (Sama-sama).*

 **PAIR PRACTICE**  
**Praktek Berpasangan**

In pairs, say thanks to someone who has done a favor you.

*Secara berpasangan, katakan terima kasih kepada seseorang yang telah berbuat baik kepada anda.*

**Follow the example:**

Hetty : Ro, thank for your help.  
You : You're welcome.  
Wulan : I am sure (yakin) that (bahwa) without (tanpa) your help I can't finish my duty.  
You : Don't mention it.  
Mr.Bean : I must (harus) say thank to you for your coming to my wedding party (pesta perkawinanku)  
You : That's all right.

Look and Say (*Lihat dan Katakan*) the sentences below (*kalimat-kalimat di bawah ini*)!

PRONOUN/NOUN (Kata ganti/Kata benda)	BE + VERB - ing (is, am, are)
I	<u>am speaking</u> English.
You and I	<u>are working</u> now.
We	<u>are discussing</u> a problem.
You	<u>are standing</u> by the door.
They	<u>are playing</u> football.

Mr. Simon	<b>is addressing</b> his remarks.
He	<b>is reading</b> a book.
Susanna	<b>is watching</b> TV.
She	<b>is wearing</b> a blue jean.
Jakarta	<b>is waiting</b> for you.
It	<b>is raining.</b>

We call sentences in the table above **The Present Continuous Tense**. The bold typed words (**is reading, am speaking, are working**) are called The Present Continuous Tense.

The **Present Continuous Tense** is used to *express actions (menyatakan kegiatan) that are happening (yang sedang terjadi) right now or at the moment of speaking, for example:*

I **am learning** (sedang belajar) English now

We **are practicing** (sedang praktek) English.

You **are writing** (sedang menulis) a letter.

Gunawan **is reading** (sedang membaca) a newspaper.

Shanti **is cooking** (sedang memasak) in the kitchen.

Now they **are demonstrating** (sedang berdemonstrasi) in front of the House of Representative.

At present Indonesia **is facing** (sedang menghadapi) a *general election* (pemilihan umum).

*Time Markers* (tanda waktu) that are usually used such as: *now* (sekarang), *right now* (sekarang juga), *at the moment* (saat ini), *at present* (saat ini).



---

## **ENRICH YOUR VOCABULARY**

### **Perkaya Kosa Kata Anda**

Read and Translate this text into Indonesian. Use a dictionary if (it is) necessary.

*Baca dan Terjemahkan bacaan ini ke dalam bahasa Indonesia. Gunakanlah kamus bila diperlukan.*

### **HOW DO I CHOOSE?**

*Dear Joyce,*

*I have been going out with Tom for two years now, and we are planning to get married. We share a lot of interests, and have enormous fun together. I know that we would have a good and stable marriage.*

*Last autumn, however, we had a few problems. I was working abroad for a month, and shortly after I left Tom wrote to me saying that he had been out with his ex-girlfriend a few times. He said they were just friends, but I was quite upset. About this time I met Alan, who was working on the same project as me. I was very, very attracted to him, and we began going out together. He is obviously very much in love with me, and I am in love with him too, in a way. I have never been so physically attracted to a man as I am to him- the memory of certain moments with him still makes me go weak with pleasure. But it is not only physical: we have all sorts of things in common. He wants me to marry him. We have continued to write, and have seen each other once since then, when he came to England. If I did marry him, I would have to give up my job and go abroad, which bothers me- my career is important to me. And I am worried that our relationship might not last.*

---

Tom knows that I went out with Alan, but he does not know how powerfully I am attracted to him. Tom and I have talked over the problem of his ex-girlfriend, and I was very impressed with the way that we were able to discuss things. I am still very, very fond of Tom, and I am sure that we would have a good life together. In every way but one, we are probably much better suited to one another than Alan and I are.

What should I do? I feel so mixed up. Should I marry Alan and give up my job? Should I stay with Tom? If I do, I couldn't tell him the whole truth about Alan; but I hate the idea of keeping a secret from my husband.

*Please help me,*

Linda

(\*) Taken from *The New CAMBRIDGE English Course*  
by Michael Swan, Cambridge

## **WRITING PRACTICE** **Praktek Menulis**

In pairs, write thanks to someone who has done a favor you.

*Secara berpasangan, katakan terima kasih kepada seseorang yang telah berbuat baik kepada anda.*

**Follow the example:**

*Thanks, guys. Thank you, friends. Thanks friends for your coming You are all very kind, thank you. I will always remember you, thanks.*





---



## Lesson - Ten

---

### How To Say Goodbye

---

Bagaimana Menyatakan Selamat Tinggal

*Good bye. See you later. Bye*



#### **CONVERSATION Percakapan**

Read and Practice these conversations with your friend(s)

*Bacalah dan Praktekkan percakapan ini dengan temanmu.*

- Retno : *Good bye, friend.* (Selamat tinggal, teman)
- Dorce : *Good bye.*
- Alexander : *Bye, Ida* (Sampai jumpa, Ida)
- Ida : *Bye, Alex.*
- Hanifah : *Bye bye* (Sampai jumpa)
- Berty : *Bye.*
- Amanda : *See you later* (Sampai jumpa nanti).
- Lusi : *See you.*
- Ahmad : *So long* (sampai jumpa)
- Nanda : *See you.*

---

Debby	: See you next week (Sampai jumpa minggu (depan)
Karol	: See you.
Oppi	: See you next time(Sampai jumpa wakyu depan).
Harun	: Good bye.
Mr. Alex	: Well. I'm afraid (maaf). I have to go now (harus pergi sekarang).
You	: That's all right.
Rosalina	: I'm afraid I must be off (harus pergi/berangkat)now.
Panngabeau	: O.K.
Grace	: Nice to see you again (Senang bertemu Anda lagi).
You	: Nice to see you.




## LISTENING PRACTICE

### Praktek Mendengarkan

Listen to your teacher or your friend reading the conversations above and complete the conversations below. Dengarkanlah guru anda atau teman anda membacakan percakapan di atas dan lengkapilah percakapan di bawah ini

- Retno : Good bye, .....(Selamat tinggal, teman)  
Dorce : Good bye.
- Alexander : Bye, Ida (Sampai jumpa, Ida)  
Ida : ....., Alex.
- Hanifah : Bye bye (Sampai jumpa)  
Berty : .....

- 
- 
4. Amanda : ..... *you later* (Sampai jumpa nanti).  
Lusi : See you.
5. Ahmad : *So* ..... (sampai jumpa)  
Nanda : See you.
6. Debby : *See you* ..... *week* (Sampai jumpa minggu (depan))  
Karol : See you.
7. Oppi : See ..... next time (Sampai jumpa wakyu depan).  
Harun : Good bye.
8. Mr. Alex : ..... *I'm afraid* (maaf). *I have to go now* (harus pergi sekarang).  
You : That's all right.
9. Rosalina : I'm ..... *I must be off* (harus pergi/berangkat) now.  
Pangabea : O.K.
10. Grace : *Nice to see you* ..... (Senang bertemu Anda lagi).  
You : Nice to see you.



### **PAIR PRACTICE** **Praktek Berpasangan**

In pairs, say goodbye to your friend or your guest.  
*Secara berpasangan, katakan selamat jalan/berpisah pada teman/tamu anda.*

**Example:**

You : Good bye, Ida.  
Ida : Bye.

---

You : See you tomorrow.  
Sarah : See you.

 **GRAMMAR UNDERSTANDING**  
**Pemahaman Tata Bahasa**

Look and Say (*Lihat dan Katakan*) the sentences below  
(*kalimat-kalimat di bawah ini*)!

**THE USE OF “MUST” and “HAVE TO”**

I/We/You/They/He/She/It + MUST (harus) + STEM /  
INFINITIVE

**For examples:**

*I must work hard.*  
*We must do it now.*  
*You must obey the rules.*  
*They must go.*  
*He must study hard.*  
*She must pretend to know.*  
*It must be him.*

I/We/You/They + HAVE TO (harus) + STEM/INFINI-  
TIVE

**For examples:**

*I have to eat now.*  
*We have to try.*  
*You have to say No.*  
*We have to behave well.*

---

He/She/It + HAS TO (harus) + STEM/INFINITIVE

**For examples:**

*He has to start now.*

*She has to decide.*

*It has to stop.*



### **ENRICH YOUR VOCABULARY**

#### **Perkaya Kosa Kata Anda**

Read and Translate this text into Indonesian. Use a dictionary if (it is) necessary.

*Baca dan Terjemahkan bacaan ini ke dalam bahasa Indonesia. Gunakanlah kamus bila diperlukan.*

### **MISSION ANACONDA**

The British agent Paul McCann came back from his last mission in Tibet and met his boss Q in her office. She gave him his next mission: to find some secret plans for a military base on the moon before the Anacondan government got them!

Q told McCann about the mission. Dr. Angela Unwin, a scientist from the island of Garuda, made the plans for a base on the moon. Then she talked to a British friend, Dr. Bill Fell, about the plans. He was in contact with the top Anacondan agent in London, Samantha Kruger.

Q had a special briefcase. She gave it to McCann and put special gadgets in it: a gun like a pen, a laser ring and a watch that was really a radio and computer. McCann's first job was to go the Anacondan Embassy to spy on meeting between Dr. Fell and Samantha Kruger.

---

McCann left the office and went to the embassy. He saw Kruger and Fell inside and listened to their meeting about the secret plans. After the meeting, Kruger sent a secret message to her government in Anaconda, but McCann interrupted it with his radio.

\*Taken from **WORLD CLUB Book 2** by Michael Harris and David Mower, Pearson Education Limited, Essex, England, 2000

 **WRITING PRACTICE**  
**Praktek Menulis**

Write a short conversation about how to say goodbye.  
*Tulislah percakapan pendek tentang selamat jalan/berpisah*

**Follow the example:**

*You : I'm afraid that I've to go now. Bye*  
*Miranda : That's OK, bye.*  
*You : I'm sorry I ust be off now.*  
*Indah : Never mind. Bye*





## Lesson - Eleven

# How To Say Sorry and Ask for Apology

Bagaimana Menyatakan Maaf dan Meminta Maaf

*I'm sorry. Sorry for.... Forgive me. I apologize for....*




### **CONVERSATION Percakapan**

Read and Practice these conversations with your friend(s)

*Bacalah dan Praktekkan percakapan ini dengan temanmu.*

- Susanti : *I'm sorry, Sir. (Maaf ,Pak)*  
Mr.Lukman : *Never mind (Tidak apa-apa).*  
Heru : *I'm sorry, Madam for my coming late (keterlambatan saya).*  
Mrs. Rina : *Oh, that's all right. (Oh, tidak apa-apa).*  
Irene : *Sorry about it (Maaf mengenai ini).*  
You : *No problem (Tak'apa-apa/beres).*  
Ferry : *Sorry for my mistake (Maaf atas kesalahan saya).*

- 
- 
- Silvia : Never mind (Tak apa- apa).
- Karlina : I'm sorry. I *didn't mean* (tak bermaksud) *to hurt* (menyakiti) you.
- You : *That's O.K* (Tak apa-apa).
- Jamalludin : I *apologize* (meminta maaf) *for my fault* (atas kesalahanku).
- You : Oh. That's all right.
- Asep : Please *accept* (terimalah) *my apology* (permintaan maafku).
- You : You *don't need* (tak perlu) to apologize.
- You : *I'm really sorry, Sir, for my coming late.* (Maaf, Pak atas keterlambatan saya).
- Mr. Lukman : *Never mind* (Tidak apa-apa).
- You : *I'm afraid* I can't attend the meeting.
- Budi : That's all right.
- You : Don't be upset, friend. Anyway, *I'm so sorry.* You know my father has just arrived from Jakarta.
- Lucia : *Never mind* (Tidak apa-apa).



### **LISTENING PRACTICE** **Praktek Mendengarkan**

Listen to your teacher or your friend reading the conversations above and complete the conversations below.



---

Dengarkanlah guru anda atau teman anda membacakan percakapan di atas dan lengkapilah percakapan di bawah ini

1. Susanti : *I'm ....., Sir.* (Maaf ,Pak)  
Mr. Lukman : *Never mind* (Tidak apa-apa).
2. Heru : *I'm sorry, Madam for my .....*late (keterlambatan saya).  
Mrs. Rina : *Oh, that's all right.* (Oh, tidak apa -apa).
3. Irene : *Sorry about it* (Maaf mengenai ini).  
You : *No .....*! (Tak apa-apa/beres).
4. Ferry : *Sorry for .....* mistake (Maaf atas kesalahan saya).  
Silvia : *Never mind* (Tak apa- apa).
5. Karlina : *I'm sorry. I didn't mean* (tak bermaksud) *to hurt* (menyakiti) *you.*  
You : *..... O.K* (Tak apa-apa).
6. Jamalludin : *I apologize* (meminta maaf) *for my fault* (atas kesalahanku).  
You : *Oh. That's ..... right.*
7. Asep : *Please .....*(terimalah) *my apology* (permintaan maafku).  
You : *You don't need* (tak perlu) *to apologize.*
8. You : *I'm ..... sorry, Sir, for my*



- coming late. (Maaf, Pak atas keterlambatan saya).
- Mr.Lukman : *Never mind* (Tidak apa-apa).
9. You : *I'm* ..... attend the meeting.
- Budi : That's all right.
10. You : Don't be....., friend. Anyway, *I'm so sorry*. You know my father has just arrived from Jakarta.
- Lucia : *Never mind* (Tidak apa-apa).



### **PAIR PRACTICE** **Praktek Berpasangan**

Say sorry or Ask an apologize to someone.

*Katakan maaf atau Meminta maaf pada seseorang*

**Follow the example:**

- Karlina : I'm sorry. I *didn't mean* (tak bermaksud) *to hurt* (menyakiti) you.
- You : *That's O.K* (Tak apa-apa).
- Jamalludin : I *apologize* (meminta maaf) *for my fault* (atas kesalahanku).
- You : Oh. That's all right.



## GRAMMAR UNDERSTANDING

### Pemahaman Tata Bahasa

Look and Say (Lihat dan Katakan) the sentences below (kalimat-kalimat di bawah ini)!

PRONOUN /NOUN (Kata ganti/Kata benda)	HAVE / HAS +BEEN+VERB-ing
I	<b>have been learning</b> English for 10 years.
You and I	<b>have been waiting</b> for the bus for one and half hours.
We	<b>have been talking</b> about the case since this morning.
You	<b>have been watching</b> TV for 3 hours.
They	<b>have been working</b> here since 1999.
Mr. Armando	<b>has been running</b> a business since his father died.
He	<b>has been living</b> in Solo for 20 years.
Mellanie	<b>has been working</b> for ASTRA International since 2001.
She	<b>has been playing</b> tennis since 3:00 p.m.
This country	<b>has been developing</b> a nuclear technology.
It	<b>has been increasing</b> so far.

We call sentences in the table above **The Present Perfect Continuous Tense**. The bold typed words (**have been learning, have been waiting, has been living, etc**) are called **The Present Perfect Continuous Tense**.

The **Present Perfect Continuous Tense** is used to *express that an action (quite a long action) which began in the past and has continued to the present. The action is still happening, for example:*

*I have been learning* (telah dan masih belajar) English for 10 years.

You and I *have been waiting* for (telah dan masih menunggu) the bus for one and half hours.



We *have been talking about* (telah dan masih mem-bicarakan) a case since this morning.

You *have been watching* (telah dan masih menonton) TV for 3 hours.

They *have been working* (telah dan masih bekerja) here since 1999.

Mr. Armando *has been running* (telah dan masih men-jalankan) a business since his father died.

He *has been living* (telah dan masih tinggal) in Solo for 20 years.

Mellanie *has been working* (telah dan masih bekerja) for ASTRA International since 2001.

She *has been playing* (telah dan masih bermain) tennis since 3:00 p.m.

This country *has been developing* (telah dan masih mengembangkan) a nuclear technology.

It *has been increasing* (telah dan masih meningkat) so far.

*Time Markers* (tanda waktu) that are usually used such as: *for* (selama), and *since* (sejak).



## **ENRICH YOUR VOCABULARY**

### **Perkaya Kosa Kata Anda**

Read and Translate this text into Indonesian. Use a dictionary if (it is) necessary.

*Baca dan Terjemahkan bacaan ini ke dalam bahasa Indonesia. Gunakanlah kamus bila diperlukan.*

---

*et*

---

## **UN members urge U.S. to let them disarm Iraq**

Agencies

United Nations/Moscow

Nation after nation from all part of the globe demanded weapons inspectors have a chance to disarm Iraq peacefully, defying intentions by the United States and Britain to seek a resolution authorizing war.

Only Australia, Japan, Argentina, and Peru in varying degrees, supported the tough U.S.-British position during 27 presentations on Tuesday by UN members who do not have seats on the 15-nation Security Council. Another 29 ambassadors address the council on Wednesday.

But most speakers, many from developing nations in Asia, Africa and Latin America as well as Iraq's neighbors in the Middle East, spoke out against war and backed France's position to let arms inspectors have more time to account for Baghdad's weapons of mass destruction programs.

South Africa's UN ambassador, Dumisani Kumalo, head of the 115-member Non-Aligned Movement, which called for the meeting, said that "Resorting to war without fully exhausting all other options represents an admission of failure by Security Council in carrying out its mandate.

Separately, Russian President Vladimir Putin and Chinese President Jiang Zemin agreed on Wednesday that UN weapons inspections must continue in Iraq and the crisis should be resolved through diplomacy.

---

The Kremlin said in a statement in Moscow the two leaders promised during a telephone conversation to work together finding a political solution to the crisis through the United Nations.

\*Taken from The Jakarta Post, February 20, 2003



## **WRITING PRACTICE**

### **Praktek Menulis**

Write a short conversation about how to say sorry.

Follow the example:

- Ferry* : *Sorry for my mistake (Maaf atas kesalahan saya).*
- Silvia* : *Never mind (Tak apa-apa).*
- Karlina* : *I'm sorry. I didn't mean (tak bermaksud) to hurt (menyakiti) you.*
- You* : *That's O.K (Tak apa-apa).*



---

## Lesson - Twelve

---

### How To Ask About Prices

---

Bagaimana Menanyakan Tentang Harga

*How much is this shirt? It's Rp 25,000. It's cheap/expensive. Fixed price I take it.*



#### **CONVERSATION Percakapan**

Read and Practice these conversations with your friend(s)  
*Bacalah dan Praktekkan percakapan ini dengan temanmu.*

- Ms. Gilbert : Excuse me, *How much* (Berapa harga) is *this shirt* (baju ini)?
- Yellianti : It's Rp. 25.000,00 (*twenty five thousand rupiahs*).
- Ms. Gilbert : Great. *I take it* (aku beli).
- Yenny : *What's the price* (Berapa harga) of this TV?
- You : It's only Rp.2.650.000,00 (*baca: two million six hundred and fifty thousand rupiahs*). It's *on sale* (dijual).
- Yenny : *That's a lot* (mahal sekali). *I will think about it* (saya pikir-pikir



- dulu). Will that be *cash (kontan)* or *charge (dihutang)*?
- You : Cash.
- Mrs. Septi : *What does this microwave (kompor gas) cost?* (Berapa harga kompor gas ini ?)
- Shopkeeper : It *costs* (harganya) Rp.99.000,00 (*baca: ninety nine thousand rupiahs*).
- Mr. William : *How much* (Berapa harga) is that *altogether* (semuanya)?
- You : That's Rp. 57.000,00
- Monica : How much *should* (seharusnya) I pay?
- Driver : Rp.155.000,00. It's *very cheap* (sangat murah).
- Monica : *Here you are* (Ini uangnya).
- Driver : Thank you. Here is *your change* (Ini kembaliannya)
- Mr. Reagen : I'm looking for (sedang mencari) a Balinese painting.
- Sapto : Which one?
- Mr. Reagen : The large one (yang besar). *How much* (Berapa harga) is that *painting* (lukisan)?
- Sapto : It's 3.000.000
- Mr. Reagen : It's *very expensive* (sangat mahal) *I think* (saya kira).
- Sapto : Yes, but *the quality* (mutunya) is *guaranteed* (digaransi).



- 
- Mr. Reagen : *What about* (bagaimana dengan) *this one* (yang ini)?
- Sapto : This one? It's *only* (hanya) Rp 2.000.000.
- Mr. Reagen : *Can I bargain* ?(Dapatkah saya menawar?)
- Sapto : Sorry, Sir. *The price* (Harganya) is *fixed* (pas).
- Mr. Reagen : Well I *take* (ambil) this one.
- Sapto : Thank you, Sir.
- Mr. Reagen : *Can I bargain* ?(Dapatkah saya menawar?)
- Sapto : Sorry, Sir. *The price* (Harganya) is *fixed* pas).



## LISTENING PRACTICE

### Praktek Mendengarkan

Listen to your teacher or your friend reading the conversations above and complete the conversations below. *Dengarkanlah guru anda atau teman anda membacakan percakapan di atas dan lengkapilah percakapan di bawah ini*

- Ms. Gilbert : ..... ,....., *How much* (Berapa harga) is *this shirt* (baju ini)?  
 Yellianti : It's Rp. 25.000,00 (*baca: twenty five thousand rupiahs*).
- Ms. Gilbert : Great. I ..... it (aku beli).
- Yenny : *What's the price* (Berapa harga) of this TV?  
 You : It's only Rp.2.650.000,00 (*baca : two million six hundred and fifty*



- thousand rupiahs*). It's ..... (di-  
jual).
- Yenny : *That's a lot* (mahal sekali). *I will think about it* (saya pikir-pikir dulu). Will that be *cash* (kontan) or *charge* (dihutang)?
- You : .....
3. Mrs. Septi : *What does this microwave* (kompor gas) .....? (Berapa harga kompor gas ini ?)
- Shopkeeper : It *costs* (harganya) Rp. 99.000,00 (*baca: ninety nine thousand rupiahs*).
4. Mr. William : *How much* (Berapa harga) is that ..... (semuanya)?
- You : That's Rp. 57.000,00, *including the tax* (termasuk pajak).
5. Monica : ..... *much should* (seharusnya) I pay?
- Driver : Rp.155.000,00. It's *very cheap* (sangat murah).
- Monica : .....*you are* (Ini uangnya).
- Driver : Thank you. Here is *your change* (kembaliannya)
6. Mr. Reagen : *How much* (Berapa harga) is ..... *painting* (lukisan) ?
- Mr. Reagen : I'm looking for (sedang mencari) a Balinese painting.
- Sapto : Which one?

- 
- Mr. Reagen : The large one (yang besar). *How* ..... (Berapa harga) is that *painting* (lukisan) ?
- Sapto : It's 3.000.000. It's *on sale* (di-jual).
7. Mr. Reagen : It's *very* ..... (sangat mahal) *I think* (saya kira).
- Sapto : Yes, but *the quality* (mutunya) is *guaranteed* (digaransi).
8. Mr. Reagen : *What* ..... (bagaimana dengan) *this one* (yang ini)?
- Sapto : This one? It's *only* (hanya) Rp 2.000.000.
9. Mr. Reagen : *Can I* ..... ?(Dapatkah saya menawar?)
- Sapto : Sorry, Sir. *The price* (harganya) is *fixed* (pas).
10. Mr. Reagen : Well I *take* (ambil) this one.
- Sapto : Thank you, .....



### **PAIR PRACTICE** **Praktek Berpasangan**

In pairs, ask your partner questions about the prices of something.

**Follow the example:**

- You : How much is this rice cooker?  
Shopkeeper : Rp 275,000,00

---

You : That's a lot. I'll think about it  
(akan memikirkannya).  
Shopkeeper : O.K.

 **GRAMMAR UNDERSTANDING**  
**Pemahaman Tata Bahasa**

Look and Say (*Lihat dan Katakan*) the sentences below  
(*kalimat-kalimat di bawah ini*)!

**NUMBERS**

In English Numbers (Angka) can be divided into two, that is , *Cardinal Number* (angka urut) and *Ordinal Number* (angka bertingkat).

- a). **Cardinal Numbers**, for example: 0 (zero), 1 (one), 2 (two), 3 (three), 4 (four), 5 (five), 6 (six), 7 (seven), 8 (eight), 9 (nine), 10 (ten), 11 (eleven), 12 (twelve), 13 (thirteen), 14 (fourteen), 15 (fifteen), 16 (sixteen), 17 (seventeen), 18 (eighteen), 19 (nineteen), 20 (twenty), 30 (thirty), 40 (forty), 50 (fifty), 60 (sixty), 70 (seventy), 80 (eighty), 90 (ninety), 100 (a hundred/one hundred), 1000 (a thousand/one thousand), 1,000,000 (a million/one million), 1,000,000,000 (a billion/one billion), 1,000,000,000 (a trillion/one trillion).

Look at the examples below:

- *Page five (5): Halaman lima.*
- *Room thirteen (13): Kamar tiga belas.*
- *Number one(1): Nomor satu*

- b). **Ordinal Numbers**, for example: ke-1/pertama (first), ke-2/kedua (second), ke-3/ketiga (third), ke-4/

---

keempat (fourth), ke-5/kelima (fifth), ke-6/keenam (sixth), ke-7/ketujuh (seventh), ke-8/kedelapan (eighth) ke-9/kesembilan 9 (ninth), ke-10/kesepuluh (tenth), ke-11/kesebelas-11 (eleventh), ke-12/keduabelas (twelfth), ke-13/ketiga belas (thirteenth), ke-14 /keempat belas (fourteenth), ke-15/kelima belas (fifteenth), ke-16/keenam belas (sixteenth), ke-17/ke-tujuh belas (seventeen), ke-18/kedelapan belas (eighteenth), ke-19/kesembilan belas (nineteenth), ke-20/kedua puluh (twentieth), ke-21/kedua puluh satu (twenty first), ke-22/ke dua puluh dua (twenty second), ke-23/kedua puluh tiga (twenty third), ke-24/ketiga puluh (thirtieth), ke-25/keempat puluh (fortieth), ke-26/kelima puluh-50 (fiftieth), ke-27/keenam puluh-60 (sixtieth), ke-28/ketujuh puluh (seventieth), ke-29/kedelapan puluh-80 (eightieth), ke-30/kesembilan puluh (ninetieth), ke-100/keseratus (a hundredth/one hundredth), ke-1000 (a thousandth/one thousandth), ke-1,000,000 (a millionth/one million th), ke-1,000,000,000 (a billionth/one billionth), ke-1,000,000,000 (a trillionth/one trillionth).

Look at the examples below:

- *Fifth page: Halaman kelima.*
- *Thirteenth room: Kamar ketiga belas.*
- *First / Second / Third Winner: Juara pertama/kedua/ketiga*
- *Sultan Hamengkubuwono X (baca: the tenth).*
- *September 11, 1998 (September the eleven, nineteen ninety eight).*
- *17 August 1945 (the seventeenth of August nineteen forty five).*



## **ENRICH YOUR VOCABULARY** ***Perkaya Kosakata Anda***

Read and Translate this text into Indonesian. Use a dictionary if (it is) necessary.

*Baca dan Terjemahkan bacaan ini ke dalam bahasa Indonesia.*

### **THE ROLE OF THE STATE OF KUWAIT IN INDONESIA**

The Kuwait Fund for Arab Economic development is a government funding institution established in December 1961, and its purpose is to assist Arab and other developing countries in developing their economies, particularly by providing them with loans required for the implementation of their development programs.

By the end of March 2002, the total number of loans extended by the Kuwait Fund since its establishment reached 621, with a total value of about KD 3,251 million (1 KD= US\$ 3,30). The total amount withdrawn in the form of loans for project implementation reached KD 2,425 million.

The total amount repaid from those loans reached KD 1,209 million. The number of countries benefiting from these loans totaled 98, comprising 16 Arab countries, with a share of 52,9 percent, 40 African countries (17,8 percent), 32 Asian countries including Indonesia, and European countries (26,9 percent), and 10 Latin American and Caribbean countries (2,4 percent).

In Indonesia, the Kuwait Fund has played a remarkable role in providing Indonesia with loans for its development programs since 1976, particularly in the transpor-

---

tation, communications and energy sectors, such as the construction of the Padalarang Cileneuy toll road, West Java, the Medan-Belawan toll road, North Sumatra, and electricity plants in Bandung. Recently the Kuwait Fund provided KD 10 million (approximately US\$ 33 million), for the Pasupati elevated road and bridge project in East Java, which has been under construction since the beginning of 2002.

The total value of loans extended by the Kuwait Fund reached about US\$ 280 million. The loans were used to finance nine projects (seven in the transport and communication sectors, and another two in the energy sector).

The Kuwait Fund is also still studying the feasibility of providing a loan for the construction of the SURAMADU bridge project, which will connect Java and Madura islands.

\*Taken from The Jakarta Post, February 25, 2003

## **WRITING PRACTICE** **Praktek Menulis**

Write a short conversation about the *prices of imported goods* (harga barang-barang impor).

**Follow the example:**

You : *How much is this Mercedes car?*  
Muller : *It's US\$ 1.357,000*

You : *What is the price of this LCD?*  
Pauline : *It's US\$ 2,900*

---

## Lesson ~ Thirteen

### How To Ask The Ways/ Directions

---

Bagaimana Menanyakan Jalan/Arah

*Excuse me. Could you tell me the way to the train station?  
Sure. Take this way.*



#### **CONVERSATION Percakapan**

Read and Practice these conversations with your friend(s)  
*Bacalah dan Praktekkan percakapan ini dengan temanmu.*

Tourist : *Excuse me (Permisi). Could you (dapatkah anda) tell me (memberitahu saya) the way to the train station (jalan menuju stasiun kereta api)?*

Suhadi : *Sure (Tentu). Please take this way (Ambil jalan ini). Then (kemudian) go straight (jalan lurus) until (hingga) you find a crossroad (menemukan perempatan). Then turn left (belok kiri). The train station is about (kira-kira) 100 meters to the right (ke kanan) from here.*



- 
- Miyako : Excuse me. *Where is the way to*  
(Di mana jalan ke) Galeria Mall?
- Farida : It's on Sudirman street. From  
here, take this street. Then *go*  
*ahead* (terus/lurus) and you will  
find Bethesda Hospital. Galleria  
Mall is *across* (di seberang) the  
street.
- Miyako : Thank you.
- Farida : You're welcome.
- Muller : I'm looking for KFC.
- You : KFC? Sorry, Sir. *I don't know*  
(saya tak tahu). I'm *a stranger*  
(orang asing) here.
- Mr. Smith : *Is it the way to* (Apakah ini me-  
nuju jalan ke) Prawirotaman?
- You : Yes, Sir. You are *on the right way*  
(di jalan yang benar).
- Tavarez : *How can I go to* (Naik apa saya  
ke) Borobudur temple (Candi  
Borobudur)?
- You : Well, you can go there *by bus*  
(naik bis), or by taxi. *It takes* (me-  
makan waktu) about 30 min-  
utes from Jogjakarta.
- Mr. Gary : Where is Prawirotaman?
- You : It's on Parangtritis Street. It's  
not quite far from here. Five  
hundred meters, I think from  
here. Take this way, and then

---

✂

take the third turn to the left.  
That's Prawirotaman.

Mr. Gary : Thank you.  
You : You are welcome.

Ms. Stephanie : I'm looking for Ibis Hotel?  
Could you tell me where?  
You : Sure. It's over there near the  
Malioboro Mall.

Ms. Stephanie : Thank you.  
You : That's OK.

Alexande : *Excuse me* (Permisi). Is this Tour-  
ist Information Center open to-  
day?  
You : Yes, Sir. It opens from 9:00 a.m.  
to 3:00 p.m.



## LISTENING PRACTICE

### Praktek Mendengarkan

Listen to your teacher or your friend reading the conversations above and complete the conversations below. *Dengarkanlah guru anda atau teman anda membacakan percakapan di atas dan lengkapilah percakapan di bawah ini*

1. Tourist : ..... *me* (Permisi). *Could you* (dapatkah anda) *tell me* (memberitahu saya) *the way to the train station* (jalan menuju stasiun kereta api)?  
Suhadi : *Sure* (Tentu). Please ..... *this way* (Ambil jalan ini). *Then*



- (kemudian) *go straight* (jalan lurus) until (hingga) you *find a crossroad* (menemukan perempatan). Then *turn left* (belok kiri). The train station is *about* (kira-kira) 100 meters *to* ..... (ke kanan) from here.
2. Miyako : Excuse me. *Where is the way to* (Dimana jalan ke) Galeria Mall?  
Farida : It's on Sudirman ..... From here, take this street. Then *go ahead* (terus/lurus) and you will find Bethesda Hospital. Galeria Mall is *across* (di seberang) the street.  
Miyako : Thank .....  
Farida : You're welcome.
3. Muller : I'm looking for KFC? ?  
You : KFC? .....,Sir. *I don't know* (saya tak tahu). I'm a *stranger* (orang asing) here.
4. Mr. Smith : *Is it the way to* (Apakah ini menuju jalan ke) Prawirotaman?  
You : Yes,..... You are *on the right way* (di jalan yang benar).
5. Tavarez : *How* ..... *I go to* (Naik apa saya ke) Borobudur temple?  
You : Well, you can go there *by bus* (naik bis), or by taxi. It *takes* (an waktu) about 30 minutes from

- 
- ✂
- Jogjakarta
6. Mr. Gary : ..... is Prawiro-taman?  
 You : It's on Parangtritis street. It's not quite far from here. Five hundred meters, I ... from here. Take this way, and then take the third turn to the left. That's Prawiro-taman.
- Mr. Gary : Thank you.  
 You : You are welcome.
7. Ms. Stephanie : I'm ..... for Ibis Hotel? Could you tell me where?  
 You : Sure. It's ..... there near the Malioboro Mall.
- Ms. Stephanie : Thank you.  
 You : That's OK.
8. Alexander : *Excuse me* (Permisi). Is this Tourist Information Center open today?  
 You : Yes, Sir. It ..... from 9:00 a.m. to 3:00 p.m.



**PAIR PRACTICE**  
**Praktek Berpasangan**

In pairs, ask and answer questions about asking the ways and directions.

**Follow the example:**

Mr. Gary : Excuse me. Where is Prawiro-taman?

---

You : It's on Parangtritis street. It's not quite far from here. Five hundred meters from here. Take this way, and then take the third turn to the left. That's Prawirotaman.

Mr. Gary : Thank you.

You : You are welcome.

 **GRAMMAR UNDERSTANDING**  
**Pemahaman Tata Bahasa**

Look and Say (*Lihat dan Katakan*) the sentences below (*kalimat-kalimat di bawah ini*)!

**THE USE OF CAN-COULD**

CAN-COULD + *the Stem or Simple Form of a Verb Or Verb-1* expresses *ability* (kemampuan), *possibility* (kemungkinan), and *permission* (izin) and a *polite request* (permohonan sopan).

**Look and Say these sentences:**

I *can* (dapat) speak English. Marcellina can speak Japanese. *Can* you speak Arabic? Yes, I can. Ratna *can* speak Dutch but I *can't* speak it. Thomas is a strong boy. He *can* (mungkin dapat) move that big stone. You *can* (boleh) stay here until tomorrow. *Can* (Dapatkah) you show me the way to the Garuda Hotel? Sure. *Could* (Sudikah/Dapatkah) you please help me?

## COMMANDS and PROHIBITIONS

In this lesson you are going to learn how to make  
Commands or Prohibitions

Commands can be divided into two (dibagi menjadi dua):

1. Positive Commands (Perintah). This command can be structured by:

INFINITIVE/STEM/ FIRST VERB FORM	OBJECT	ADJUNCT (Keterangan)
Help	me,	please. (Tolong bantu aku)
Move!		
Shut	the door,	OK
Open	page 56.	
Come in		
Please, take me	home	now.
Leave	me	alone.
Fire.		
Sit down		please.

BE	COMPLEMENT
Be	a good girl. (Jadilah gadis yang baik)
Be	yourself.
Be	kind to everybody.
Be	quiet, please.

NOUN
Coffee, please. (Tolong, kopinya.) Two glasses of Sprite, please. Water, only! Please, five tickets.



PREPOSITIONAL PHRASE
On the table, please. (Di atas meja) Of course, in the desk. On the wall, OK. Inside the drawer, Peggy!

2. Negative Commands or Prohibitions (Larangan):

DON'T	INFINITIVE/ STEM/FIRST VERB FORM	OBJECT	ADJUNCT (Keterangan)
Don't	smoke		here. (Jangan merokok di sini)
Don't	park	your car	after 24: 00
Don't	shoot.		
Don't	disturb	me.	
Don't	take	pictures	here.

DON'T	Be	ADJECTIVE
Don't	be	upset. (Jangan marah)
Don't	be	silly.
Don't	be	foolish.
Don't	be	Noisy.

NOT	NOUN	ADVERB	PREPOSITION
Not	money, but time (bukan uang tapi waktu)		
Not		this time.	
Not		here.	
Not			for sale.
Not			in the box.
Not		today.	



NO	VERB-ing
No	Smoking! Dilarang Merokok
No	Parking!
No	Entering!



## **ENRICH YOUR VOCABULARY**

### ***Perkaya Kosa Kata Anda***

Read and Translate this text into Indonesian. Use a dictionary if (it is) necessary.

*Baca dan Terjemahkan bacaan ini ke dalam bahasa Indonesia.*

### **BALI**

"The Island of Gods" or "The Last Paradise on Earth" or whatever name is given, Bali with its exotic grace, vibrant culture, unique arts and ceremonies, scenic beauty and a gentle and friendly people, makes it an island almost unreal in today's changing world. With a completely different life style from the rest of Indonesia, the Balinese have managed to preserve their culture despite the overwhelming foreign influences brought by the ever increasing number of visitors from all over the world.

Bali's culture is based on its unique form of Hinduism called Hindu dharma which it retained after the Islamization of Java and developed through the centuries.

The soul of the Balinese is in his or her religion and it finds its expression in the arts. It seems that every person is an artist in some form, whether it is painting, weaving, carving, or even in the making of the decorations which are placed at the many shrines in public areas, roads, rice field or in the homes. Villagers spend their free time in





these arts, or make music and dancing based on the Hindu epics of the Ramayana and Mahabharata or local folklore which is taught from a very young age.

The island of Bali, only 34455 sq.kms, in size, is mountainous, in its centre with a cluster of volcanoes of which the active mount Agung is considered sacred. Steeped in antiquity, a thousand temples dot the countryside. Temples are only a part of Bali, but this is the part of where most Balinese centre their lives around, probably unknowingly. The temples festivities are colorful, very religious yet very human. Such festivities can not be matched by any stage of any theatre on earth.

SANUR and KUTA, the two famous tourist centres of Bali, are located on the eastern and western coast of the southern part of the island.

KUTA is famous for its memorable sunsets, with its simple, clean and cheap accommodation mostly cater the budget conscious traveler.

DENPASAR, the capital city of Bali, is the largest city on the island. In the centre of the city stands a great statue with four faces and eight arms representing Sang Hyang Widi, the Supreme God, manifesting Himself as lord of the four directions. Nearby is Pura Jagatnatha dedicated to the Supreme God. The statue of turtle and two dragons signify the foundation of the world.

Next to this state temple is Bali Museum presenting a fine variety of prehistoric and modern art of Bali. The architectural design of the three main buildings resembles the palaces of the three main kingdoms of Bali.

A permanent exhibition of the finest modern Balinese painting and woodcarving may be seen at the ART & CULTURAL CENTRE.

---

Fifteen minutes drive northeast of Denpasar, stone figures on the roadside mark the village of BATUBULAN. Divinities and demons as well as ornaments for houses and temples are carved from sandstone. Because its sculptors are exceptionally gifted, Batubulan is an area of beautiful temples. Batubulan also boasts many dance groups that perform regularly. Most noted is the Barong dance performance, staged in the inner courtyard of the temples.

CELUK is a village of gold and silver work. It is a few kilometers further from Batubulan.

UBUD, the centre of Balinese painting, the Museum of Fine Arts has a permanent collection of modern Balinese art. Ubud is abundant with galleries displaying contemporary styles by old masters and the style of the younger artists. And for decades the serene beauty of this village has lured celebrities and artists from all over the world, some of whom stayed to build their homes here.

Goa gajah or Elephant Cave, believed to have been built as a monastery. Carving on the rock wall leads to a demon head carved over the entrance. The cave contains a statue of Ganesha and a lingga. In front of the entrance is a bathing place with six statues of nymphs holding water spouts.

The temple of TIRTA EMPUL in TAMPAKSIRING was built around a sacred spring. Dating back to the 11<sup>th</sup> century, the temple and its two bathing places have been used by the people to pray for good health and prosperity, and for the spring water's curative powers. Regular ceremonies are held to purification of body and soul.

Further north is PENELOKAN village on the rim of the huge Batur volcanic basin. In the background, ribbons

---

of black lava ripple down the valley from the misty peak of Mount Batur.

A road leads down to Kedisan on the shores of the lake where boats can be hired to cross over to TRUNYAN. Cut off and relatively inaccessible, it is inhabited by people who call themselves Bali aga or the original Balinese. Up to this day, they still retain a social order aligned with pre-historic traditions.

A few kilometers further on the mountain village of KINTAMANI which is very popular for its cool climate. A gay and colorful bazaar is held here every third morning.

The former seat of the Javanese Hindu Kingdom in Bali from where the Balinese royalty draws its blood line, KLUNGKUNG was the oldest kingdom in the island and it's the most exalted.

BUKIT JAMBUL, up the slopes of Mount Agung is Pura Besakih, the holiest of all temples in Bali, and also known as the "Mother Temple of Bali." The paramount sanctuary within the Besakih complex is the Penataran Agung shrine dedicated to Sanghyang Widi, the Supreme God.

The monkey forest of SANGEH, a home of hundreds of sprite monkeys, is considered sacred and for many years no one has been permitted to chop wood here.

MENGWI's royal temple, PURA TAMAN AYUN, is one of the most beautiful temples in Bali, surrounded by a moat, giving the impression of a sanctuary in the middle of a pond, the temples lies on slightly rising ground with grassy expanse of the outermost courtyard.

On the main route leading to West Bali, a side road branches to the sea, ending on a green hill which slopes

---

down to the remarkable temple of TANAH LOT, suspended on a huge rock offshore. Set apart from the mainland by a stone basin, the rock, carved by incoming tides, surrounded by the sea at high tide. Tanah Lot is one of the most important temples in Bali.

\*Taken from **INDONESIA Tour Information Manual** by PT. Satriavi  
Tours & Travel, Jakarta



### **WRITING PRACTICE** **Praktek Menulis**

Write a short conversation about asking the ways or directions.

**Follow the example:**

*Mr. Winston* : *Can you tell me the way to the Art Center?*

*You* : *Of course. It's over there near that temple (candi). It's about a hundred meters from here.*

*Mr. Winston* : *Thank you.*

*You* : *You're welcome, Sir.*



---

## Lesson - Fourteen

### How To Offer Something: Accept or Refuse An Offer

---

Bagaimana Menawari Sesuatu: Menerima atau Menolak

*Would you like tea or coffee? Tea, please. Here you are.  
Thank you. No thank you.*



#### **CONVERSATION Percakapan**

Read and Practice these conversations with your friend(s)  
*Bacalah dan Praktekkan percakapan ini dengan temanmu.*

- Susana : *Would you like tea or coffee? (Mau teh atau kopi?)*
- Gilbert : *Tea, please.*
- Tuty : *Would you like ice?*
- Ivanko : *No, thank you (Tidak, terima kasih).*
- Dessy : *Will you have a cup of milk? (Mau secangkir susu?)*
- Rajiv : *Yes, please (Ya, saya mau).*
- Dessy : *Here you are (Ini susunya).*
- Rajiv : *Thank you.*

- 
- Ronny : Cigarette? (Rokok?)  
George : No, thank you. And you, George?  
Thomas : Yes, thank you.  
Sarah : A glass of Sprite?  
Carry : Yes, *quickly, please* (tolong cepat).  
Tutik : Coffee or Ice?  
Michael : Ice, please.  
Tutik : *Help yourself, please* (Ambil sendiri).  
Pramudya : May I take you home? (Boleh aku antar kau pulang?)  
Cynthia : No, thank you. *Maybe* (Barangkali) *some other time* (suatu saat nanti).  
Lucia : What would you like to eat?  
You : Fried chicken, ice cream, and rice, of course. And you?  
Lucia : Hamburger and Ice cream.  
You : May I bring you some bread and milk?  
David : Yes, thank you.  
You : This apple is very fresh. Do you like one?  
Michael : Yes, Sure.



## LISTENING PRACTICE

### Praktek Mendengarkan

Listen to your teacher or your friend reading the conversations above and complete the conversations below.

Dengarkanlah guru anda atau teman anda membacakan percakapan di atas dan lengkapilah percakapan di bawah ini

1. Susana : *Would you ..... tea or coffee?*  
(Mau teh atau kopi?)  
Gilbert : *Tea, please(teh).*
2. Tuty : ..... you like ice?  
Ivanko : *No, thank you (Tidak, terima kasih).*
3. Dessy : *Will you a ..... of milk? (Mau secangkir susu?)*  
Rajiv : *Yes, please (Ya, saya mau).*  
Dessy : *Here you ..... (Ini susunya).*  
Rajiv : *Thank you.*
4. Ronny : *Cigarette? (Rokok?)*  
George : *No, ..... you.*  
Thomas : *Yes, thank you.*
5. Sarah : *A ..... of Sprite?*  
Carry : *Yes, quickly, please (tolong cepat).*
6. Tutik : *Coffee or Ice?*  
Michael : *Ice,.....*  
Tutik : *Help yourself, please (Ambil sendiri).*
7. Pramudya : ..... I take you home?  
(Boleh aku antar kau pulang?)

- 
- Cyntia : No, thank you. *Maybe* (Barangkali ) *some other time* (suatu saat nanti).
8. Lucia : ..... would you like to eat?  
 You : Fried chicken, ice cream, and rice, of course. And you?  
 Lucia : Hamburger and Ice cream.
9. You : May I ..... you some bread and milk?  
 David : Yes, thank you.
10. You : This ..... is very fresh. Do you like one?  
 Michael : Yes, Sure.



### **PAIR PRACTICE** **Praktek Berpasangan**

In pairs, ask your partner about offering something.

**Follow the example:**

- Susana : *Would you like tea or coffee?* (Mau teh atau kopi?)  
 Gilbert : Tea, please.  
 Tuty : *Would you like ice?*  
 Ivanko : *No, thank you* (Tidak, terima kasih).  
 Dessy : *Will you have a cup of milk?* (Mau secangkir susu?)  
 Rajiv : *Yes, please* (Ya, saya mau).  
 Dessy : *Here you are* (Ini susunya).



---

Rajiv : Thank you.  
Ronny : Cigarette? (Rokok?)  
George : No, thank you. And you, George?  
Thomas : Yes, thank you.

 **GRAMMAR UNDERSTANDING**  
**Pemahaman Tata Bahasa**

Look and Say (*Lihat dan Katakan*) the sentences below (*kalimat-kalimat di bawah ini*)!

**THE USE OF MAY-MIGHT and SHOULD**

**MAY-MIGHT** + the Stem or Simple Form of a Verb Or Verb-1 expresses *possibility* (kemungkinan), and permission (izin).

**Look and Say these sentences:**

At 3 p.m. she *may* (mungkin) be at home. It is cloudy. It *may* rain tonight. Anita and Dessy *may* come late. You *may* (boleh) go home now. *May* (Bolehkah) I enter the next room? That's all right.

**SHOULD** + the Stem or Simple Form of a Verb Or Verb-1 expresses a *suggestion or advice* (saran). It has the moral duty to do something.

**For example:**

You look so tired. You *should* (sebaiknya/seyogyanya) take a rest. I'm dizzy. You *should* see a doctor.

❁

---

**COMMANDS and PROHIBITIONS  
SENTENCES**  
**(Kalimat Perintah da Larangan)**

In this lesson you are going to learn how to make **Commands or Prohibitions**. Commands can be divided into two:

1. **Positive Commands (Perintah)**. This command can be structured by:

INFINITIVE/STEM/ FIRST VERB FORM	OBJECT	ADJUNCT (Keterangan)
Help	me,	please.
Move!		
Shut	the door,	OK
Open	page 56.	
Come in		
Please, take me	home	now.
Leave	me	alone.
Fire.		
Sit down		please.

BE	COMPLEMENT
Be	a good girl.
Be	yourself.
Be	kind to everybody.
Be	quiet, please.

NOUN
Coffee, please.
Two glasses of Sprite, please.
Water, only!
Please, five tickets.

PREPOSITIONAL PHRASE
On the table, please. Of course, in the desk. On the wall, OK.

2. Negative Commands or Prohibitions (Larangan):  
Jangan....

DON'T	INFINITIVE/ STEM/FIRST VERB FORM	OBJECT	ADJUNCT (Keterangan)
Don't	smoke		here. (Jangan merokok di sini)
Don't	park	your car	after 24: 00
Don't	shoot.		
Don't	disturb	me.	
Don't	take	pictures	here.

DON'T	Be	ADJECTIVE
Don't	be	upset.
Don't	be	silly.
Don't	be	foolish.
Don't	be	Noisy.

NOT	NOUN	ADVERB	PREPOSITION
Not	money, but time		
Not		this time.	
Not		here.	
Not			for sale.
Not			in the box.
Not		today.	

---

NO	VERB-ing
No	Smoking!
No	Parking!
No	Entering!



## **ENRICH YOUR VOCABULARY**

### ***Perkaya Kosa Kata Anda***

Read and Translate this text into Indonesian. Use a dictionary if (it is) necessary.

*Baca dan Terjemahkan bacaan ini ke dalam bahasa Indonesia.*

### **WHAT HAPPENS ON ST VALENTINE'S DAY?**

Valentine is the name of several saints who are commemorated on February 14<sup>th</sup>.

In the last one hundred and fifty years the custom has grown up of sending cards or messages to a sweetheart. The cards themselves are called valentines and the loved is also called one's valentine. This custom began in the United states of America, with the first commercial cards being produced there in the 1840s, and it has now spread to many parts of the world.

In mediaeval times it was believed that the birds chose their mates on February 14<sup>th</sup> and thus the connection with love arose. Choosing a loved one on this day might also have some connection with the Roman festival of Lupercalia which used to take place at this time of the year.

St Valentine himself was a Roman martyr who lived in the 3<sup>rd</sup> century and, because of the day on which his

---

Saint's Day falls, he has become the patron saint of lovers although there does not seem to have been any reason for this originally.

\*Taken from My Book QUESTIONS & ANSWERS published by Peter Haddock, Ltd, Bridlington, England,



## **WRITING PRACTICE**

### **Praktek Menulis**

Write a short conversation about offering something.

**Follow the example:**

- Sarah* : *A glass of Sprite?*  
*Carry* : *Yes, quickly, please (tolong cepat).*
- Tutik* : *Coffee or Ice?*  
*Michael* : *Ice, please.*  
*Tutik* : *Help yourself, please (Ambil sendiri).*
- Pramudya* : *May I take you home? ( Boleh aku antar kau pulang?)*
- Cyntia* : *No, thank you. Maybe (Barangkali) some other time (suatu saat nanti).*





## Lesson - Fifteen

# How To Ask For Personal Opinion / Views

Bagaimana Meminta Pendapat /Pandangan Pribadi

*What do you think about....?I think...In my  
opinion,.....Well,...*



### **CONVERSATION Percakapan**

Read and Practice these conversations with your friend(s)  
*Bacalah dan Praktekkan percakapan ini dengan temanmu.*

- Mr. Teacher : *What do you think about an English language?(Bagaimana pendapat Anda tentang bahasa Inggris?)*
- You : *Well. I think English is very necessary (sangat perlu). It's not only an international language (bahasa internasional) but also (tetapi juga) a language of science and technology (bahasa IPTEK).*
- Robbin : *What do you think of our national football club? (Bagaimana*

- 
- ❦
- You : pendapat Anda tentang klub sepakbola nasional kita ?  
: *I think* (Saya kira) our national football club is not good (tidak bagus). It *needs* (perlu) more and more competitions. Our clubs are *left behind by* (tertinggal jauh oleh) *other clubs* (klub-klub lain) *in the world* (di dunia).
- Herlina : *What's your opinion about* (Apa pendapat Anda tentang) *the bomb blast* (ledakan bom) in Legian, Kuta, Bali?
- You-1 : *This incident* (Insiden ini) *has ruined* (telah merusak) *our image* (citra kita) *as a peaceful country* (sebagai Negara aman).
- You-2 : *It must be done by* (Ini pasti dilakukan oleh) a group of terrorists.
- You-3 : *The executors* (Pelakunya) are professional and *familiar with* (kenal dengan) the location.
- You-4 : *The bombing* (Pengeboman) *has a bad impact* (memiliki dampak buruk) *towards* (terhadap) our *tourism industry* (industri pariwisata).
- You-5 : *I have no idea* (Saya tidak tahu), but it is *very tragic* (sangat tragis) And I'm very *sad to hear that* (sedih mendengarnya).

- 
- Subarjo : *What's your views on (Apa pandangan Anda tentang) the policy of the government (kebijaksanaan pemerintah) to rise (menaikkan) fuel prices (harga bahan bakar minyak ?)*
- Mr. Abdullah : *Well, I think the government's decision (keputusan pemerintah) to rise fuel prices is not fair (tak adil), but we have no choice (tak punya pilihan). In addition (lagi), we are still (masih) in the monetary crisis (krisis moneter). A lot of people (Banyak orang) are unemployed (menganggur) today.*
- Jessica : *What would you react (Apa yang akan anda lakukan) to the closing (terhadap penutupan) of the factory (pabrik?)*
- Gunawan : *I'm not too worried (tak terlalu khawatir). I believe (yakin) that it will not run for too long (tak akan berlangsung lama)*



### **LISTENING PRACTICE** **Praktek Mendengarkan**

Listen to your teacher or your friend reading the conversations above and complete the conversations below. *Dengarkanlah guru anda atau teman anda membacakan percakapan di atas dan lengkapi percakapan di bawah ini*



- 
- ✿
1. Mr. Teacher : *What is your ..... about an English language? (Bagaimana pendapat Anda tentang bahasa Inggris?)*  
 You : *Well. In my opinion, English is very necessary (sangat perlu). It's not only an international language (bahasa internasional) but ..... (tetapi juga) a language of science and technology (bahasa IPTEK).*
  
  2. Robbin : *What do you think of our national football club? (Bagaimana pendapat Anda tentang klub sepakbola nasional kita ?) club is not good (tidak bagus). It needs (perlu) and more (lebih banyak) competitions. Our club is left behind by (tertinggal jauh oleh) other clubs (klub-klubm lain) in the world (di dunia).*
  
  3. Herlina : *What's your opinion about (Apa pendapat Anda tentang) the bomb ..... (ledakan bom) in Legian, Kuta, Bali?*  
 You : *This incident (Insiden ini) has ruined (telah merusak) our image (citra kita) as a peaceful country (sebagai Negara aman).*
  
  4. Susanna : *What's your opinion about (Apa*



- pendapat Anda tentang) *the bomb* .....(ledakan bom) in Legian, Kuta, Bali?
- You : *It must be done by* (Ini pasti dilakukan oleh) a group of terrorists.
5. Zarima : *What's your opinion about* (Apa pendapat Anda tentang) *the bomb blast* (ledakan bom) in Legian, Kuta, Bali?
- You : *The executors* (Pelakunya) are professional and *familiar with* (kenal dengan) the location.
6. Parmila : ..... *your opinion about* (Apa pendapat Anda tentang) *the bomb blast* (ledakan bom) in Legian,kuta, Bali?
- You : *The bombing* (Pengeboman) *has a bad* .....(memiliki dampak buruk) *towards* (terhadap) our *tourism industry* (industri pariwisata).
7. Sabarudin : *What's your personal ...about this matter* (permasalahan ini)?
- You : *I have no idea* (Saya tidak tahu), but it is *very* .....(sangat tragis) And I'm very *sad to hear that* (sedih mendengarnya).
8. Subarjo : *What's your views on* (Apa pandangan Anda tentang) *the*



- ..... of the government  
(kebijaksanaan pemerintah) to  
rise (menaikkan) fuel prices  
(harga bahan bakar minyak?)
- Mr. Abdullah : Well, I think the government's decision (keputusan pemerintah) to rise fuel prices is not .....r (tak adil), but we have no choice (tak punya pilihan). In addition (lagi), we are still (masih) in the monetary crisis (krisis moneter). A lot of people (Banyak orang) are unemployed (menganggur)  
.....
9. Jessica : What would you .....t (Apa yang akan anda lakukan) to the closing (terhadap penutupan) of the factory (pabrik?)
- Gunawan : I'm not too worried (tak terlalu khawatir). I ..... (yakin) that it will not run for too long (tak akan berlangsung lama).
10. Jimmy : What do you think of the ..... (hasil) of General Session of People's Consultative Assembly (Sidang Umum MPR)?



## **PAIR PRACTICE** **Praktek Berpasangan**

In pairs, ask and answer questions about personal opinion or views.

**Follow the example:**

- You : What is your opinion about an English language?(Bagaimana pendapat Anda tentang bahasa Inggris?)
- Mirna : Well. In my opinion, English is very necessary (sangat perlu). It's not only an international language (bahasa internasional) but also (tetapi juga) a language of science and technology (bahasa IPTEK).
- Robbin : What do you think of our National Football Club ? (Bagaimana pendapat Anda tentang klub sepakbola nasional kita ?)
- You : I think (Saya kira)our national football club is not good (tidak bagus). It needs (perlu) more and more (lebih banyak) competitions. Our team is left behind by (tertinggal jauh oleh) other clubs (klub-klub lain) in the world (di dunia).



## GRAMMAR UNDERSTANDING

### Pemahaman Tata Bahasa

Look and Say (*Lihat dan Katakan*) the sentences below (*kalimat-kalimat di bawah ini*)!

### CLAUSE

Clause is a structure (susunan kalimat) that has a Subject and a Verb. There are *two kinds* (dua jenis) of Clauses: Independent Clause (it can stand alone) and Dependent Clause (it can not stand alone as) a sentence.

Independent Clause is a clause that has a subject and a verb and it can stand alone. Look at the underlined sentence below, for example:

I meet a man who is very kind to everybody.

Dependent Clause is a clause that cannot stand alone. It must be connected to an Independent Clause. It is only *part of* (bagian dari) a sentence. Look at the underlined sentence below, for example:

The girl who lives next to me comes from Jakarta.

Dependent Clause can be divided into 3 (three):

1. Noun Clause is a dependent clause that is used as a noun in a sentence. It functions as a Subject or an Object in a sentence.

Look and pay the position of the Noun Clause in a sentence!

Noun Clause	Be	Complement/Noun
What you hear	is not	true
That tomorrow is a holiday	is	.true.
What she said	was	interesting.
How the man was killed	was	still mysterious.
Whether you want to join or not	is not	important for us.



Noun Clause	Verb	Complement/Noun
That he wants to become a president	becomes	a reality.
How the country gets a way out	will bring	a big change.
Who will be the next leader of this organization	will be decided	in the summit meeting tonight.

Subject	Be	Noun Clause
This	is	what I want.
I	am worried about	how she is now.
The problem	is not	who will go first.
It	is true	that apples grow in Malang.
My friend	is good at	how to operate this machine.

Subject	Verb	Noun Clause
I	don't know	where Nita lives.
Everyone	likes	how she acts in a film.
The cop	told me	what street it was.
We all	have realized	that it is not good to live alone.

2. **Adjective Clause** is a dependent clause that modifies (or describes or gives information) about a noun or a pronoun.

Subject	Be	Be	Noun/Pronoun	Noun Clause
This	is		the man	who will rule our country.
I	have just met		the girl	whose car is Audi.
This	is		the picture	that I like very much.
That	was		the place	where the victim was found.

A pilot	is	a person	who flies an airplane.
An expert	is	someone	who has special knowledge in one area.
This	is	the month	when I was born.
Miranda	wears	a suit	which costs US\$ 250.

3. **Adverbial Clause** is a dependent clause that modifies or describes a verb, an adjective, another adverb or a sentence.

Subject	Verb	Adverb Clause
Mrs. Farida	goes to the office	though she is still sick.
The soldiers	keep moving	although the weather was worse.
I	always read books	wherever I go.
Good friends	help each other	when sickness came.
Nita Thalia	becomes a successful singer	because she practiced a lot.
You	may start	whenever you are ready.
That man	works day and night	In the hope that she can give good education for his children.
Titin	is so emotional	that every little thing upsets her.
You	will meet her	if you come to the party.
I	will tell you	as soon as I arrive home.

**Active Voice (Kalimat aktif)** is used when we want to say that the subject does an action, for example: *Susanna cleans (membersihkan) the room.*

**Passive Voice (Kalimat Pasif)** is used when we want to say that the subject is not *the doer* (pelaku) of the action but *the receiver* (penerima) of it, for example: *The room is cleaned (ibersihkan by (oleh) Susanna.*

The **Passive Voice** is formed by *Subject + be + Verb in the Past Participle* or *Verb in the Third Form + (by, of, in...)*, for example:

- 
- Mr. President *opened* (membuka) the meeting last night,  
*BUT the meeting was opened (dibuka) by Mr. President.*
  - Mr. Simon *invites* (mengundang) me to the party,  
*BUT I am invited (diundang) to the party by Mr. Simon.*
  - Inul Daratista *sings* a song,  
*BUT The song is sung (dinyanyikan) by inul Daratista.*

Look at the forms of the Passive Voice below:

- I am/was invited: Saya diundang
- We/You/They/The girls are invited: Kita/Kamu/Mereka/gadis-gadis diundang
- He/She/Jimmy/Lucia is/was invited: Dia/Dia/Jimmy/Lucia diundang.
- I am/was being invited: Saya sedang diundang.
- We/You/They/The girls are being invited: Kita/Kamu/Mereka/gadis-gadis sedang diundang
- I/We/You/They/The girls have been invited: Saya/Aku/Kita/Kamu/Mereka/gadis-gadis sedang diundang.
- He/ She /Jimmy/Lucia has been invited: Dia/Dia/Jimmy/Lucia diundang.
- I /We/You/They/The girls/He/She/Jimmy/Lucia had been invited: Saya/Aku/Kita/Kamu/Mereka gadis-gadis Dia/Dia/Jimmy/Lucia telah diundang.
- I/We/You/They/The girls have been being invited: Kita/Kamu/Mereka/gadis-gadis telah sedang diundang
- He/She /Jimmy/Lucia had been being invited: Dia/Dia/Jimmy/Lucia telah sedang diundang.
- I/We/You/They/The students will/would be in-



---

vited: Saya/Kita/Kamu/Mereka/ Para siswa akan diundang.

- I/We/You/They/ The students can/could be invited: Saya/kami/Kamu/Mereka/ Para siswa dapat diundang.
- I/We/You/They/ The students may/might be invited: Saya/kami/Kamu/Mereka/ Para siswa mungkin/boleh diundang.



### **ENRICH YOUR VOCABULARY** **Perkaya Kosakata Anda**

Read and Translate this text into Indonesian. Use a dictionary if (it is) necessary.

*Baca dan Terjemahkan bacaan ini ke dalam bahasa Indonesia.*

#### **A BRIEF HISTORY OF JAPAN**

Experts disagree about the origins of the Japanese race, but archeologists have established that its early inhabitants included immigrants from various parts of East Asia and the South Pacific islands.

The ancestors of the Japanese people are generally believed to be an ethnic group, now known as the Yamato race. The Yamato leaders are generally accepted as the ancestors of the Japanese Imperial family.

By the end of the 4<sup>th</sup> century A.D., contact was established between Japan and the kingdom on the Korean Peninsula. Through Korea, such industrial arts as weaving, metal work, tanning, and ship building, which had been highly developed in China under the Han Dynasty, were introduced into the country. During these years Ko-

---

rea and China were the sources from which Japan derived the crafts, arts, and learning that formed the foundations on which its own culture was gradually built.

The written form of Chinese was adopted and through this medium the Japanese learned the rudiments of medicine, the secrets of the calendar and astronomy and Confucianism. Buddhism was also introduced into Japan in 538 from India through China and Korea. The Chinese system of government provided a pattern on which Japan's rulers built their own system.

The country's first permanent capital was established in Nara at the beginning of the 8<sup>th</sup> century.

A new capital was built in Kyoto in 794.

The transfer of the capital to Kyoto marked the beginning of the Heian Period, which continued until 1192.

The victory of the Minamotos against the Tairas marked the virtual eclipse of the Imperial Throne as the source of effective political power and the beginning of seven centuries of feudal rule under the succession of *shogun*, or military rulers.

In 1192, Yorimoto, head of the victorious Minamoto family, established the Shogunate or military government, at Kamakura, near what is today Tokyo.

In 1213, power was transferred from the Minamotos to the Hojos, the family of Yoritomo's wife who maintained the military government in Kamakura until 1333. During that period, the Mongolians twice attacked northern Kyushu, once in 1274 and again in 1281. Japanese warriors successfully held the field and prevented the invaders from penetrating into the interior.

The Muromachi Period continued for more than two centuries from 1338 to 1573



Toward the end of the 16<sup>th</sup> century, Japan was torn by civil wars (1573-1603) as provincial lords battled for supremacy. Order was finally restored by the great general, Hideyoshi Toyotomi in 1590. His work of pacifying and uniting the country was consolidated by Ieyasu Tokugawa, founder of the Tokugawa Shogunate.

In 1853 Commodore Matthew C. Perry of the United States entered Tokyo Bay with a squadron of four ships. He returned the following year and succeeded in persuading the Japanese to conclude a treaty of amity with his country. This was followed by the conclusion of similar treaties with Russia, Great Britain, and the Netherlands in the same year, thus opening Japan more to foreign intercourse. These treaties were changed four years later to treaties of commerce and a similar treaty was concluded with France.

The Meiji Era (1868-1912) represents one of the most remarkable periods in the history of nations. Under Emperor Meiji, the country set out to achieve in only a few decades what had taken centuries to develop in the West—the creation of a modern nation with modern industries, modern political institutions, and a modern pattern of a society.

Before the 19<sup>th</sup> century ended, the country became involved in the Sino-Japanese War of 1894-95, and ten years later, in 1904-5, in the Russo-Japanese war, Japan emerged victorious from both, and mainly as a result of these wars regained South Sakhalin, which it had ceded to Russia in 1875 in exchange for the Kuril Islands, and acquired Formosa, Korea, and special interests in Manchuria.

Emperor Meiji died in 1912 before the outbreak of World War I.

---

By the end of World war I, Japan was recognized as one of the world's great powers. Emperor Taisho, who succeeded Emperor Meiji, was in turn succeeded by the present Emperor, His Majesty Hirohito in 1926.

\*Simplified from *The Japan of Today*, compiled by Ministry of Foreign Affairs, Japan. 1986

 **WRITING PRACTICE**  
**Praktek Menulis**

Write sentences about expressing personal opinion or views

**Follow the example:**

*In my opinion, Jakarta is noisier than Bali.*

*In my mind, the quality of the members of the People Representatives or Parliament are not satisfactory.*

*I think the national owned-companies should not be sold abroad.*

---

## Lesson - Sixteen

# How To Talk About Likes/ Dislikes and Preferences

---

Bagaimana Menanyakan Tentang Suka/Tidak Suka  
dan Lebih Disukai

*Do you like western music? Which one do you prefer?  
I like. I don't like. So do I.*



### **CONVERSATION Percakapan**

Read and Practice these conversations with your friend(s)

*Bacalah dan Praktekkan percakapan ini dengan temanmu.*

### **LIKES**

- Diana : *Do you like country music?*  
(Apakah kamu suka musik country?)
- You : *Yes, I do. I like country music very much* (Aku sangat menyukai musik country).
- Magdalena : *I like pop music very much.*
- Rita : *So do I* (Begitu juga aku)
- Susi : *I do too* (Aku juga)

**147**

- 
- Leila : I like *modern dance* (tari moderen).
- Marga : I do too.
- Bella : Do you *enjoy* (menikmati) a *film show* (pertunjukkan film?)
- Emilia : Yes. I enjoy it very much.
- Joko : Are you *keen on* (suka) football?
- David : Yes. I am.
- Hassan : So *am I* (Aku juga).
- Sri Rejeki : Are you *fond of* (suka) *swimming* (renang)?
- Mayora : Yes, I am.
- You : What do you do *in your spare time* (waktu luang)?
- Mr. Tampubolon : *There is nothing I like* (Tak ada yang lebih aku sukai) *more than* (daripada) *reading* (membaca) *TIME* or *The Jakarta Post*.
- Fransiska : *How do you spend* (Bagaimana anda menghabiskan) *your weekend* (akhir minggu)?
- Ms. Andrea : *Watching TV* (nonton TV) is a *nice way* (cara yang menyenangkan) *to pass* (melewati) the time. Or *sometimes* (kadang-kadang) I go to *the beach* (pantai). *In short* (singkatnya) I *like* (suka) *watching TV better than* (daripada) *going out*.

---




## DISLIKES

- Ghani : *This steak (sate ini) is very delicious (sangat lezat).*
- Ms. Mona : *I'm afraid (Maaf). I don't like (Aku tak suka) steak.*
- Hamidah : *Do you like Jazz music?*
- Renaldy : *No. I don't.*
- Samuel : *I don't either (Aku juga tidak suka).*
- Frank : *Neither do I (Aku juga tidak).*
- Paulina : *I hate (benci) horror films (film horror).*
- Aprillia : *I don't either.*
- Siti : *Neither do I.*
- Emilia : *I dislike (tak suka) going out (pergi keluar) at night (di malam hari).*
- Leila : *Neither do I.*
- Rosita : *I don't like (tak suka) that song (lagu itu).*
- You : *Why (Kenapa)?*
- Rosita : *Because (Karena) that song reminds me (mengingatku) about my unhappy memory (kenangan sedih)*

## PREFERENCE

- Alexandra : *Do you prefer traveling (Apakah anda lebih suka bepergian) by*

- 
- 
- plane* (naik pesawat terbang) or  
traveling *by ship* (naik kapal  
laut)?
- Watanabe : I *prefer* traveling (lebih suka  
bepergian) by ship. It's *cheaper*  
(lebih murah).
- Agatha : *Which* (Yang mana) do you pre-  
fer *Western films* (film Barat) or  
*Indian films* (film India)?
- Lusy : Well. I *prefer* Indian films to  
western films. It's very nice.  
And it's *difficult to* (sangat sulit  
untuk) *guess* (menebak) *the*  
*course of the story* (alur ceritera-  
nya).
- Mr. Simon : *Would you rather* (Apakah anda  
lebih suka) *continue* (melanjut-  
kan) to university or academy?)
- Astuti : I'd rather (would rather= lebih  
suka) *continue* (melanjutkan) to  
university.



### **LISTENING PRACTICE** **Praktek Mendengarkan**

Listen to your teacher or your friend reading the conver-  
sations above and complete the conversations below.  
*Dengarkanlah guru anda atau teman anda membacakan per-  
cakapan di atas dan lengkapi percakapan di bawah ini*

1. Diana : *Do you like ..... music?* (Apakah  
kamu suka musik country?)



- 
- You : Yes, I do. *I like country music very ..... (Aku sangat menyukai musik country).*
2. Magdalena : I like ..... music very much.  
 Rita : ..... *do I* (Begitu juga aku)  
 Susi : *I do too* (Aku juga)
3. Leila : I like *modern ..... (tari moderen).*  
 Marga : I do too.
4. Bella : Do you .... (menikmati) *a film show* (pertunjukkan film?)  
 Emilia : Yes. I enjoy it very much.
5. Joko : Are you ..... *on* (suka) *football?*  
 David : Yes. I am.  
 Hassan : *So am I* (Aku juga).
6. Sri Rejeki : Are you ..... *of* (suka) *swimming* (renang)?  
 Mayora : Yes, I am.
7. You : .....do you do *in your spare time* (waktu luang)?  
 Mr. Tampubolon: *There nothing I like* (Tak ada yang lebih aku sukai) *more than* (daripada) *reading* (membaca) *TIME or The Jakarta Post.*
8. Fransiska : *How do you spend* (Bagaimana anda menghabiskan) *your .....* (akhir minggu)?  
 Ms. Andrea : *Watching TV* (nonton TV) *is a ..... way* (cara yang menye-



- nangkan) *to pass* (melewati) the time. Or *sometimes* (kadang-kadang) I go to *the beach* (pantai). In ..... (singkatnya) I *like* (suka) watching TV *better than* (darpada) going out.
9. Ghani : *This steak* (sate ini) is *very delicious* (sangat lezat).  
Ms. Mona : *I'm* .....(Maaf). *I don't like* (Aku tak suka) steak.
10. Hamidah : Do you ..... Jazz music?  
Renaldy : No. I don't.  
Samuel : *I don't* ..... (Aku juga tidak suka).  
Frank : *Neither* ..... I (Aku juga tidak).
11. Emilia : I *dislike* (tak suka) *going* ..... (pergi keluar) *at night* (di malam hari).  
Leila : Neither do I.
12. Rosita : I *don't like* (tak suka) *that song* (lagu itu).  
You : ..... (Kenapa)?  
Rosita : Because (Karena) *that song reminds me* (mengingatkanaku) about my *unhappy memory* (kenangan sedih)
13. Alexandra : *Do you* ..... *traveling* (Apakah anda lebih suka bepergian) *by plane* (naik pesawat terbang)

- 
- ❦
- or traveling *by ship* (naik kapal laut)?
- Watanabe : I *prefer* traveling (lebih suka bepergian) *by ship*. It's *cheaper* (lebih murah).
14. Agatha : Which (Yang mana) do you *prefer Western films* (film Barat) or ..... *films* (film India)?
- Lusy : Well. I *prefer* Indian films to western films. It's very nice. And *it's* ..... *to* (sangat sulit untuk) *guess* (menebak) *the course of the story* (alur ceriteranya).
15. Mr. Simon : *Would you rather* (Apakah anda lebih suka) ..... (melanjutkan) to university or academy?)
- Astuti : I'd rather (would rather= lebih suka) *continue* (melanjutkan) to university.



### **PAIR PRACTICE** **Praktek Berpasangan**

Ask your friends about what they like, dislike or preferences.

**Follow the examples:**

*Do you like traveling a lot?*

*Which do you like Soto or Bakso?*

*Which do you prefer AC Milan or Manchester United?*

*Are you keen on football?*



---

## GRAMMAR UNDERSTANDING

### Pemahaman Tata Bahasa

We use **LIKE...BETTER THAN** *suka...daripada....*,  
for example:

I *like* TV better than Radio.

I *like* studying *better than* going out.

We use **WOULD RATHER...THAN** *lebih suka...  
daripada....*,

for example:

I would rather TV than Radio.

I *would rather* study *than* go out.

We use **PREFER...TO** *lebih suka.....daripada....*,

for example:

I *prefer* TV to Radio.

I *prefer* studying to going out.

We use **TOO** and **EITHER** *at the end of the sentence*  
(di akhir kalimat).

for example:

I am too (aku juga)

Hetty is happy today, and I am too.

Edwin doesn't escape from school and Santii doesn't  
either.

I do not either (aku juga tidak).

We use **SO** and **NEITHER** *at the beginning of the sen-  
tence* (di awal kalimat).

for example:

So am I (aku juga)

Amanda speaks English and Chinese and so does  
Lenny.

---

I don't have breakfast (belum sarapan pagi)  
and.....does Gunawan.  
Neither do I (juga tidak aku).



### **ENRICH YOUR VOCABULARY**

#### **Perkaya Kosa Kata Anda**

Read and Translate this text into Indonesian. Use a dictionary if (it is) necessary.

*Baca dan Terjemahkan bacaan ini ke dalam bahasa Indonesia.*

### **PERSONALITY OF THE MONTH**

- Name : Steven Spielberg  
Place of Birth : Cincinnati, Ohio  
Occupation : Film director, producer, and writer  
Most Famous Films : Jaws and Jaws (1975 and 1978) Close Encounters of the Third Kind (1977) Raiders of the Lost Ark (1981) E.T. The Extra Terrestrial (1982)  
Interests : Reading, studying films and television shows, and talking with other filmmakers  
Dislikes : Parties- "When I go, I'm the guy in the corner..."  
Childhood Memories: Wanting to make films Scaring his three sisters Making horror movies starring his family.  
Comments : Making movies is really all I know how to do."(Spielberg)



"He makes working fun",  
(Harrison Ford, the star of  
Raiders of the Lost ark) His  
idea of exercise is to sit on the  
beach eating ...while I run a  
mile." (Kathleen Carey, a  
friend)

Steven Spielberg is one of the most talented and successful filmmakers today. For Spielberg, success came early. When he was only twenty years, he was given a seven-year contract with a movie studio after directing a twenty two-minute movie called *Ambin* about a boy and a girl hitchhiking in the desert. He has made seven movies since he signed that contract, some of them the biggest moneymakers of recent years.

Spielberg's success did not come without hard work. When he's directing a film, he often works a hundred hours a week. When the film is finished, he gets depressed because he misses the people he worked with-people that Spielberg his "family."

Filmgoers all over the world have been thrilled by Spielberg's movies, and we are confident that they will make many more fantastic films in the future.

\*Taken from *SPECTRUM Book 3* by Diane Warshawsky and Anna Velfort, Prentice Hall Regents, New Jersey, USA, 1983



## **WRITING PRACTICE**

### **Praktek Menulis**

Write conversations about how to express likes, dislikes and preferences.



**Example**

*My friend, Watanabe, likes traveling. He goes from one place to another by bus. He doesn't like going by train. He prefers traveling by bus to by train because he can enjoy the beauty of the villages and towns he passes.*



---

## Lesson - Seventeen

# How To Describe People or Something

---

Bagaimana mendeskripsikan Seseorang atau Sesuatu

*Which one is Mr. Richard? The one with long hair. What's your boss like? That's him.*



### CONVERSATION Percakapan

Read and Practice these conversations with your friend(s)  
*Bacalah dan Praktekkan percakapan ini dengan temanmu.*

- Ms. Angelina : *Which one is Mr. Richard?* (Yang mana Tuan Richard?)
- Ms. White : *He's the one with* (dia yang memiliki) *long hair* (rambut panjang).
- Hellena : *Who is the man* (siapa orang yang) *standing by* (yang berdiri di samping) *the door* (pintu)?
- Fatimah : *That's Mr. Taufik Abbas.*
- TV Reporter : *Which one is Mr. Abdullah Fatah?*
- You : *That's him over there* (di sana).



- 
- TV Reporter : *You mean (Maksud anda), the one wearing (yang mengenakan) a black sarong and sandals.*
- You : *That's right (Benar).*
- TV Reporter : *Oh, I see (Oh, begitu). He is very calm (sangat tenang).*
- Police Officer : *What else (Apa lagi yang) can you tell me about (dapat kamu ceriterakan tentang) the killer (pembunuh)?*
- Eyewitness : *He's dark (Dia hitam). He has straight hair (rambut lurus). He wears glasses (memakai kaca mata).*
- Ms. Green : *What is Kukup beach like (Seperti apa Pantai Kukup itu?)*
- Nicky : *It's a beautiful beach (pantai yang indah) with big waves (dengan ombak besar) and a good panorama.*
- Ms. Green : *What is your boss like (seperti bosmu?)*
- You : *Well, He's tall (tinggi). He's about 42 years. And he has wavy hair (rambut mengombak). He has brown eyes (mata coklat) and dark skin (kulit gelap).*
- Ms. Green : *Is he handsome?*
- You : *Yes, he's quite handsome (tampan).*

- 
- Susan : What is Singapore like?  
 Alex : It's a *clean city* (kota yang bersih).
- Susan : *How big is it?* (Seberapa besar?)  
 Alex : It's not very big.
- Andalusia : Tell me about *your town* (kota Anda).  
 Andika : It's (=It has) *some shops* (beberapa toko) and restaurants.



## LISTENING PRACTICE

### Praktek Mendengarkan

Listen to your teacher or your friend reading the conversations above and complete the conversations below. *Dengarkanlah guru anda atau teman anda membacakan percakapan di atas dan lengkapilah percakapan di bawah ini*

- Ms. Angelina : *Which ..... is Mr. Richard?* (Yang mana Tuan Richard?)  
 Ms. White : He's *the one with* (dia yang memiliki) *long hair* (rambut panjang).
- Hellena : *Who is .....* (siapa orang yang) *standing by* (yang berdiri di samping) *the door* (pintu)?  
 Fatimah : That's Mr. Taufik Abbas.
- TV Reporter : Which one is Mr. Abdullah Fatah?  
 You : That's him ..... *there* (di sana).

- 
- TV Reporter : *You mean* (Maksud anda), *the one wearing* (yang mengenakan) a black sarong and sandals.
- You : *That's* .....(Benar).
- TV Reporter : *Oh, I see* (Oh, begitu). He is *very calm* (sangat tenang).
4. Police Officer : *What else* (Apa lagi yang) *can you tell me* .....(dapat kamu ceritakan tentang) *the killer* (pembunuh)?
- Eyewitness : He's ..... (Dia hitam). He has *straight hair* (rambut lurus). He wears glasses (memakai kaca mata).
5. Ms. Green : *What is Kukup* ..... *like* (Seperti apa Pantai Kukup itu?)
- Nicky : It's a *beautiful beach* (pantai yang indah) *with big waves* (dengan ombak besar) and a good panorama.
6. Ms. Green : *What is your boss like* (seperti bosmu?)
- You : Well, He's *tall* (tinggi). He's about 42 years. And he has ..... *hair* (rambut mengombak). He has *brown eyes* (mata coklat) and *dark skin* (kulit gelap).
7. Ms. Green : Is he *handsome*?

- 
- You : Yes, he's ..... *handsome*  
(tampan).
8. Susan : What is Singapore .....?  
Alex : It's a *clean city* (kota yang  
bersih).
9. Susan : ..... *big is it?* (Seberapa  
besar?)  
Alex : It's not very big.
10. Andalusia : .....me about *your town*  
(kota Anda).  
Andika : It's (=It has) *some shops*  
(beberapa toko) and restau-  
rants.



### **PAIR PRACTICE** **Praktek Berpasangan**

Ask and answer questions about how to describe people or something.

**Follow the examples:**

- Susan : What is Kukup beach like?  
You : Well, I think Kukup beach is a  
beautiful beach with big waves  
and a long seashore.
- Anna : What is your favorite singer  
like?  
You : My favorite singer? Maya  
Rumantir is my favorite singer.  
She has a nice voice.



## GRAMMAR UNDERSTANDING

### Pemahaman Tata Bahasa

Look and Say (*Lihat dan Katakan*) the sentences below (*kalimat-kalimat di bawah ini*)!

WHAT IS .....LIKE? Seperti apa.....?

- Rina : *What is Kukup beach like?*  
Farida : It is a beautiful beach with big waves. It is located in Gunungkidul regency, 40 kilometers to the south from Jogjakarta.
- Jenny : *What is your boss like?*  
Melly : Well, he is quite tall. He has yellow skin, with a dark moustache. He usually wears a nice suit and glasses.



## ENRICH YOUR VOCABULARY

### Perkaya Kosa Kata Anda

Read and Translate this text into Indonesian. Use a dictionary if (it is) necessary.

*Baca dan Terjemahkan bacaan ini ke dalam bahasa Indonesia.*

### A HERO FROM HOLLAND

Dennis Bergkamp has been one of Holland and Europe's most talented footballers in recent years. He was born in 1969 in Amsterdam and grew up there. People noticed very quickly there was something special about

---

him. The football academy of the Ajak Football Club took him on at the age of twelve and in 1986 he made his debut for the Ajak first team when he was just 17 years old. This was the start of Dennis' incredible career.

Dennis scored four goals which helped Ajak to win the European Cup winner's Cup in 1987. He was top scorer in Holland in 1990 and for the next two years. He was recognized as the best young player in Europe and in 1992 he was voted the Dutch Player of the Year for the second time. Dennis was also the top scorer in the European Championship in Denmark that same year.

In 1993 Dennis left Ajak and joined the Italian club Inter Milan. While he was playing with Inter, Dennis was a member of the Dutch team which reached the semi-finals at the World Cup in the USA in 1994. While in the USA he decided not to fly again and since then he was always traveled to matches by car, train, or boat, never by plane.

Dennis did not like the defensive style of Italian football so he moved to the English club Arsenal in 1995 for \$ 12,000,000. He became very successful and in May 1998 helped Arsenal to win both the FA Cup and Premier League championship. In July of the same year he was in the Dutch team to play in the World Cup in France. He scored a superb goal as Holland beat Argentina 2-1 in the quarter final. With this goal Dennis Bergkamp became the record scorer for his country.

\*Taken from **WORLD CLUB Book 3** by Michael Harris and David Mower, Pearson Education Limited, 2000



## **WRITING PRACTICE**

### **Praktek Menulis**

Write a descriptions of famous people such as public figures, celebrities, football/basketball players, singers, etc in Indonesia or *abroad* (di luar negeri) you know well.

**Follow the example:**

*Dennis Bergkamp has been one of Holland and Europe's most talented footballers in recent years. He was born in 1969 in Amsterdam and grew up there. People noticed very quickly there was something special about him. The football academy of the Ajak Football Club took him on at the age of twelve and in 1986 he made his debut for the Ajak first team when he was just 17 years old. This was the start of Dennis's incredible career.*



---

## Lesson - Eighteen

### How To Express Regret/ Sadness

---

Bagaimana Menyatakan Penyesalan/Kesedihan

*I'm sorry to hear that. Oh, I'm sad to hear the news.  
What a pity!*



#### **CONVERSATION Percakapan**

Read and Practice these conversations with your friend(s)  
*Bacalah dan Praktekkan percakapan ini dengan temanmu.*

- Febrianti : My mother is in hospital (di rumah sakit). She is going to have (akan menjalani) a kidney operation (operasi ginjal).
- You : Oh, I'm very very sorry to hear that (Oh, saya sedih mendengarnya).
- Valentina : I have lost (telah kehilangan) my wallet (dompetku) on the way to my campus (dalam perjalanan ke kampus).
- You : What a pity! (Kasihannya kamu!)



- Budiarjo : I *have split* (telah menumpahkan) ice cream on *my trousers* (celana panjangku).
- You : *That's a pity* (Kasihan).
- Harianto : What's the matter with you? (Ada apa denganmu?)
- You : My son *had an accident* (mengalami kecelakaan) this morning.
- Harianto : Oh, *I'm very very sorry* (saya sedih) to hear that, *I hope* (berharap) he will be *all right soon* (segera sembuh).
- Hamid : 10,000 *passangers* (penumpang) died in the train *accident* (kecelakaan kereta api) last night.
- You : I'm really sorry to hear that.



## LISTENING PRACTICE

### Praktek Mendengarkan

Listen to your teacher or your friend reading the conversations above and complete the conversations below.  
Dengarkanlah guru anda atau teman anda membacakan percakapan di atas dan lengkapi percakapan di bawah ini

1. Febrianti : My mother is in ..... (di rumah sakit). She *is going to have* (akan menjaiani) a *kidney operation* (operasi ginjal).
- You : Oh, *I'm very very sorry to hear that* (Oh, saya sedih mendengarnya).

- 
2. Valentina : I have ..... (telah kehilangan) *my wallet* (dompetku) *on the way to my campus* (dalam perjalanan ke kampus).  
 You : *What a pity!* (Kasihan kamu!)
3. Budiarjo : I ..... *split* (telah menumpahakan) *ice cream on my trousers* (celana panjangku).  
 You : *That's a pity* (Kasihan).
4. Harjanto : What's the ..... with you? (Ada apa denganmu?)  
 You : My son *had an* ..... *t* (mengalami kecelakaan) *this morning*.  
 Harjanto : Oh, *I'm very very sorry* (saya sedih) *to hear that. I hope* (berharap) *he will be all right soon* (segera sembuh).
5. Hamid : 10,000 passengers died in the train ..... last night.  
 You : I'm really sorry to hear that.




### **PAIR PRACTICE** **Praktek Berpasangan**

In pairs, practice asking and express sadness.

Follow the examples:

- Miranda : My house was burned out.  
 You : Oh, my God. I'm really sad to hear it.

Mr. Broto : I have lost my present job.  
 You : Oh, I'm very sorry to hear the news.

 **GRAMMAR UNDERSTANDING**  
**Pemahaman Tata Bahasa**

Look and Say (*Lihat dan Katakan*) the sentences below (*kalimat-kalimat di bawah ini*)!

PRONOUN/NOUN (Kata ganti/Kata benda)	HAVE / HAS + VERB (in Past Participle)
I	have been to Bali.
You and I	have come in a meeting.
We	have understood the case.
You	have arrived on time.
They	have already heard the news of the war.
Mr. Hartoko	has run a business since 1995.
He	has lived in Solo for 20 years.
Mellanie	has worked for Lippo Bank since 2001
She	has changed a lot.
Jakarta	has got many problems.
It	has started for three hours.

We call sentences in the table above **The Present Perfect Tense**. The bold typed words (**have been, have come, has lived, etc**) are called **The Present Perfect Tense**.

**The Present Perfect Tense** is used to *show that an action has been completed before the present time (This action has an effect on the present situation, but it not happening in the present.* The Present Perfect Tense is also used to *show that an activity or a state that has continued for a period of time from a point in the past until the present. The action is not completed; it is still continuing up to the present.*

I *have been* (telah pernah) to Bali.

---

You and I *have come* (telah datang) in a meeting.  
We *have understood* (telah memahami) your problem.  
You *have arrived* (telah tiba) on time.  
They *have heard* (telah mendengar) the news of the war.  
Mr. Hartoko *has run* (telah menjalankan) a business since 1995.  
He *has lived* (telah tinggal) in Solo for 20 years.  
Mellanie *has worked* (telah bekerja) for Lippo Bank since 2001.  
She *has changed* (telah berubah) a lot.  
Jakarta *has attracted* (telah menarik) villagers to go there.  
It *has taken place* (telah berlangsung) for three hours.

*Time Markers* (tanda waktu) that are usually used such as: *already* (telah), *not yet* (belum), *never* (tak pernah), *ever* (pernah), *just* (baru saja), *for* (selama), and *since* (sejak).



### **ENRICH YOUR VOCABULARY** **Perkaya Kosakata Anda**

Read and Translate this text into Indonesian. Use a dictionary if (it is) necessary.

*Baca dan Terjemahkan bacaan ini ke dalam bahasa Indonesia.*

### **OLDEST AMERICAN MAN DIES AT 113**

UNITED STATES: The oldest living American man died on Monday from heart failure. He was 113.

John McMorran, of Lakeland, considered coffee his elixir and quit cigars at age 97. He was born June 19, 1889, in a long cabin in Michigan. He was the fourth-oldest person in the world.

---

He briefly held the title of the nation's oldest person, but researches confirmed Mary Christian of San Pablo, California, was born June 12, 1889, according to the California-based Gerontology Research Group, a nonprofit collection of volunteer demographers.

The oldest person in the world is 115-year-old Kamato Hongo of Japan. She was born Sept. 16, 1887, according to the research group.

\*Taken from The Jakarta Post, February 26, 2003



## **WRITING PRACTICE**

### **Praktek Menulis**

Write sentences to express sadness, for example:

*I'm not quite well. My mother is in hospital (di rumah sakit). She is going to have (akan menjalani) a kidney operation (operasi ginjal). All of us are very sad to hear that.*



---

## Lesson - Nineteen

### How To Ask About Transportation

---

Bagaimana Menanyakan Tentang Transportasi

*Which bus goes to Pasar Senen? You can take a bus number 25. Jakarta, please. Single or Return?*



#### **CONVERSATION Percakapan**

Read and Practice these conversations with your friend(s)

*Bacalah dan Praktekkan percakapan ini dengan temanmu.*

- Mr. Albert : *Which bus goes (Bis mana yang menuju) to Pasar Senen?*
- You : *You can take (dapat naik) a bus number (bis nomor 25 or 27).*
- Ms. Grace : *Does this bus go to Soekarno-Hatta Airport?*
- You : *Yes, it does.*
- Rose : *Jakarta, please.*
- Clert : *Single or return, Madam? (Sekali jalan atau PP?)*
- Rose : *Single, please. How much?*

- 
- ❁
- Clerk : Rp. 290.000,00
- Yamamoto : *Could I have a taxi, please?* (Bisakah saya dapat taksi?)
- Indra : *Sure (Tentu). Call (Panggil) 545772 and the taxi will be there (siap di sana) in about ten minutes.*
- You : *Where are you going to?* (Mau ke mana?)
- Mr. Rolex : *To Glodok. How can I go there?* (Naik apa ke sana?)
- You : *You can take a bus with a number of 11 or a blue taxi.*
- Driver (Sopir) : *Where to?* (Ke mana?)
- Parmilla : *Malioboro Street, please.*
- Driver : *Fifty thousand rupiahs.*
- Parmilla : *All right (Baiklah).*

 **LISTENING PRACTICE**  
**Praktek Mendengarkan**

Listen to your teacher or your friend reading the conversations above and complete the conversations below.  
*Dengarkanlah guru anda atau teman anda membacakan percakapan di atas dan lengkapi percakapan di bawah ini*

1. Mr. Albert : *Which bus ... (Bis mana yang menuju) to Pasar Senen?*
- You : *You can take (dapat naik) a bus number (bis nomor) 25 or 27.*

- 
- ❧
2. Ms. Grace : ..... this bus go to Soekarno-Hatta Airport?  
 You : Yes, it does.
3. Rose : Jakarta, please.  
 Clert : *Single or return, Madam?* (Sekali jalan atau PP?)
4. Rose : Single, please. How much?  
 Clerk : Rp. 290.000,00
5. Yamamoto : *Could I ..... a taxi, please?* (Bisakah saya dapat taksi?)  
 Indra : *Sure* (Tentu). Call (Panggil) 545772 and the taxi *will be there* (siap di sana) in about ten minutes.
6. You : *Where are you going to?* (Mau ke mana?)  
 Mr.Rolex : To Glodok. .... *can I go there?* (Naik apa ke sana?)  
 You : You can .... a bus with a number of 11 or a blue taxi.
7. Driver (Sopir) : *Where to?* (Ke mana?)  
 Parmilla : Malioboro Street, please.  
 Driver : Fifty thousand rupiahs.  
 Parmilla : ..... (Baiklah).



**PAIR PRACTICE**  
**Praktek Berpasangan**

In pairs ask questions about the condition of transportation in your town.



✂

You : How is the transportation in your town?

Ika : Well, transportation in my town is very crowded especially in the rush hours (jam-jam sibuk) from 7:00 a.m. to noon.



### **GRAMMAR UNDERSTANDING** **Pemahaman Tata Bahasa**

Look and Say (*Lihat dan Katakan*) the sentences below (*kalimat-kalimat di bawah ini*)!

#### **QUESTIONS WITH BE / VERB USING WHICH:**

Yang mana...?

**WHICH** asks about the choice.

WHICH + NOUN	BE/VERB	SUBJECT?
Which bag	is	yours?
Which bus	will	Mine is black.
Which one	do	you take? Ramayana.
Which	do	you want? The long one.

#### **QUESTIONS WITH BE USING WHERE:**

Di mana/Ke mana?

**WHERE** asks about the place.

WHERE	BE	SUBJECT?
Where	are	you? At home.
Where	is	the key? Inside the bag.
Where	is	Malioboro Mall? On Jl. A Yani.
Where	are	you going? To the market.



## **ENRICH YOUR VOCABULARY** ***Perkaya Kosakata Anda***

Read and Translate this text into Indonesian. Use a dictionary if (it is) necessary.

*Baca dan Terjemahkan bacaan ini ke dalam bahasa Indonesia.*

### **EAST ASIA: GIANTS OF THE 21<sup>ST</sup> CENTURY**

Although Japan is the Pacific Rim's most developed country, East Asia and Southeast Asia are the world's fastest growing regions. China and the Four Tigers have a great cultural and commercial heritage. If China continues along the capitalist road, it could eventually threaten economic Japanese leadership later in the 21<sup>st</sup> century.

Countries like South Korea, which were impoverished three decades ago, now challenge the United States and Japan with exports of automobiles, television sets, ships, computers, and VCRs, and make Europe look positively anemic.

South Korea, Taiwan, Singapore and Hong Kong have revolutionized the theory of economic development by showing the world how to skip over much of the industrialization phase and plunge right into the information economy. They are expected to continue growing in the 1990s at annual rates ranging from 7 to 10 percent, compared with about a 3 per cent growth for the United States.

The economies of the Four Tigers were initially built on cheap labor, but today they are turning to high-end computers and other complex tasks at which the United States and Japan were dominant. New growth areas like

---

Thailand, Malaysia, Indonesia, and the Philippines, which have lower labor costs, will take over the low-end economic tasks. Indeed Thailand and Malaysia are already exporting some high-tech goods.

\*Taken from MEGA TRENDS 2000  
by John Naisbitt and Patricia Aburdene, Pan Books Ltd, London, 1990

 **WRITING PRACTICE**  
**Praktek Menulis**

Describe the transportation problem in your region.

**Follow the example:**

*In a big city transportation can be a big problem too, for example: .....*



---

## Lesson - Twenty

# How To Express Agreement and Disagreement

---

Menyatakan Setuju dan Tidak Setuju

*I agree. I don't agree. I agree completely. That's what I think. That's true. That's not true. I don't think so.*



### **CONVERSATION Percakapan**

Read and Practice these conversations with your friend(s)  
*Bacalah dan Praktekkan percakapan ini dengan temanmu.*

Situmorang : Corruption, Collusion, and Nepotism are the *main causes* (penyebab utama) of our *country's bankruptcy* (kebangkrutan bangsa).


Rico : I *completely agree* (sangat setuju) with you.

Saefullah : *Inflation* (inflasi) is the *main problem* (masalah utama) of our economy.

Umar : I *don't agree* (tak sependapat/tak setuju) *at all* (sama sekali).



- In my opinion* (Menurut pendapat saya), our economy will *recover* (bangkit kembali) *if there are no* (jika tak ada) *corruption, collusion, and nepotism.*
- Widyaningrum : *The decision of the government* (Keputusan pemerintah) *to rise* (menaikkan) *fuel prices is good to better* (untuk memperbaiki) *our economic condition.*
- Karlina : I *support* (mendukung) the government's decision because the price of our *fuels* (BBM) is *still low* (masih rendah) *compared with* (dibandingkan dengan) that of *ASEAN countries* (Negara-negara ASEAN).
- Jamal : *That's a good point* (Itu keputusan bagus). *But* (Tetapi) I *disagree with* (tak setuju dengan) *that decree* (keputusan itu) because it *makes poor people* (membuat orang-orang miskin) *suffer from it* (menderita karenanya).
- Mayasari : The music show *finishes* (berakhir) at *11.00 p.m.* (pukul 11 malam).
- Robby : No. That's not true (Itu tak benar). It finishes at 10.00 p.m.
- Mr. Burhanuddin : *Unemployment* (Pengangguran)

- 
- 
- Sahara : *needs* (memerlukan) *serious attention* (perhatian khusus) from the *Minister of Man Power* (Menteri Tenaga Kerja).
- Pagunaldi : *Yes. I'm in complete with you.* (saya sangat setuju dengan Anda).
- Herman : *To enter* (masuk) a *public university* (PTN) is difficult, *let alone* (apalagi) *to get a job* (memperoleh pekerjaan) today is very difficult.
- Carolina : *Yes. You are right. Today's life* (hidup saat ini) is *very hard* (sangat susah).
- You : The seminar finishes at eleven o'clock.
- Darmono : *No. You are wrong* (Kamu salah). The committee (panitia) told me (*memberi tahu aku*) at ten.
- Fauzi : *The basic problem* (masalah mendasar) of our country is from corruption.
- Mahfud : *That's just what I think* (Itu yang baru saja aku pikirkan)
- Mahfud : *Democraton needs costs* (biaya), *for example* (misalnya): *direct presidential election* (pemilihan presiden langsung) needs much money.

- 
- ✂
- Hanafi : I agree completely (sangat setuju).
- Dr. Rizal : The government should *improve* (meningkatkan) the *teachers' welfare* (kesejahteraan guru) because it is *difficult for* (sukar bagi) the teachers to teach well if they still have much problems with their *family expenses* (pengeluaran biaya rumah tangga).
- Nurdin : *In my opinion* (menurutku) you are right. Teachers *play an important role* (memainkan peran penting) in *building this nation* (membangun bangsa).
- Nia : Television is *not suitable for* (tidak cocok untuk) children under 12 years.
- Meggy : *Oh, I don't agree* (tidak setuju). *Not all* (Tak semua) TV programs *are bad* (buruk) for the children.
- Rosalina : Smoking can *damage our lungs* (merusak paru-paru). It can *kill* (membunuh) the *smokers* (perokok).
- Erik : *I don't think so* (Saya kira tidak juga). I think Smoking is good *to warm* (menghangatkan) *our brain* (otak kita).
- Rosalina : I think you are *crazy* (gila).



## LISTENING PRACTICE

### Praktek Mendengarkan

Listen to your teacher or your friend reading the conversations above and complete the conversations below. *Dengarkanlah guru anda atau teman anda membacakan percakapan di atas dan lengkapilah percakapan di bawah ini:*

- Situmorang : Corruption, Collusion, and Nepotism are the .....causes (penyebab utama) of our country's bankruptcy (kebangkrutan bangsa).

Rico : I ..... (sangat setuju) with you.
- Saefullah : Inflation (inflasi) is the main problem (masalah utama) of our .....

Umar : I don't agree (tak sependapat/ tak setuju) at all (sama sekali). In my opinion (Menurut pendapat saya), our economy will ..... (bangkit kembali) if there are no (jika tak ada) corruption, collusion, and nepotism..
- Widyaningrum: The ..... of the government (Keputusan pemerintah) to rise (menaikan) fuel prices is good to better (untuk memperbaiki) our economic condition.

Karlina : I support (mendukung) the government's decision because



- the price of our *fuels* (BBM) is *still low* (masih rendah) *compared with* (dibandingkan dengan) that of *ASEAN countries* (Negara-negara ASEAN).
- Jamal : *That's a ..... point* (Itu keputusan bagus). *But* (Tetapi) *I disagree with* (tak setuju dengan) *that decree* (keputusan itu) because it *makes poor people* (membuat orang-orang miskin) *suffer from it* (menderita karenanya).
4. Mayasari : The music ..... *finishes* (berakhir) at *11.00 p.m.* (pukul 11 malam).
- Robby : No. *That's not true* (Itu tak benar). It finishes at *10.00 p.m.*
5. Mr. Burhanuddin: *Unemployment* (Pengangguran) *needs* (memerlukan) ..... *attention* (perhatian khusus) from the *Minister of Man Power* (Menteri Tenaga Kerja).
- Sahara : Yes. *I'm in complete with you.* (saya sangat setuju dengan Anda).
6. Marcellina : *To enter* (masuk) *a public* ..... (PTN) *is difficult, let alone* (apalagi) *to get a job* (memperoleh pekerjaan) today is very difficult.

- 
- Herman : Yes. You are right. *Today's life* (hidup saat ini) is *very hard* (sangat susah).
- Carolina : The seminar finishes at eleven o'clock.
- You : No. *You are wrong* (Kamu salah). The committee (panitia) told me (*memberi tahu aku*) at ten.
- Darmono : *The basic problem* (masalah mendasar) of our country is from corruption.
- Fauzi : *That's just what I think* (Itu yang baru saja aku pikirkan)
- Mahfud : Democration needs *costs* (biaya), *for example* (misalnya): *direct presidential election* (pemilihan presiden langsung) needs much money.
- Hanafi : I *agree completely* (sangat setuju).
- Dr. Rizal : The government should *improve* (meningkatkan) the *teachers' welfare* (kesejahteraan guru) because it is *difficult for* (sukar bagi) the teachers to teach well if they still have much problems with their *family expenses* (pengeluaran biaya rumah tangga).
- Nurdin : *In my opinion* (menurutku) you are right. Teachers *play an im-*



- portant role* (memainkan peran penting) in *building this nation* (membangun bangsa).
- Nia : Television is *not suitable for* (tidak cocok untuk) children under 12 years.
- Meggy : *Oh, I don't agree* (tidak setuju). *Not all* (Tak semua) TV programs *are bad* (buruk) for the children.
- Rosalina : Smoking can *damage our lungs* (merusak paru-paru). It can *kill* (membunuh) the *smokers* (perokok).
- Erik : *I don't think so* (Saya kira tidak juga). I think smoking is good *to warm* (menghangatkan) *our brain* (otak kita).
- Rosalina : I think you are *crazy* (gila).



### **PAIR PRACTICE** **Praktek Berpasangan**

In pairs, ask your friends whether they agree or not.

- You : Do you agree that today's life is harder than yesterday's life?
- Krisna : Yes, I do.
- Diana : Is it right that we can get a job without applying for it?
- You : I absolutely disagree, of course.



Today competition is getting tighter.



## **GRAMMAR UNDERSTANDING** **Pemahaman Tata Bahasa**

Look and Say (*Lihat dan Katakan*) the sentences below (*kalimat-kalimat di bawah ini*)!

### **POSSESSIVE NOUNS**

To show (untuk menunjukkan) that a person *posses* (memiliki) something, we just *add* (hanya menambahkan) an apostrophe (') and (s) to a *singular noun* (kata benda tunggal). Kita menggunakan:

... ('s) for people (orang), animal (binatang), or time words.

... 's untuk orang (person) atau binatang (animal).

Contoh:

This is Arie's house (rumahnya Arie).

Retno's father (ayah Retno) is a cop (polisi).

She is Mr. Smith's wife (istrinya Pak Smith).

Tommy is Anita's husband (Suaminya Anita).

The student's book (buku siswa) is blue.

Where were you last Sunday? At Lucia's (di rumah Lucia) in Jogjakarta.

Miranda's voice is more beautiful than Maria's (suara Maria).

My cow's body (tubuh kerbauku) is bigger and bigger.

... 's tanpa kata benda (noun).

Contoh:

Whose car is it? Hardy's (Mobilnya Hardy).



That is Nugi's (miliknya Nugi).

My hair is longer than Ann's (rambutnya Ann).

**... 's dengan tempat-tempat.**

Contoh:

The town's people (orang-orang kota).

The world's population (penduduk dunia).

The city's theatre

**... 's dengan lebih dari satu benda.**

Contoh:

Jeremy and Natalia's wedding

Mr. and Mrs. Shinta's house

**... 's dengan time words (misal yesterday, today, dll)**

Contoh:

Today's meeting will be attended by Mr. President.

Read yesterday's newspaper

**... ' saja pada akhir kata benda jamak (plural noun) atau setelah(s).**

Contoh:

My friends' cars (mobil teman-temanku) are made in Japan.

Mr. Richard and Mrs. Grace are my teachers' names (nama-nama guruku).

The students' motorcycles (sepeda motor murid-murid) are black and blue.

**... "of" untuk benda (things).**

Contoh:

The door of the house

The beginning of the film

The title of the film



The capital of Australia  
The Bank of Switzerland  
The back of the car

**"of" atau ...'s untuk organisasi atau kelompok orang.**

Contoh:

The failure of the company atau the company's failure.

The problems of the government atau the government's problems

The success of the company atau the company's success

**....'s (apostrophe s) dan...of....**

Untuk menunjukkan bahwa seseorang memiliki sesuatu, kita bisa menambahkan 's (apostrophe s) pada kata benda.

**... 's untuk orang (person) atau binatang (animal).**

Contoh:

This is Arie's house (rumahnya Arie).

Retno's father (ayah Retno) is a cop (polisi).

She is Mr. Smith's wife (istrinya Pak Smith).

Tommy is Anita's husband (Suaminya Anita).

The student's book (buku siswa) is blue.

Where were you last Sunday? At Lucia's (di rumah Lucia) in Jogjakarta.

Miranda's voice is more beautiful than Maria's (suara Maria).

My cow's body (tubuh kerbauku) is bigger and bigger.

---

**We can also use ('s) without (tanpa) a noun, for example:**

Whose car is it? *Hardy's* (Mobilnya Hardy).  
That is *Nugi's* (miliknya Nugi).

**We can also use ...'s with places (tempat-tempat), for example:**

*The town's people* (orang-orang kota).  
*The world's population* (penduduk dunia).

**We just add an apostrophe (') at the end of a plural noun (kata benda jamak) after the (s), for examples:**  
*My friends' cars* (mobil teman-temanku) are made in Japan.

Mr. Richard and Mrs. Grace are *my teachers' names* (nama-nama guruku).

The students' *motorcycles* (sepeda motor murid-murid) are black and blue.

**We use "of" for things, places, or organizations, but we can use ('s) or "of" alternatively when the first noun is an organization, for examples:**

The title of the film

The capital of Australia

The Bank of Switzerland

The failure of the company or *the company's failure*.

The problems of the government or *the government's problems*.



---

**ENRICH YOUR VOCABULARY**  
**Perkaya Kosakata Anda**

Read and Translate this text into Indonesian. Use a dictionary if (it is) necessary.

*Baca dan Terjemahkan bacaan ini ke dalam bahasa Indonesia.*

Dear Dr. Oaki,

My name is Yumi. I'm a 19-year old college student. Something terrible is happening and I don't know what to do. Please help me.

My father is dying. According to his doctor, he has only three more months to live. He has stomach cancer, which has now spread to other parts of his body. Because the cancer has spread, it's too late for an operation. The doctor says there is nothing we can do.

I am heartbroken. But what is more painful to me is that my father does not know about his disease. His doctor told him that he has an ulcer. My mother is trying to hide the fact as well. They are both lying to him.

I think they are wrong. I think my father has the right to know about his disease. He should be informed. But when I told my mother that we should tell my father the truth, her eyes filled with tears. She said, "I don't think so, Yumi. If we tell him that he is going to die soon, he will be so shocked, depressed and upset that it might even shorten his life. We should not take hope away from him."

I understand that. However, I still think my father should know what's happening to him. It's his body. It's his life. Of course he would be shocked at first. But I'm sure he has things he would like to do before he dies, and he should be able to use whatever time he has left.



---

What do you think should I do? Should I persuade my mother to change her mind? Should I talk to the doctor? If they don't change their minds, should I tell my father? Or is my mother right after all? Please, please help me what to do. I love my father very much and I want to do my right thing.

Sincerely,

Yumi Sato

 **WRITING PRACTICE**  
**Praktek Menulis**

Write a short conversation about agreement and disagreement.

- Situmorang* : *Corruption, Collusion, and Nepotism are the main causes of our country's bankruptcy.*
- Rico* : *I completely agree with you.*
- Saefullah* : *Inflation is the main problem of our economy.*
- Umar* : *I don't agree at all. In my opinion, our economy will recover if there are no corruption, collusion, and nepotism.*

---

Lesson - Twenty One

## How To Talk About Something Happened in The Past

---

Bagaimana Menanyakan Tentang Sesuatu Yang  
Terjadi di Masa Lalu

*Where were you on June 15? I visited my uncle in Solo.  
What happened? What time did you go out? I went out at  
10:05*



### **CONVERSATION Percakapan**

Read and Practice these conversations with your friend(s)  
*Bacalah dan Praktekkan percakapan ini dengan temanmu.*

- Policeman : *Where were you on June 15<sup>th</sup>? (Di mana Anda tgl 15 Juni?)*
- Subali : *I was in Solo.*
- Policeman : *What did you do there?*
- Subali : *I visited (mengunjungi) my grandfather (kakek). I went shopping (berbelanja) at Klewer Market.*
- Policeman : *What time did you go out from (keluar dari) the market?*

- 
- Subali : I *forgot* (lupa). I *thought* (kira) it was *about* at 3 p.m.
- Policeman : Did you go to Solo by bus or by motorcycle?
- Subali : I *went there* (pergi ke sana) by bus.
- Policeman : *What happened* (apa yang terjadi) when you got into the market?
- Subali : *There were* (ada) a lot of tourists from Australia.
- Policeman : Were they *speaking English* (bicara bahasa Inggris) or Indonesian?
- Subali : They were speaking English.
- Policeman : Did the tourists *buy* (membeli) some batik *before leaving* (sebelum meninggalkan) the market?
- Subali : I didn't know *exactly* (dengan pasti).
- Policeman : Thank you, Mr. Subali.



### **LISTENING PRACTICE** **Praktek Mendengarkan**

Listen to your teacher or your friend reading the conversations above and complete the conversations below.  
*Dengarkanlah guru anda atau teman anda membacakan percakapan di atas dan lengkapilah percakapan di bawah ini*

1. Policeman : *Where were you ..... June 15<sup>th</sup>?*  
(Di mana Anda tgl 15 Juni?)

- 
- ❦
- Subali : I *was* in Solo.
2. Policeman : What did you do there?
- Subali : I .....(mengunjungi) my *grandfather* (kakek). I *went shopping* (berbelanja) at Klewer Market.
3. Policeman : What .....did you *go out from* (keluar dari) the market?
- Subali : I *forgot* (lupa). I *thought* (kira) it was ..... at 3 p.m.
4. Policeman : Did you go to Solo ..... bus or by motorcycle?
- Subali : I *went there* (pergi ke sana) by bus.
5. Policeman : *What happened* (apa yang terjadi) ..... you got into the market?
- Subali : *There were* (ada) a lot of tourists from Australia.
6. Policeman : Were they *speaking* ..... (bicara bahasa Inggris) or Indonesian?
- Subali : They were speaking English.
7. Policeman : Did the ..... *buy* (membeli) some batik *before leaving* (sebelum meninggalkan) the market?
- Subali : I didn't know ..... (dengan pasti).
- Policeman : Thank you, Mr. Subali.



## PAIR PRACTICE

### Praktek Berpasangan

In pairs, tell your friends about what happened in the past.

Follow the example:

Yesterday JW Marriot Hotel in South Jakarta was bombed by terrorists. Akbar Tanjung, Chairman of the House of Representatives, at the spot, told us that the terrorists were really in front of us. So we had to be alert.



## GRAMMAR UNDERSTANDING

### Pemahaman Tata Bahasa

Do you still remember what The Simple Past Tense is?

Good. Let's look and read again the meaning and usage of this tense.

PRONOUN (Kata ganti)	BE (is, am, are)	NOUN PHRASE (Kelompok kata benda)
I (saya)	was	a student then.
We (Kami/Kita)	were	actors.
You (Kamu/Anda)	were	a lawyer.
They (Mereka)	were	nurses.
He (Dia, misal: Tommy)	was	an ITB student.
She (Dia misal: Susan)	was	an actress.
It (Ia misal: Jakarta)	was	a city of legend.

---

We call sentences in the table above **The Simple Past Tense**. The bold typed words (**was, were**) are called The Simple Past Tense of The Verb "To Be".

All sentences above are in **POSITIVE SENTENCES** (Kalimat Positif). They have **was** or **were** in them, for example:

I **was** absent yesterday.

We **were** young then.

You **were** fat at that time.

They **were** creative.

He **was** at home last night.

She **was** a nurse for twenty years.

It **was** dark here.

You *can conclude* (dapat menyimpulkan) that:

- **Was** is used with *I, He, She, It* and other singular subjects in the third person.
- **Were** is used with *You, We, They*, and other plural subjects.

In making **NEGATIVE SENTENCES** (Kalimat Negatif), insert (selipkan) **not** after the first form of the verb of *To Be*, for example:

I **was not** a teacher.

We/You/They/The students **were not** tired of reading books.

Mr.President/Miranda/Dr.Rizal/He/She/It **was not** in the office.

In order to make **INTERROGATIVE SENTENCES** (Kalimat Tanya) insert **was** or **were** in the beginning of the sentence and ended with a question mark (?), for example:



*Was* (Apakah) Mr.President/Miranda/Dr.Rizal/I/  
He/She/It *in the office*?

*Were* (Apakah) we/you/they/the students tired of  
reading books?

The **Simple Past Tense** is used to describe ONE COMPLETED ACTION in the past. It can be also used to tell about events or stories that happen quickly, one right after the other, completed actions in the past. So, we use The Simple Past tense when the time is definite.

The **Simple Past Tense** is formed by using the second form of the verb (*Regular Verb or Irregular Verbs*=Kata Kerja Beraturan atau Tidak Beraturan). In the Simple Tense, the second form of the verb is used with subjects of all *persons* and *numbers* in POSITIVE SENTENCES (Kalimat positif), for example:

I /We/You/They/The students *went* to Jakarta.  
Mr.President/Miranda/Dr.Rizal/He/She/It *worked*  
hard.

In making NEGATIVE SENTENCES (Kalimat Negatif), **did not (didn't)** is inserted (diselipkan) before the verb *which is changed into* (yang diubah menjadi) the *first form or stem* (kata dasar), for example:

I /We/You/They/The students *did not (didn't= tidak)*  
*go* to Jakarta.  
Mr.President/Miranda/Dr.Rizal/He/She/It *did not*  
*(didn't= tidak) work* hard.

In order to make INTERROGATIVE SENTENCES (Kalimat Tanya) insert **did** in the beginning of the sentence and then change the verb into the first form or stem and ended with a question mark (?), for example:



*Did* (Apakah) I /We/You/They/The students go to Jakarta?

*Did* (Apakah) Mr.President/Miranda/Dr.Rizal/He/She/It *work* hard?

The rules for making The Simple Past Tense of Regular Verbs are:

- add **-ed** to the most of the verbs, for example: *ask-asked, stay-stayed, answer-answered*, etc.
- add **-ed** if the verbs end in **-e**, for example: *arrive-arrived, change-changed, waste-wasted*, etc.
- add **-ed** if the verbs end in **a consonant + y**, then change the **y** to **-i**, and then add **-ed**, for example: *study-studied, cry-cried, try-tried*, etc.
- for some verbs, add **-ed** if the verbs end in **one vowel + one consonant**, then *repeat* (ulangi) the consonant, then add **-ed**, for example: *stop-stopped, prefer-preferred*, etc.

**BUT** (Tetapi) The Irregular Verbs, for example: *buy-bought, come-came, drink-drank*, etc. For a complete list of irregular verbs, see the table at the back of the book.

**Time Markers** such as: *yesterday (kemarin), yesterday morning, yesterday afternoon, yesterday evening, last week (minggu lalu), last month, last years, ago (yang lalu)*, *three days ago, two weeks ago, five months ago* are often used.

**For stories**, the time markers of chronological sequence tell the order of actions like: *first, second, third, before, after, then, next, and finally*.

**Example 1:**

Mr. Jono was still a colonel at that time. I was born in 1975. That was the end of the film. *There was* (ada) a fire



yesterday. Last night a lot of people were here. They were on duty.

I was 17 then. You were 18 and she was 16. We were at the same class. We were very happy and very close.

I am in class today, but I was in class yesterday too.

We are happy now, but we were not happy yesterday.

Mr. Ali was in the office today, but he was not in the office last week. I am present now, but I was absent yesterday.

Now Look and Say the sentences in the table below:

Subject	Verb Phrase (Kelompok Kata Kerja)
I	<u>gave</u> you a chance.
We	<u>helped</u> the poor.
You	<u>told</u> me that <u>was</u> not true.
They	<u>came</u> to the meeting last week.
Mr. President	<u>arrived</u> in the USA on Sunday.
He	<u>was born</u> in 1985.
Miranda	<u>graduated</u> from Harvard University in 1997.
She	<u>did</u> not go to school yesterday.
It	<u>rained</u> heavily last night.

The Simple Past Tense of The Verb "Give" has one form, that is GAVE and The Simple Past Tense of The Verb HELP is HELPED.

Read more examples below. The *underlined verbs* (kata kerja yang digarisbawahi) are called The Simple Past Tense.



---

*6*

---

## **ENRICH YOUR VOCABULARY**

### **Perkaya Kosa Kata Anda**

Read and Translate this text into Indonesian. Use a dictionary if (it is) necessary.

*Baca dan Terjemahkan bacaan ini ke dalam bahasa Indonesia.*

### **THE INCAS**

500 years ago, there was a great empire in the high Andes mountains of South America. The city of Cuzco was the centre of this Inca Empire. In Cuzco, the great Inca rulers built roads and conquered other peoples around them.

The Inca ruler was called 'Son of the Sun'. He was the leader of the army. The soldiers used short wooden clubs for fighting. The Inca noblemen had spears and bright helmets.

Lamas were very important for the Incas. These animals carried loads on the mountain roads and provided wool for clothes and blankets. The Incas did not write, but they counted and kept records using a quipu- a bundle of knotted strings. The Inca Empire ended very suddenly when soldiers from Spain arrived. Today we can still see the ruined city of Machu Picchu, high up in the mountains. And in parts of Peru, we can still hear the language of the Incas.

\*Taken from WORLD ENGLISH Book 1 by Michael Harris and David Mower, Pearson Education Limited, Essex, England, 2000



## **WRITING PRACTICE**

### **Praktek Menulis**

Write a description about what happened in the past.

**Follow the example:**

*Once upon a time (dulu) there was a poor man living in the jungle with his wife and his two children. His name was Thomas Hardy. Though he was poor, but he was very happy.*

*Onenight.....*



---

Lesson - Twenty Two

## How To Describe Abilities/ Skills

---

Bagaimana Menjelaskan Kemampuan/Ketrampilan

*How many languages do you speak? Can you speak  
Arabic? Are you good at Mathematics?*



### **CONVERSATION Percakapan**

Read and Practice these conversations with your friend(s)  
*Bacalah dan Praktekkan percakapan ini dengan temanmu.*

- Miranda : *How many languages* (Berapa banyak bahasa) *do you speak?*
- Linda : *I speak* (bicara) *three languages.* They are English, German and *Arabic* (bahasa Arab). What about you?
- Miranda : *Two languages,* English and *Chinese* (bahasa Cina).
- Hermansyah : *Are you good at* (pandai) *Mathematics and Physics* (Fisika)?
- Leila : *Yes, I am. I learn Maths* (Matematika) *and Physics everyday.*

- 
- Sandro : *Can you drive a car?* (Bisa menyetir mobil?)
- Warnoto : *Of course* (Tentu).
- Imelda : *How well do you speak English?* (Seberapa bagus anda bisa bahasa Inggris?)
- Herningtyas : *Quite well* (Cukup bagus).
- Santoso : *Can you operate* (mengoperasikan) *computer?*
- Bettaria : *Why not?* (Kenapa tidak?)
- Samuel : *Can you play* (Bisa main) *basketball?*
- Johanes : *Yes, I can. I have joined* (telah mengikuti) *many basketball tournaments this year* (tahun ini).
- Damayanti : *I'm looking for* (sedang mencari) *a job.*
- Mr. Azhar : *Good. What skills do you have* (punya ketrampilan apa)?
- Damayanti : *Well, I can speak* (bisa bicara) *English and German. I can operate MS Word, MS Excell, Photo Shops, Corel Draw, and I can drive a car.*
- Mr. Azhar : *What was your last job?*
- Damayanti : *I was a TV reporter.*
- Mr. Azhar : *Do you want to fill out* (mengisi) *an application form* (blanko)

---

❧

lamaran)?

Damayanti : Yes, thanks.  
 Manager : So, you are *interested in* (tertarik) hand phones *maintenance* (perawatan).

David : Yes, I am.  
 Manager : *That's great* (bagus). We need several hand phones *assistants* (pembantu) right now. What kind of experience do you have?

David : Well, in Jakarta I was a mechanic in Graha NOKIA Office.  
 Manager : Do you have experience as a hand phone marketing?

David : Well, *not really* (tidak juga), but I *had worked for* (telah bekerja pada) Siemens and Samsung for two years. And I am a good worker.

Manager : *Excellent* (bagus). Can you come for an interview tomorrow?

David : Sure.

 **LISTENING PRACTICE**  
**Praktek Mendengarkan**

Listen to your teacher or your friend reading the conversations above and complete the conversations below. *Dengarkanlah guru anda atau teman anda membacakan percakapan di atas dan lengkapilah percakapan di bawah ini*

1. Miranda : *How .....languages* (Berapa

- 
- ❧
- Linda : banyak bahasa) do you speak?  
: I .....(bicara) three languages. They are English, German and *Arabic* (bahasa Arab).  
What about you?
- Miranda : Two languages, English and *Chinese* (bahasa Cina).
2. Hermansyah : Are you ..... *at* (pandai) Mathematics and *Physics* (Fisika)?
- Leila : Yes, I am. I learn *Maths* (Matematika) and Physics everyday.
3. Sandro : *Can you* ..... *a car*? (Bisa menyetir mobil?)
- Warnoto : *Of course* (Tentu).
4. Imelda : ..... *well do you speak English*? (Seberapa bagus anda bisa bahasa Inggris?)
- Herningtyas : *Quite well* (Cukup bagus).
5. Santoso : ..... *you operate* (mengoperasikan)computer?
- Bettaria : *Why not?* (Kenapa tidak?)



### **PAIR PRACTICE** **Praktek Berpasangan**

In pairs, ask your friends about his or her abilities or skills.

- Miranda : How many languages do you speak?

- 
- Linda : I speak three languages. They are English, German and Arabic. What about you?
- Miranda : Two languages, English and.
- Hermansyah : Are you good at Mathematics and Physics?
- Leila : Yes, I am. I learn Maths and Physics everyday.
- Sandro : Can you drive a car?
- Warnoto : Of course.



## **GRAMMAR UNDERSTANDING**

### **Pemahaman Tata Bahasa**

#### **USING OF MODAL AUXILIARY** (Kata Kerja Bantu Modal)

CAN-COULD, MAY-MIGHT, MUST-HAVE/HAS TO/HAD TO, SHALL-SHOULD, WILL-WOULD, OUGHT TO are followed by + Verb-1/Stem/Infinitive.

CAN-COULD + the Stem or Simple Form of a Verb or Verb-1 expresses *ability* (kemampuan), *possibility* (kemungkinan), and *permission* (izin) and a *polite request* (permohonan sopan).

#### **Contoh:**

I can (dapat) speak English. Marcellina can speak Japanese. Can you speak Arabic? Yes, I can. Ratna can speak Dutch but I can't speak it. Thomas is a strong boy. He can (mungkin dapat) move that big stone. You can (boleh) stay here until tomorrow.



---

Can (Dapatkah) you show me the way to the Garuda Hotel? Sure. Could (Sudikah/Dapatkah) you please help me?

**MAY-MIGHT** + *the Stem or Simple Form of a Verb Or Verb-1* expresses *possibility* (kemungkinan), and permission (izin).

**Contoh:**

At 3 p.m. she may (mungkin) be at home. It is cloudy. It may rain tonight. Anita and Dessy may come late. You may (boleh) go home now. May (Bolehkah) I enter the next room? That's all right.

**MUST-HAD TO** + *the Stem or Simple Form of a Verb Or Verb-1* expresses *necessity* (keharusan).

**Contoh:**

Sorry, I *must be off* (harus berangkat). I *must* (harus) come to the meeting. You *must not* (jangan/dilarang) be late if you want to keep your job. We *must do it now*. Tomorrow I am going to take an exam. I *must study hard*. I *have to study tonight*. I *have to talk* (harus bicara) to her before leaving for Jakarta. Nita *has to attend* (harus menghadiri) the party today. There was no bus last night. I *had to walk on foot* (harus berjalan kaki).

**SHALL** + *the Stem or Simple Form of a Verb Or Verb-1* sometimes used with **I** and **We** to express the future tense.

**Contoh:**

I/ We *shall* (akan) be home tomorrow. I shall have completed my report by Saturday.

---

In questions, **Shall** is used to make a **suggestion**.

**Contoh:**

It's very hot here. Shall I open the window? Is that okay with you? Shall we have lunch now? I'm very hungry.

**SHOULD** + *the Stem or Simple Form of a Verb Or Verb-1* expresses a *suggestion or advice* (saran). It has the moral duty to do something.

**Contoh:**

You look so tired. You *should* (sebaiknya / seyogyanya) take a rest. I'm dizzy. You should see a doctor.

**WILL** + *the Stem or Simple Form of a Verb Or Verb-1* expresses a future *plan* (rencana) , *willingness* (kemauan) , or make a *prediction* (prakiraan).

**Contoh:**

Susanna *will* (akan) go to Surabaya tomorrow. I *will* (mau) help you. I know you have a lot of problems. Thomas *will pass* (akan lulus) his exam because he studies hard day and night.

**WOULD**+ *the Stem or Simple Form of a Verb Or Verb-1* expresses a *polite request* (permohonan sopan).

**Contoh:**

*Would* (Sudikah/Maukah) you please open the door?  
Would you mind *turning down* (mengecilkan volume) the TV?

**OUGHT TO** + *the Stem or Simple Form of a Verb Or Verb-*

---

It expresses a *suggestion or advice* (saran). It has the moral duty to do something.

**Contoh:**

You *ought to look after* (sebaiknya / seyogyanya) a merawat) your children well.

That man *ought to be punished* (dihukum).

**BE ABLE TO + the Stem or Simple Form of a Verb or Verb-1** is *similar to* (sama dengan) **CAN** to express *ability*.

**Contoh:**

I hope I *will be able to* come (mampu/dapat datang) to your house soon. I think Fahmi *is able to find* (mampu/dapat menemukan) a way out. When I was a child I was able to move this cupboard.

**USED TO + the Stem or Simple Form of a Verb or Verb-1** expresses a past situation.

**Contoh:**

I *used to* (dulu) live with my parents in a village.

Ramli *used to* smoke, but he doesn't smoke anymore now.

**BE USED TO and ACCUSTOMED TO (+ Noun or Verb-ing)** are used to express a *habitual past or custom* (kebiasaan di masa lalu).

**Contoh:**

I am from Yogyakarta. I am *used to* (biasa) hot weather. I *am accustomed to* (biasa) hot weather. We are *used to* (biasa)

---

speaking English on Wednesdays. We are accustomed to speaking English on Wednesdays.



## **ENRICH YOUR VOCABULARY** **Perkaya Kosakata Anda**

Read and Translate this text into Indonesian. Use a dictionary if (it is) necessary.

*Baca dan Terjemahkan bacaan ini ke dalam bahasa Indonesia.*

### **HOW MEMORY WORKS**

**by Geoffrey Cowley and Anne Underwood**

Forgetfulness is America's latest health obsession. How much is normal? Can we do anything about it? An explosion of new research offers reassuring insights.

Stan Field knows what age can do to a person's memory and he's not taking any chances with his. He chooses his food carefully and gets a plenty of vigorous exercise. He also avoids stress, soda pop, and cigarette smoke. But that's just for starters. At breakfast each morning, the 69-year old chemical engineer downs a plateful of pills in the hope of boosting his brainpower. He starts with deprenyl and piracetam-drugs that are normally used to treat diseases like Parkinson's but that casual users can get from overseas sources- and moves on to a series of amino acids (glutamine, phenylalanine, tyrosine). Then he takes several multivitamins, some ginkgo biloba (a plant extract) , 1,000 units of vitamin E and, for good measure, a stiff shot of cod-liver oil.

To scientists who study the brain, the wonder is that we retain as much as we do. As Harvard psychologist

---

Daniel Schacter observes in his 1996 book, "Searching for Memory," the simple act of meeting a friend for lunch requires a vast store of memory—a compendium of words, sounds, and grammatical rules; a record of friend's appearance and manner; a catalog of restaurants; a mental map to get you to one, and so on.

How do we manage so much information? Brains are different from computers, but the analogy can be helpful. Like the PC on your desk, your memory is equipped with two basic types of memory: "working memory" for juggling information in the present moment, and long-term memory for storing it over extended periods. Contrary to popular wisdom, our brains don't record everything that happens to us and then bury it until a hypnotist or a therapist help us dredge it up. Most of what we perceive hovers briefly in working memory, a mental play space akin to a computer's RAM (or random access memory), then simply evaporates. Working memory enables you to perform simple calculations in your head or retain phone numbers long enough to dial them. And like RAM, it lets you analyze and invent things without creating a lasting record.

*\*Simplified from HOW MEMORY WORKS, TIME The International Magazine, June 15, 1998 by Geoffrey Cowley and Anne Underwood*

## **WRITING PRACTICE** **Praktek Menulis**

Tell us about your abilities or skills. Follow the example:

*I can speak English, Chinese, and Japanese. I can operate computer and heavy machines. I can....*

*I can drive a car. I can also repair or fix my car if there is a problem. I can....*

---

✂

## Lesson - Twenty Three

# How To Talk About Films and Books

---

Bagaimana Membicarakan Tentang Films dan Buku

*What film do you like to watch? What sort of book do you read? It is a war film. It is a film about Adventure.*



### **CONVERSATION Percakapan**

Read and Practice these conversations with your friend(s)  
*Bacalah dan Praktekkan percakapan ini dengan temaimmu.*

- Leila : *What sort of film* (Film jenis apa) *do you often* (sering) *see?*
- Mirna : It's an *adventure* (petualangan) film.
- Leila : *How is it?* (Bagaimana ceritera-nya ini?)
- Mirna : It is very good.
- Paramita : Would you like to go to *the cinema* (Maukah Anda ke bioskop)?

- 
- Dewi : Why not? *What's on* (Apa filmnya) at the Regent?
- Paramita : Missing in Action.
- Budiman : *Have you seen* (Pernah nonton) Roger Moore?
- Cindy : Yes, *twice* (dua kali). In *Tomorrow Never Dies* and *James Bond 007*.

 **LISTENING PRACTICE**  
**Praktek Mendengarkan**

Listen to your teacher or your friend reading the conversations above and complete the conversations below. *Dengarkanlah guru anda atau teman anda membacakan percakapan di atas dan lengkapilah percakapan di bawah ini*

1. Leila : *What sort of film* (Film jenis apa) do you ..... (sering) see?  
 Mirna : It's an *adventure* (petualangan) film.
2. Leila : *How is it?* (Bagaimana ceritanya ini?)  
 Mirna : It is..... good.
3. Paramita : Would you like to go to *the* ..... (Maukah kamu ke bioskop)?  
 Dewi : Why not? *What's on* (Apa filmnya) at the Regent?
4. Paramita : Missing in .....
5. Budiman : *Have you* ..... (Pernah nonton) Roger Moore?

Cindy : Yes, *twice* (dua kali). In *Tomorrow Never Dies* and *James Bond 007*.



### PAIR PRACTICE Praktek Berpasangan

In pairs, ask your friends about films or books they like to watch or read.

Follow the examples:

You : What book do you like to read?  
 Marcellina : *Well, I like any books, but I spend much time on science books.*

You : What is your favorite film?  
 Marcellina : *Western films, especially detective films are my favorite.*



### GRAMMAR UNDERSTANDING Pemahaman Tata Bahasa

Look and Say (*Lihat dan Katakan*) the sentences below (*kalimat-kalimat di bawah ini*):

WHAT+NOUN	AUX.V	SUBJECT	VERB
What film	do	you	watch? <i>Tomorrow Never Dies.</i>
What book	does	Rina	read? <i>Senja Di Jakarta.</i>





## **ENRICH YOUR VOCABULARY** **Perkaya Kosa Kata Anda**

Read and Translate this text into Indonesian. Use a dictionary if (it is) necessary.

*Baca dan Terjemahkan bacaan ini ke dalam bahasa Indonesia.*

### **TV GAME SHOWS**

One of the most fascinating things about television is the size of the audience. A novel can be on the "best seller" list with a sale of fewer than 100,000 copies, but a popular TV show might have 70 million viewers. TV can make anything or anyone well-known overnight.

This is the principle behind "quiz" or "game" shows, which put ordinary people on TV to play a game for prizes and money. A quiz show can make anyone a star, and it can give away thousands of dollars just for fun. But all of this money can create problems. For instance, in the 1950s, quiz shows were very popular in the U.S., and almost everyone watched them. Charles Van Doren, an English instructor, became rich and famous after winning money on several shows. He even had a career as a television personality. But one of the losers proved that Van Doren was cheating. It turned out that the show's producers gave the answers to the most popular contestants beforehand. Why? Because if the audience didn't like the person who won the game, they turned the show off. The result of this cheating was a huge scandal.

Van Doren is no longer involved with TV. But the game shows are still here, though they aren't taken as seriously. In fact, some of them try to be as ridiculous as

---

possible. There are shows that send strangers on vacation trips together, that try to cause newly-married couples to fight on TV or that punish losers by humiliating them. The entertainment now is to see what people will do just to be on TV. People still win money, but the real prize is to be in front of an audience of millions.

\* Taken from **WORLD ENGLISH Book 4** by Johny Prather (Senior Editor), Harcourt, Brace International Orlando, FL, USA



## **WRITING PRACTICE** **Praktek Menulis**

Tell us about books or films you like.

*Everyday I read books and watch TV. I always read Mathematics and English books because these books are the key to open the world.*

*At night I often watch films especially western films. I like detective or war films. I never watch horror films because.....*



---



## Lesson - Twenty Four

---

### How To Invite Someone

---

Bagaimana Mengundang Seseorang


*Would you like to join us for lunch? What about....? How about....? That's a good idea. With pleasure. O.K.*



#### **CONVERSATION Percakapan**

Read and Practice these conversations with your friend(s)  
*Bacalah dan Praktekkan percakapan ini dengan temanmu.*

- Diana : *Would you like to join us for lunch? (Mau makan siang bersama kami?)*
- You : *Thank you. I would.*
- Peggy : *What about (Bagaimana kalau) going to the beach (pantai) tomorrow (besuk)?*
- You : *That's a good idea (Ide yang bagus/Setuju).*
- Marta : *Would you come and see a music show with me?*
- You : *Thank you, I'd love to (saya mau).*

- 
- 
- Farida : *How about* (Bagaimana kalau) *having a meeting* (mengadakan pertemuan) on Saturday?
- You : *Oh, I'm very sorry* (maaf) I have *another appointment* (ada janji lain) on that day.
- Sujatmiko : Would you care to join me for dinner at my party?
- You : *I'd be delighted to* (saya mau).
- Sadewa : We are going to have a tour to Bali. Would you like to join us?
- You : *I'd love to, but* (tetapi) I have a *final exam* (ujian akhir) *this week* (minggu ini).
- Maharani : The Director of *EF English First* requests the pleasure of your company (mengundang dengan senang hati atas kehadiran) Mr. Arman and Ms Anita to a reception to mark (untuk menandai) the the grand opening of EF in Jogjakarta.
- Mr. Arman : *With pleasure* (dengan senang hati).



## **LISTENING PRACTICE**

### **Praktek Mendengarkan**

Listen to your teacher or your friend reading the conversations above and complete the conversations below.  
 Dengarkanlah guru anda atau teman anda membacakan percakapan di atas dan lengkapilah percakapan di bawah ini

- 
- ❦
1. Diana : *Would you ..... to join us for lunch? (Mau makan siang bersama kami?)*  
 You : *Thank you. I would.*
  2. Peggy : *What ..... (Bagaimana kalau going to the beach (pantai) tomorrow (besuk)?)*  
 You : *That's a good idea (Ide yang bagus/Setuju).*
  3. Marta : *Would you come and see a music ..... with me?*  
 You : *Thank you, I'd love to (saya mau).*
  4. Farida : *How about (Bagaimana kalau having a ..... (mengadakan pertemuan) on Saturday?)*  
 You : *Oh, I'm very sorry (maaf) I have another appointment (ada janji lain) on that day.*
  5. Sujatmiko : *Would you ..... to join me for dinner at my party?*  
 You : *I'd be delighted to (saya mau).*
  6. Sadewa : *We are going to have a ..... to Bali. Would you like to join us?*  
 You : *I'd love to, but (tetapi) I have a final ..... (ujian akhir) this week (minggu ini).*
  7. Maharani : *The Director of EF English First*



..... *the pleasure of your company* (mengundang dengan senang hati atas kehadiran) Mr. Arman and Ms Anita to a reception to mark (untuk menandai) the ..... opening of EF in Jogjakarta.

Mr. Arman : *With pleasure* (dengan senang hati).



### **PAIR PRACTICE** **Praktek Berpasangan**

In pairs, invite your friends to join your party or activities.

You : What about going to the beach?  
Lydia : That's a good idea.  
You : Would you like to come and see a music show with me?  
Maria : *Thank you, I'd love to.*  
You : How about having a on Saturday?  
Arifin : *Oh, I'm very sorry. I have another appointment on that day.*



### **GRAMMAR UNDERSTANDING** **Pemahaman Tata Bahasa**

#### **THE USE OF:**

- **WOULD**+*the Stem or Simple Form of a Verb Or Verb-1* expresses a *polite request* (permohonan sopan),



for examples:

*Would* (Sudikah/Maukah) you please open the door?

- **WHAT about + Verb-ing/Noun.: Bagaimana kalau/ dengan....?,**

for examples:

What about ice cream? OK.

What about having a tour tomorrow? That's a good idea.

- **HOW about + Verb-ing/Noun.: Bagaimana kalau/ dengan....?**

for examples:

How about Tommy? Let's ask him.

How about going to the beach



## **ENRICH YOUR VOCABULARY**

### ***Perkaya Kosa Kata Anda***

Read and Translate this text into Indonesian. Use a dictionary if (it is) necessary.

*Baca dan Terjemahkan bacaan ini ke dalam bahasa Indonesia.*

### **POVERTY AFFECTS THE LIVES OF MILLIONS OF PEOPLE**

What's more surprising: the fact that we now live in a world where almost a quarter of the population live in absolute poverty? Or the fact that for the first time ever, we possess the wealth, technology and knowledge to create a poverty free world in less than a generation?

Ronaldo and Zidane are supporting educational activities in Kosovo and Albania as part of the UNDP "Teams

---

to End Poverty " campaign. Improving access to training will make it easier to create and find jobs, improve health care, farming, and trade, as well as developing opportunities for men, women, and children.

We're closer to ending world poverty than you might think. Find out how you, your company or organization can make a difference by contacting UNDP or by logging onto [www.undp.org/teams](http://www.undp.org/teams) or [www.netaid.org](http://www.netaid.org).

Everyone will be richer without poverty

*\*Taken from NEWSWEEK, January 22, 2001*

## **WRITING PRACTICE** **Praktek Menulis**

Write a letter of invitation to some occasions. Follow the examples:

*Mr. and Mrs. John Boy  
request the pleasure of  
Mr. and Mrs. Hanafi Ali's  
company at dinner  
On Saturday, March the tenth  
At ten o'clock  
JW Marriot Hotel*

*R.S.V.P.(Repondez S'il Vous Plait): Harap Dijawab*

*Mr. and Mrs. Muhammad Noor  
request the company of  
Mr. & Mrs. Sutrisno Ali  
at the marriage of their daughter*





*Farida Noor Aisyah*  
*WITH*  
*Mr. Budi Harjono Sulaiman*  
*At ATTIIEN MOSQUE, TMII*  
*On Thursday, 15th January, 2004*  
*At 11.00 o'clock*

*R.S.V.P. (Repondez S'il Vous Plait): Harap Dijawab*



---

## Lesson - Twenty Five

# How To Describe Locations, City and Building

---

Bagaimana Menjelaskan Lokasi, Kota dan Gedung

*Do you live in an apartment or in a house? How big is it?  
Whereabouts do you live?*



### CONVERSATION *Percakapan*

Read and Practice these conversations with your friend(s)  
Bacalah dan Praktekkan percakapan ini dengan temanmu.

- Deddy : Do you *live in* (tinggal di) an apartment *or* (atau) in a house?
- You : I live in a house.
- Deddy : *What's it like?* (Seperti apa rumahnya?)
- You : It's *really comfortable* (benar-benar nyaman).
- Deddy : *How big is it?* (Seberapa besarnya?)
- You : It's *not quite big* (tak begitu besar), but it's *enough* (cukup) for *my small family* (keluarga kecilku).



- Tommy : *What is your town like?*(Seperti apa kotamu?)
- You : It's a small town, but it's *quite clean* (cukup bersih). It's a nice town.
- Agung : *What's* (Berapa) *the cost of living* (biaya hidup) *in your city?*
- Mr. Gary : It's *very expensive* (sangat mahal). Everything is expensive. It's difficult (sukar) for a family *without any jobs* (tanpa pekerjaan).
- Agung : What's the transportation like?
- Mr. Gary : It's *very crowded* (sangat padat). *That's why* (itulah mengapa) people like traveling by train.
- You : *Whereabouts* (Tepatnya dari mana) are you from, Juwita?
- Juwita : I'm from Jogjakarta.
- You : What's your city like?
- Juwita : It's *one of the most beautiful tourist cities* (salah satu kota turis terindah) in Indonesia and the *climate* (iklim) is very good. It has a lot of *places of interest* (tempat-tempat menarik).
- You : *Really?* (yang bener aja?) *I'd love to* (saya mau) go there *sometime* (suatu saat nanti).



## LISTENING PRACTICE

### Praktek Mendengarkan

Listen to your teacher or your friend reading the conversations above and complete the conversations below. Dengarkanlah guru anda atau teman anda membacakan percakapan di atas dan lengkapi percakapan di bawah ini

1. Deddy : Do you .....(tinggal di) an apartment *or* (atau) in a house?  
You : I live in a house.
2. Deddy : *What's it like?* (Seperti apa rumahnya?)  
You : It's *really* .....  
(benar-benar nyaman).
3. Deddy : *How* ..... *is it?*(Seberapa besarnya?)  
You : It's *not quite big* (tak begitu besar), but it's *enough* (cukup) for *my small family* (keluarga kecilku).
4. Tommy : *What is your* .....  
*like?*(Seperti apa kotamu?)  
You : It's a small town, but it's *quite* .....  
(cukup bersih).It's a nice town.
5. Agung : *What's* (Berapa) the ..... of *living* (biaya hidup) in your city?  
Mr. Gary : It's *very expensive* (sangat mahal). Everything is expen-

- sive. It's difficult (sukar) for a family *without any jobs* (tanpa pekerjaan).
6. Agung : What's the transportation .....?  
Mr. Gary : It's *very crowded* (sangat padat). *That's why* (itulah mengapa) people like traveling by train.
7. You : *Whereabouts* (Tepatnya dari mana) are you .....Juwita?  
Juwita : I'm from Jogjakarta..
8. You : What's your city like?  
Juwita : It's *one of the most beautiful* ..... *cities* (salah satu kota turis terindah) in Indonesia and the *climate* (iklim) is very good. It has a lot of *places of interest* (tempat-tempat menarik).  
You : *Really?* (yang bener aja?) *I'd love to* (saya mau) go there ..... (suatusaatnanti).



### **PAIR PRACTICE** **Praktek Berpasangan**

In pairs, ask your friends about the location of a place. Follow the example:

- Caroline : Whereabouts are you from?  
Putu : I'm from Ubud, Bali.  
Caroline : What's it like?  
Putu : Well, it's a beautiful tourist

---

town. It's the center of Bali's famous weaving industry (industri tenun).



## **GRAMMAR UNDERSTANDING**

### **Pemahaman Tata Bahasa**

Look and Say (*Lihat dan Katakan*) the sentences below (*kalimat-kalimat di bawah ini*)!

### **USING OF CONJUNCTIONS**

#### **(Kata Penghubung)**

CONJUNCTIONS (Conj.) atau KATA SAMBUNG adalah kata-kata yang digunakan untuk menggabungkan kata-kata atau kelompok kata atau kalimat, misalnya:

**ALTHOUGH/EVEN THOUGH / THOUGH (meskipun)**  
*Although / though / even though Agnes is still sick, she decides to go to work.*

**AS SOON AS**  
(segera setelah)

*I will call you later as soon as I arrive in Bali.*

**ONCE**  
(sekali, pada saat/setelah)

*Once a child is in bed, she usually stays there.*

*Once Prof. Syahrir arrives, we can start the meeting.*

*Once I make up my mind, I never change it.*

**NOW THAT**  
(mumpung, sebab)

*Now that the chance is coming, Cynthia doesn't want to lose.*

---

**AS**

**(karena, ketika)**

As I was in a hurry, I hailed a taxi.

As I was walking to school, I came across my old friend.

**IF**

**(jika, seandainya)**

If I have much money, I will spend a week in a – three star hotel in Bali.

I would buy a new car *if* I had much money (BUT I do not have much money).

I would have gone to the USA *if* I had won an “EXTRA JOSS” prize (BUT I did not get the prize).

**TILL / UNTIL**

**(hingga)**

I will wait for you *until* you come back. We all will wait here *until* the rains stops.

**WHEN**

**(ketika, pada saat)**

You may start your trip *when* everything is ready. *When* the police came to the spot, the criminal had left away.

*When* I was a student, I went to school by bus.

**WHERE**

**(di mana)**

This is the village *where* I was born.

**WHEREVER**

**(ke manapun)**

Wherever you go, you must take your Identification card with you.

**WHILE**

---

(sementara)

Please watch my bag *while* I buy a bus ticket.

**BECAUSE, AS, SINCE, DUE TO THE FACT THAT,  
OWING TO THE FACT THAT**

(karena)

I want to join the Army *because* I like to devote my life for my country.

I left the party at 10:00 p.m. *as* I had to get up early the next day.

*Since* the situation was not peaceful outside, you have to stay inside.

*Due to the fact that* all trains were delayed, the station was crowded with thousands of passengers.

*Owing to the fact that* less than half of the members of the club are present to the meeting, the chairman decides to cancel the meeting.

**WHEREAS**

(padahal)

Stinta has got married *whereas* she is still in university.

**AS LONG AS, IN SO FAR AS**

(sepanjang)

I will help you *as long as* you need me.

Our government will provide the funds *insofar as* we are able to.

**IN SPITE OF, INSPITE OF THE FACT THAT/DESPITE  
OF, DESPITE THE FACT THAT**

(meskipun)

*In spite of* the rain, I kept going out.

Nita Thalia came to the show *despite* of her illness.



---

He works hard day and night *in spite of the fact that* he is more than 80.

*Despite of the fact that* she is very well known all over Indonesia, she is very modest.

**SO... THAT**

(*begitu....hingga/agar supaya*)

Mr. Gomez works *so hard that* he can provide his family with good food and education.

**IN ORDER THAT**

(*agar supaya*)

Team A practices five times a week *in order that* they can join a World Cup preliminary round.

**IN THE HOPE THAT**

(*dengan harapan*)

The Sumantri works day and night *in the hope that* they could change their life.

**NO SOONER...THAN**

(*tak lama setelah...kemudian/lalu*)

No sooner had she finished her duty than she was asked to do another one.

**IN CASE**

(*kalau-kalau*)

You should bring an umbrella with you *in case* it rains.

**ONLY IF**

(*hanya jika*)

I will attend the meeting *only if* I get an invitation card.

**EVEN IF**

(*bahkan jika*)

---

We will leave for Jakarta even if it rains.

**PROVIDED THAT**

(asalkan)

I don't mind if you want to join us *provided that* you obey the rules of the game.

**SUPPOSE THAT**

(andaikan)

Suppose that today is a doomsday, what will we do?

**FOR FEAR THAT**

(takut-takut)

Many foreigners will not stay in a hotel for fear that there is a bomb blast.

**UNLESS**

(jika tidak)

Unless you have a diploma, you can not apply for this job.

**OTHERWISE**

(jika tidak)

The food is delicious, but *otherwise* the place is not comfortable.

Go now, *otherwise* you miss the plane.

**EVEN IF**

(sungguhpun, sekalipun)

*Even if* I had known about the meeting I mightn't have come.

**HOWEVER, YET, NEVERTHELESS ,BUT**

(tapi, namun)

He was ill; *however*, he managed to do his job.

She is a funny girl, *yet* you can't help liking her.

---

I can't go with you. *Nevertheless*, I appreciate the invitation.

Mr. Warno is poor *but* happy.

**THEREFORE, HENCE, ACCORDINGLY**

(karena itu)

The CD is not available here *therefore* you can find it in another CD center.

The hotels were built on Puncak hills, *hence* the name Puncak.

Mr. Smith asked her to leave the party, *accordingly* she left.

**AS A RESULT OF, CONSEQUENTLY**

(sebagai akibatnya)

I am late *as a result of* heavy rains.

The bank refuses to help the company; *consequently* it went bankrupt.

**ON THE OTHER HAND**

(sebaliknya)

It rarely rains in Jogjakarta, but *on the other hand* it rains a lot in Jakarta.

**MOREOVER, FURTHERMORE**

(bahkan, lagi pula)

The rent is reasonable, and *moreover* the location is perfect. This house is too small for a family of five, and *furthermore* it is in a bad location.

**BESIDES, IN ADDITION TO**

(di samping)

*Besides* being a teacher, he is also interested in gardening. *In addition to* being a singer, she is also a TV presenter.

---

**IN ADDITION**

(lagi, tambahan lagi)

We will go to Bali and *in addition* we will go to Lombok.

**PROVIDED THAT**

(asalkan)

You can join this club *provided that* you can meet the requirements.

**SO**

(maka/jadi)

I had a headache last night, *so* I went to bed soon.

**SO THAT**

(sehingga)

We study hard *so that* we pass the exam.

We travel around Indonesia *so that* we get a lot of experiences for my life.

The shop was closed, *so that* we went home.

**SO + KATA SIFAT/KET + THAT/**

**SUCH + KATA BENDA + THAT**

(sangat/sedemikian....sehingga)

She is *so beautiful that* every boy admires her.

The soldiers were wounded *so seriously that* they had to be taken to the hospital.

It is such *a good book that* everyone wants to buy it.



---

**ENRICH YOUR VOCABULARY**  
**Perkaya Kosakata Anda**

Read and Translate this text into Indonesian. Use a dictionary if (it is) necessary.

*Baca dan Terjemahkan bacaan ini ke dalam bahasa Indonesia.*

**SINGAPORE: A Nation On The Move**

Over the last 30 years, Singapore has forged itself into one of the world's strongest economies, a bustling trade and manufacturing centers as well as a hub for financial services, scientific research, tourism and telecommunications. In many respects, the entire country has been run like a multinational company, hence the popular nickname of Singapore Incorporated.

Perhaps the key to Singapore's success is an uncanny ability to reinvent itself- over and over and over again- a commercial chameleon that changes colors to match prevailing world economic conditions.

Numbers tell the story. Singapore's economy is now growing at a clip of more than 9 percent a year, a figure surpassed by only a handful of other countries. External trade continues to expand, the balance of dollars in the black, foreign reserves are the second highest in the world, the current account surplus is equally healthy, and an inflation is relatively low.

Singapore continues to enhance its economic infrastructure with a fury unmatched in Southeast Asia. A massive second terminal has been unveiled at Changi airport Transit to increase capacity. The Mass Rapid Transit (MRT) commuter rail system- finished in 1991, two years

---

ahead of the schedule and 15 percent under budget. While more than US\$ 500 million was spent on the Brani Container terminal in order to help Singapore maintain its reputation as one of the world's busiest container ports. Singapore already has the world's first fully computerized postal service and a completely digital telephone network.

It is not without reason, therefore, that Singapore was ranked only second to the United States in the World Competitive Report 1995, which considered factors like people, finance, government, domestic economic strength, internationalization, management, science and technology, and infrastructure.

Many of the world's largest companies have set up shop in Singapore. Thomson Electronics and Toshiba are making audio, video and television equipment. Du Pont, the American chemical giant, has turned Singapore into its regional manufacturing and distribution center. Esso, Caltex, and Shell have established major petrochemical processing plants. General Electric and Pratt & Whitney are producing turbofan aircraft engines. Black & Decker is making household appliances. And companies like IBM, Apple, Hewlett-Packard and Compaq are making computer equipment.

The United States remains a key player, with investments concentrated in areas like computers, and petrochemicals, telecommunications and medical supplies.

\* Simplified from ASIA - APA Insight Guides by Han Hofer, APA Publications (HK) Ltd, 1997

---



 **WRITING PRACTICE**  
**Praktek Menulis**

Write a short description of a location of: a village, a city, a town or a country.

**Follow the examples:**

*About 110 kms (68 miles) west of Jakarta, at Cilegon, the main road branches off to the right (north) and brings you, after 13 more kms (8 miles), to the small harbor of Merak, where ferries depart hourly from Bakahauni on Sumatra.*

Taken from Inside Guides INDONESIA

*The metropolis of East Java is Surabaya, the largest port in the archipelago before the turn of the century and today a sprawling city of over four million. The old Arab, Chinese, and Dutch quarters lie to the north of the city center. At the Hong Tim Hian Temple on Jl. Dukuh 11/2, daily Chinese hand puppet shows can be seen. From here, cross over the Red Bridge to see the old Dutch commercial district.*

Taken from APA INSIDE GUIDES Asia

*This is a Map of Midvale. This is a small city. This is Grand Street and that is North Avenue. The Hospital is on Martin Avenue. The Supermarket is next to (di sebelah) Jordan Drug Store. The Plant Store is across from (di seberang) Harding College. The Bicycle Shop is on Martin Avenue. Apollo Theater is across from Public Library. The Sweet Shop is behind 9 di belakang) Sam's Pet Store.*

Adapted from World English Book 1

---

## Lesson - Twenty Six

# How To Give Advice and Suggestion

---

Bagaimana Memberi Nasehat dan Saran

*You should...You should not...I plan to.....It's better for you (not) to....*



### CONVERSATION Percakapan

Read and Practice these conversations with your friend(s)  
*Bacalah dan Praktekkan percakapan ini dengan temanmu.*

Miranda : I *plan* (berencana) to *take a vacation* (untuk liburan) to Singapore.

You : You *should get* (sebaiknya mencari) your passport and visa. *You'd better* (=had better: sebaiknya) carry (membawa) a lot of *cash* (banyak uang).

Irene : I'm *thinking of* (sedang memikirkan) *traveling to Bali* (ber-



- 
- 6
- You : tamasya ke Bali).  
: You *shouldn't* (sebaiknya tidak) *go by yourself* (pergi sendiri).  
You *have to* (=must:harus) *go with* (pergi bersama) your friends.
- Irene : Yes, *of course* (tentu).
- Baruno : You *look* (kelihatan) *so fat* (begitu gemuk). You should *take a lot of exercises* (banyak berolah raga).
- You : Thank you for *your advice* (saran/nasehat anda).
- Renny : Tomorrow I will *have a final examination* (menempuh ujian akhir).
- Komar : You *ought to* (sebaiknya) study now. You should not *go out* (keluar) tonight.
- Susan : How do I start the computer?  
You : Press the ON button.  
Susan : Thank you.
- Farida : *Let's* (mari kita) call Mr. Raymond now.
- You : That's a good idea.



## LISTENING PRACTICE

### Praktek Mendengarkan

Listen to your teacher or your friend reading the conversations above and complete the conversations below.  
*Dengarkanlah guru anda atau teman anda membacakan percakapan di atas dan lengkapilah percakapan di bawah ini*

1. Miranda : I ..... (berencana) to *take a vacation* (liburan) to Singapore.  
You : You *should get* (sebaiknya mencari) your passport and visa. You'd *better* (=had better: sebaiknya) carry (membawa) a lot of *cash* (banyak uang).
2. Irene : I'm *thinking of* (sedang memikirkan) ..... to *Bali* (bertamasya ke Bali).  
You : You *shouldn't* (sebaiknya tidak) *go by yourself* (pergi sendiri). You *have to* (=must:harus) *go with* (pergi bersama) your friends.  
Irene : Yes, *of course* (tentu).
3. Baruno : You *look* (kelihatan) *so fat* (begitu gemuk). You should *take a lot of exercises* (banyak berolah raga).  
You : Thank you for *your advice* (saran/nasehat anda).
4. Renny : Tomorrow I will *have a final ex-*



- amination* (menempuh ujian akhir).
- Komar : You *ought to* (sebaiknya) study now. You should not *go out* (keluar) tonight.
5. Susanna : I want to go to Bali by motorcycle.
- You : You should have a *driving license* (SIM).



### **PAIR PRACTICE** **Praktek Berpasangan**

In pairs, give advice or suggest your friends to do or not to do something.

- Farhan : I plan to continue my study abroad.
- You : You should save much money from now then.
- Jasmine : You know I want to apply for a marketing manager of this company.
- You : You ought to prepare everything well. It must be a tight competition.
- Jasmine : I will. Thank for your advice.



## GRAMMAR UNDERSTANDING

### Pemahaman Tata Bahasa

Look and Say (*Lihat dan Katakan*) the sentences below (*kalimat-kalimat di bawah ini*)!

#### USING OF

- SHOULD- OUGHT TO are followed by + *the Stem or Simple Form of a Verb Or Verb-1*  
SHOULD + *the Stem or Simple Form of a Verb Or Verb-1* expresses a *suggestion or advice* (saran). It has the moral duty to do something.

**For example:**

You look so tired. You *should* (sebaiknya/seyogyanya) take a rest. I'm dizzy. You *should* see a doctor.

- OUGHT TO + *the Stem or Simple Form of a Verb Or Verb-1* expresses a *suggestion or advice* (saran). It has the moral duty to do something.

**For example:**

You *ought to* look after (sebaiknya/seyogyanya me-rawat) your children well. That man *ought to* be punished (dihukum).



#### ENRICH YOUR VOCABULARY

#### Perkaya Kosa Kata Anda

Read and Translate this text into Indonesian. Use a dictionary if (it is) necessary.

*Baca dan Terjemahkan bacaan ini ke dalam bahasa Indonesia.*

---



## **CLICK HERE FOR A DIPLOMA**


Get ready for a deluge of online degrees- and regulation issues

David Christopher wanted an MBA. But the Sabah-based executive had no time to attend on campus classes. He thought he had found a solution in the International postgraduate facilitator management center, which uses the Internet to market online master's and doctorate programs offered by three universities. Before signing up with a school called the Irish International University, however, Christopher checked with the Ireland's embassy in Kuala Lumpur. He was told Ireland has not accredited the institution. "None of the (seven organized) Irish universities or the National Council for Education Awards, which together represent the degree-awarding bodies in Ireland, validate any degree from the "Irish international university", First secretary Damien Boyle later wrote Asiaweek.

As the Internet becomes a fact of life in Asia, expect a deluge of online and offline advertising touting virtual degrees from known and unknown institutions all over the globe. The first rule for the would-be student: Check the school's credentials with your department of education, professional bodies and embassy of the country where the school operates.

Interested in online education? Check out the following sites for information and insights.

- Degree net at [www.degree.net](http://www.degree.net) gives comprehensive advice about distance education and information (and gossip) on schools

- 
- 
- The Open University of Hong Kong lists the members of the Asian Association of Open Universities at [www.ouh.edu.hk/~AAOUNet/about.htm](http://www.ouh.edu.hk/~AAOUNet/about.htm)
  - The University of Southern Queensland tells all about USQOnline at [www.usqonline.com.au](http://www.usqonline.com.au)
  - Britain's Open University can be reached at [www.open.ac.uk](http://www.open.ac.uk)
  - The University of Phoenix, Arizona, is at <http://online.uophx.edu>
  - Smart Planet offers hundreds of free courses on virtually all subjects at [www.smartplanet.com](http://www.smartplanet.com)

\* Taken from ASIAWEEK, June 30, 2000

## **WRITING PRACTICE**

### **Praktek Menulis**

Write statements to suggest or advise someone to do or not to do something.

Follow the examples:

*It's raining - YOU SHOULD STAY AT HOME.*

*Your friend looks pale - YOU SHOULD SEE A DOCTOR.*

*Test is coming soon - YOU SHOULD STUDY HARD.*



---

## Lesson - Twenty Seven

---

### How To Ask For Permission

---

Bagaimana Meminta Izin

*Can I borrow your motorcycle? May I use your hand-  
phone? Would you mind if I...? That's all right. Yes, please.  
With pleasure*



#### **CONVERSATION Percakapan**

Read and Practice these conversations with your friend(s)  
Bacalah dan Praktekkan percakapan ini dengan temanmu.

- David : *Can* (Dapatkah) I *borrow* (meminjam) your *motorcycle* (sepeda motor) *for a few hours* (selama beberapa jam) tomorrow?
- You : *Sorry, friend* (Maaf, kawan). I will *use* (menggunakan) it.
- Mr. Jono : Could I borrow your car today. I *have an appointment* (ada janji) with my boss?
- You : *I see* (Oh begitu). That's O.K.,

**245**

- 
- ❧
- but *bring it back* (kembalikan) *before* (sebelum) 10.00.
- Marulli : *Would you mind* (Apakah anda keberatan) *if* (jika) *I smoke here* (merokok di sini)?
- You : *Go ahead* (Silakah saja/teruskan), *as long as* (sepanjang) you don't make this room *dirty* (kotor).
- Sitompul : *Do you mind if I go home* (pulang) *now*?
- You : *Oh, please* (Oh, silakan). Please be back (kembali) at 7.00 p.m.
- Agatha : *May I leave* (Bolehkah saya meninggalkan) *this area now*?
- Ms. Mellisa : *Of course, you may* (Tentu, boleh).
- Betharia : *Oh, my goodness* (Ya Ampun), *it's very cold* (dingin sekali) here. *May I shut* (menutup) *the window* (jendela), Sir?
- Mr. Simon : *Yes, certainly* (Ya, tentu).





## LISTENING PRACTICE

### Praktek Mendengarkan

Listen to your teacher or your friend reading the conversations above and complete the conversations below.  
*Dengarkanlah guru anda atau teman anda membacakan percakapan di atas dan lengkapilah percakapan di bawah ini*

1. David : *Can* (Dapatkah) I : .....  
(meminjam) your *motorcycle*  
(sepeda motor) *for a few hours*  
(selama beberapa jam) *tomor-*  
*row?*  
You : *Sorry, .....* (Maaf, kawan).  
I will *use* (menggunakan) it.
2. Mr. Jono : *Could* I borrow your car  
.....? I *have an appoint-*  
*ment* (ada janji) with my boss?  
You : *I see* (Oh begitu). That's O.K.,  
but *bring it back* (kembalikan) *be-*  
*fore* (sebelum) 10.00.
3. Marulli : *Would .....* (Apakah anda  
keberatan) if (jika) I *smoke here*  
(merokok di sini)?  
You : *Go ahead* (Silakah saja/terus-  
kan), *as long as* (sepanjang) you  
don't make this room *dirty*  
(kotor).
4. Sitompul : Do you mind if I *go .....*  
(pulang) now?  
You : *Oh, please* (Oh, silakan). Please



- be back (kembali) at 7.00 p.m.
5. Agatha : ..... *I leave* (Bolehkah saya meninggalkan) this area now?  
Ms. Mellisa : *Of course, you may* (Tentu, boleh).
6. Betharia : Oh, *my goodness* (Ya Ampun), it's *very cold* (dingin sekali) here.  
*May I.....*(menutup) the *window*(jendela), Sir?  
Mr. Simon : *Yes, certainly* (Ya, tentu).



### **PAIR PRACTICE** **Praktek Berpasangan**

In pairs, practice asking for permission.

- Widuri : May I use your handphone?  
You : Yes, please.  
Silvia : Can I take it home?  
You : Sure.  
Hanifah : Do you mind if I sit here?  
You : Of course not.



### **GRAMMAR UNDERSTANDING** **Pemahaman Tata Bahasa**

#### **THE USE OF MODAL AUXILIARY** **(Kata Kerja Bantu)**

CAN-COULD ,MAY-MIGHT, MUST-HAVE/HAS TO/  
HAD TO, SHALL-SHOULD, WILL-WOULD, OUGHT  
TO are followed by + Verb-1/Stem/Infinitive.

---

**CAN-COULD** + *the Stem or Simple Form of a Verb or Verb-1* expresses *ability* (kemampuan), *possibility* (kemungkinan), and *permission* (izin) and *a polite request* (permohonan sopan).

**Contoh:**

I can (dapat) speak English. Marcellina can speak Japanese. Can you speak Arabic? Yes, I can. Ratna can speak Dutch but I can't speak it. Thomas is a strong boy. He can (mungkin dapat) move that big stone. You can (boleh) stay here until tomorrow. Can (Dapatkah) you show me the way to the Garuda Hotel? Sure. Could (Sudikah/ Dapatkah) you please help me?

**MAY-MIGHT** + *the Stem or Simple Form of a Verb Or Verb-1* expresses *possibility* (kemungkinan), and *permission* (izin).

**Contoh:**

At 3 p.m. she may (mungkin) be at home. It is cloudy. It may rain tonight. Anita and Dessy may come late. You may (boleh) go home now. May (Bolehkah) I enter the next room? That's all right.

**MUST-HAD TO** + *the Stem or Simple Form of a Verb Or Verb-1* expresses *necessity* (keharusan).

**Contoh:**

Sorry, I *must be off* (harus berangkat). I *must* (harus) come to the meeting. You *must not* (jangan/dilarang) be late if you want to keep your job. We *must* do it now.



Tomorrow I am going to take an exam. I must study hard. I have to study tonight. I *have to talk* (harus bicara) to her before leaving for Jakarta. Nita *has to attend* (harus menghadiri) the party today. There was no bus last night. I *had to walk on foot* (harus berjalan kaki).

**SHALL** + the Stem or Simple Form of a Verb Or Verb-1 sometimes used with **I** and **We** to express the future tense.

**Contoh:**

I/ We *shall* (akan) be home tomorrow. I shall have completed my report by Saturday.

In questions, **Shall** is used to make a suggestion.

**Contoh:**

It's very hot here. Shall I open the window? Is that okay with you? Shall we have lunch now? I'm very hungry.

**SHOULD** + the Stem or Simple Form of a Verb Or Verb-1 expresses a *suggestion or advice* (saran). It has the moral duty to do something.

**Contoh:**

You look so tired. You *should* (sebaiknya/seyogyanya) take a rest. I'm dizzy. You should see a doctor.

**WILL** + the Stem or Simple Form of a Verb Or Verb-1 expresses a *future plan* (rencana) , *willingness* (kemauan) , or make a *prediction* (prakiraan).

**Contoh:**

Susanna *will* (akan) go to Surabaya tomorrow. I will

---

(mau) help you. I know you have a lot of problems. Thomas *will pass* (akan lulus) his exam because he studies hard day and night.

**WOULD+ the Stem or Simple Form of a Verb Or Verb-1** expresses a *polite request* (permohonan sopan).

**Contoh:**

*Would* (Sudikah/Maukah) you please open the door?

*Would* you mind *turning down* (mengecilkan volume) the TV?

**OUGHT TO + the Stem or Simple Form of a Verb Or Verb-1** expresses a *suggestion or advice* (saran). It has the moral duty to do something.

**Contoh:**

You *ought to look after* (sebaiknya / seyogyanya) a merawat) your children well.

That man *ought to be punished* (dihukum).

**BE ABLE TO + the Stem or Simple Form of a Verb or Verb-1** is *similar to* (sama dengan) **CAN** to express *ability*.

**Contoh:**

I hope I *will be able to come* (mampu/dapat datang) to your house soon. I think Fahmi *is able to find* (mampu/dapat menemukan) a way out. When I was a child I was able to move this cupboard.

**USED TO + the Stem or Simple Form of a Verb or Verb-1** expresses a past situation.

**Contoh:**



I *used to* (dulu) live with my parents in a village.  
Ramli *used to* smoke, but he doesn't smoke anymore now.

**BE USED TO and ACCUSTOMED TO** (+ Noun or Verbing) are used to express *a habitual past or custom* (kebiasaan di masa lalu).

**Contoh:**

I am from Yogyakarta. I am *used to* (biasa) hot weather. I *am accustomed to* (biasa) hot weather. We are *used to* speaking English on Wednesdays. We *are accustomed to* speaking English on Wednesdays.



### **ENRICH YOUR VOCABULARY** **Perkaya Kosa Kata Anda**

Read and Translate this text into Indonesian. Use a dictionary if (it is) necessary.

*Baca dan Terjemahkan bacaan ini ke dalam bahasa Indonesia.*

### **THE NEW YORK STOCK EXCHANGES**

The New York Stock Exchange (NYSE) dates back to 1792 when a group of stockbrokers gathered under a buttonwood tree on Wall Street in New York City to make some rules about how buying and selling was to be done. The NYSE has become the leading exchange in the United States.

The NYSE, housed in a large building on Wall street, does the bulk of trading in listed securities. On the trading floor more than 2,200 common and preferred stocks are



traded. The NYSE has 1,567 members, most of whom represent brokerage houses involved in buying and selling for the public. These brokers are paid commissions by the buyers and the sellers for executing the orders. Almost half a million kilometers of telephone and telegraph wire link the NYSE with brokerage offices around the nation.

How are stocks bought and sold? Suppose a widow wants to go on an ocean cruise. To finance the trip she decides to sell 100 shares of her General Motors stock. The widow call her stockbroker and directs him to sell at once at the best price he can get. The same day an engineer in Florida decides to use the savings he has accumulated to buy 100 shares of general motors stock. The engineer calls his broker and asks him to buy the stock of the current price.

Both brokers wire their orders to the floor of the New York stock exchange. The two brokers, one representing the widow and the other the engineer, negotiate the transaction. "How much do I have to pay for a hundred shares of General Motors?" the highest bid is \$65.25 and the least amount for which anyone has offered to sell is \$65.75. Both want to get the best price, so they compromise and agree on a buy/sell at \$65.50.

The NYSE itself neither buys nor sells stocks; it simply serves as a place where brokers buy and sell for their clients. Each transaction is carried out in public and the information is sent electronically to every brokerage office of the nation.

\* Taken from *An Outline of American Economics* by United States Information Agency



---

**WRITING PRACTICE**  
**Praktek Menulis**

Write three short conversations about how to ask for permission. Follow the example:

- Siti : *May I contact you tomorrow?*  
You : *Yes, please.*
- Agatha : *Can we cancel today's meeting?*  
You : *Why? What's the matter?*
- Hanifah : *Do you mind if I change the schedule?*  
You : *Of course not.*





---

## Lesson - Twenty Eight

---

### How To Make a Plan

---

Bagaimana Membuat Suatu Rencana

*I'm going to.....What's your plan/planning for tomorrow?  
I plan to....*




#### **CONVERSATION Percakapan**

Read and Practice these conversations with your friend(s)  
*Bacalah dan Praktekkan percakapan ini dengan temanmu.*

- Leila : *What are you going to do* (Apa yang Anda kan kerjakan) *on Sunday* (pada hari Minggu)?
- Emilia : *I'm going to go* (akan pergi) *to the beach* (ke pantai).
- Puspita : *What is your plan after* (Apa rencana Anda setelah) *Senior High school (SMA)?*
- Fatma : *I plan to continue* (melanjutkan) *my study in university.*

**255**

- 
- 
- Ida : What are you going to do after school?
- Marga : I am going to *do shopping* (berbelanja) with my mother and sister.
- Hartono : What are we planning to *do and see* (kerjakan dan lihat) in *Lombok Island* (di Pulau Lombok)?
- Margaretta : We *can enjoy* (dapat menikmati) and *observe* (mengamati) the *beauty* (kecantikan) of the island.
- Salim : What do you plan to do tomorrow?
- Hasan : *There is nothing to do* (tak ada yang dikerjakan) *because* (karena) tomorrow is a *holiday* (libur).
- Esmeralda : Where are you going to *have our dinner* (makan malam kita) tonight?
- Armando : *What about* (bagaimana kalau) having our dinner at KFC?
- Esmeralda : *That's a wonderful idea* (Itu ide bagus).



## LISTENING PRACTICE

### Praktek Mendengarkan

Listen to your teacher or your friend reading the conversations above and complete the conversations below.  
*Dengarkanlah guru anda atau teman anda membacakan percakapan di atas dan lengkapilah percakapan di bawah ini*

1. Leila : *What are you ..... to do*  
(Apa yang Anda kan kerjakan)  
*on Sunday* (pada hari Minggu)?  
Emilia : *I'm going to go*(akan pergi) *to*  
*the beach* (ke pantai).
2. Puspita : *What is your ..... after* (Apa  
rencana Anda setelah) *Senior*  
*High school* (SMA)?  
Fatma : *I plan to continue* (melanjutkan)  
*my study in university.*
3. Ida : *What are you going to do*  
*..... school?*  
Marga : *I am going to do shopping* (ber-  
belanja) *with my mother and*  
*sister.*
4. Hartono : *What are we planning to do and*  
*.....* (kerjakan dan lihat) *in*  
*Lombok Island* (di Pulau  
Lombok)?  
Margaretta : *We can enjoy* (dapat menikmati)  
*and observe* (mengamati) *the*  
*beauty* (kecantikan) *of the is-*  
*land.*

- 
5. Salim : What do you plan to  
.....?
- Hasan : *There is nothing to do* (tak ada yang dikerjakan) *because* (karena) *tomorrow is a holiday* (libur).
6. Esmeralda : Where are you going to *have our*  
..... (makan malam kita) tonight?
- Armando : *What about* (bagaimana kalau) having our dinner at KFC?
- Esmeralda : *That's a wonderful idea* (Itu ide bagus).



### **PAIR PRACTICE** **Praktek Berpasangan**

In pairs, ask your friends about making a plan.  
Follow the example:

- You : *What is your plan after* Senior High school (SMA)?
- Fatma : I plan to get a job after SMA.
- You : What are you going to do after school?
- Marga : I am going to finish my homework.
- You : What do you plan next year?
- Hasan : I don't know exactly. But maybe I want to start a small business.



## GRAMMAR UNDERSTANDING

### Pemahaman Tata Bahasa

Look and Say (*Lihat dan Katakan*) the sentences below (*kalimat-kalimat di bawah ini*)!

PRONOUN/NOUN	VERB PHRASE
(Kata ganti / kata benda)	(Kelompok kata kerja)
I (saya)	<u>will go</u> to Jakarta tomorrow.
We (Kami/Kita)	<u>are going to</u> visit Lake Toba next week.
You (Kamu/Anda)	<u>will get</u> a scholarship.
They (Mereka)	<u>will get</u> married after they get a job.
He (Dia, misal: Tommy)	<u>is going to</u> continue his study.
She (Dia, misal: Susan)	<u>will pass</u> her exam in June.
It (Ia misal: Jakarta)	<u>is going to</u> rain.

We call sentences in the table above **The Future Tense**. We can use **will/shall + infinitive** or **be (is, am, are) going to + infinitive** to express **The Future Tense**.

**The Future Tense** is used to describe an action that is going to happen in the future (*di masa datang*).

Time Markers such as: *tomorrow (besuk), next (next week, month, year), in (in the future, in three days), from now (two days from now, six months from now)* are often used.

### THE USE OF

#### “BE GOING TO” and “WILL”

**Be going to** and **Will** are the same when they are used to make a prediction (*prakiraan*) about the future or a plan, for examples:

Ratna is going to succeed because she studies hard.

Ratna will succeed because she studies hard.

I am going to go to Australia tomorrow.

I will go to Australia tomorrow.



## ENRICH YOUR VOCABULARY

### Perkaya Kosa Kata Anda

Read and Translate this text into Indonesian. Use a dictionary if (it is) necessary.

*Baca dan Terjemahkan bacaan ini ke dalam bahasa Indonesia.*

<p><b>HOUSE</b> For Rent</p> <p>Super deluxe house, land 1700 building 750m2, 5 bedrooms, 5 bathrooms+wc, big garden+very lux swimming pool, local at Lebak Bulus III Kav 1 &amp; 2 call: 31937503-31935148-31935843</p>	<p><b>TAILOR</b> ***LAXMI TAILOR SINCE 1949***</p> <p>Combines fine fabrics with exquisite style workmanship for ladies/gents call: 3848250, or visit Jl. Pecenongan 17-B Jak-Pus. Branch Jl. Kemang Raya 6-D, Jak-Sel Ph.7198857. Open 9am-2pm, Sunday closed</p>
<p><b>TRANSLATION</b></p> <p>JTS Native Speakers/Sworn Translator of Eng.Dc.Frch &amp; Jpn for All Types of Doc.PlsPh/Fax 74863255, wormer@cbn.net.id</p>	<p><b>ANNOUNCEMENT</b> *****August 27,2003*****</p> <p>The Jakarta Broadway Singers present the musical of "Cinderella?" in Ballroom Hyatt Aryaduta@7pm, enjoy cocktail dinner &amp; entertainment for tickets contact The Musical Shop 0811967240</p>
<p><b>SEEKING A JOB</b></p> <p>Need a Job Urgently as Sec. LPK Tarakanita, 10 yrs exp.Fluent English Pls Contact 0816-1349938</p>	<p><b>FOR SALE</b></p> <p>Kijang 2003-Blazer 2001-Soluna 2002-Timor 1997-Nissan Terano, Call Hp. 0818710460</p>



## **WRITING PRACTICE**

### **Praktek Menulis**

Write ten sentences about how to express a plan.

**Follow the examples:**

*Today I plan to visit my friend in a Bethesda hospital.*

*Tomorrow I plan to go to Gramedia Book Store.*

*Next month, I plan to take an English Course.*

*Next semester, I....*

*Next year, I....*



---

## Lesson - Twenty Nine

---

### How To Describe A Process

---

Bagaimana Menjelaskan Suatu Proses

*How do you make it?*

*First,...Second,...Third,...Then,...Finally,...*



#### **CONVERSATION Percakapan**

Read and Practice these conversations with your friend(s)

*Bacalah dan Praktekkan percakapan ini dengan temanmu.*

Sundari : *What is your favorite food (Apa makanan kesukaanmu)?*

Siska : *It's a sandwich (roti daging) with peanut (kacang), honey (madu), and banana (pisang). It's very delicious (lezat).*

Sundari : *How do you make it (Bagaimana anda membuatnya)?*

Siska : *It's not difficult (tak sulit). First (Pertama), take (ambil) three pieces of bread (tiga potong roti) and spread (oleskan) peanut but-*



---

*ter* (mentega kacang) on them. Then (kemudian) *cut up* (potong-potong) *banana* (pisang) into *small pieces* (menjadi kecil-kecil) and *put them on* (menaruhnya di atasnya) one of the pieces of bread. Then *pour some honey over* (tuangkan madu di atas) the bananas and put the other piece of bread *on top* (di atasnya). What about you?

Sundari

: My favorite food is *fried noddles* (mie goreng). It's easy to make it. First, *switch on the oven* (nyalakan kompor). Then (kemudian) *boil* (rebus) water *until* (hingga) *it's boiling* (mendidih). Then put the noddles into the *boiling water* (air yang mendidih). Then *add* (tambahkan) some sauce into it and *stir well* (aduk dengan baik). *Wait for* (Tunggu selama) three minutes. Then, *take the noddles out of the pan* (Keluarkan mie dari pan) and put them *in a bowl* (di mangkuk) *It's ready to serve* (siap untuk disajikan).



## LISTENING PRACTICE

### Praktek Mendengarkan

Listen to your teacher or your friend reading the conversations above and complete the conversations below. Dengarkanlah guru anda atau teman anda membacakan percakapan di atas dan lengkapilah percakapan di bawah ini

- Sundari : *What is your ..... food (Apa makanan kesukaanmu)?*

Siska : *It's a sandwich (roti daging) with peanut (kacang), honey (madu), and banana (pisang). It's very .....(lezat).*
- Sundari : *..... do you make it (Bagaimana anda membuatnya)?*

Siska : *It's not difficult (tak sulit). First (Pertama), take (ambil) three pieces of bread (tiga potong roti) and spread (oleskan) peanut butter (mentega-kacang) on them. Then (kemudian) cut up (potong-potong) banana (pisang) into small pieces (menjadi kecil-kecil) and put them on (menaruhnya di atasnya) one of the pieces of bread. Then ..... some honey over (tuangkan madu di atas) the bananas and put the other piece of bread on top (di atasnya). What about you?*

- 
3. Sundari : My favorite ..... is *fried noddles* (mie goreng). It's easy to make it. First, *switch on the oven* (nyalakan kompor). Then (kemudian) *boil* (rebus) water *until* (hingga) *it's boiling* (mendidih). Then put the noddles into the *boiling water* (air yang mendidih). Then ..... (tambahkan) some sauce into it and *stir well* (aduk dengan baik). *Wait for* (Tunggu selama) three minutes. Then, *take the noddles out of the pan* (keluarkan mie dari pan) and put them *in a bowl* (di mangkuk) *It's ready to serve* (siap untuk disajikan).



**PAIR PRACTICE**  
**Praktek Berpasangan**

In pairs, ask your friends about describing a process.

Follow the example:

- You : Tell me how to make fried noddles.
- Betharia : First, switch on the oven. Then boil water until it's boiling. Then put the noddles into the boiling water. Then add some sauce into it and stir well. Wait for three minutes. Then, take the noddles out of the pan and

---

put them in a bowl It's ready to  
serve.

 **GRAMMAR UNDERSTANDING**  
**Pemahaman Tata Bahasa**

Look and Say (*Lihat dan Katakan*) the sentences below  
(*kalimat-kalimat di bawah ini!*)

### NUMBERS

In English Numbers (Angka) can be divided into two,  
that is, *Cardinal Number* (angka urut) and *Ordinal Number*  
(angka bertingkat).

- a). **Cardinal Numbers**, for example: 0 (zero), 1 (one), 2.  
(two), 3 (three), 4 (four), 5 (five), 6 (six), 7 (seven), 8  
(eight), 9 (nine), 10 (ten), 11 (eleven), 12 (twelve), 13  
(thirteen), 14 (fourteen), 15 (fifteen), 16 (sixteen), 17  
(seventeen), 18 (eighteen), 19 (nineteen), 20 (twenty),  
30 (thirty), 40 (forty), 50 (fifty), 60 (sixty), 70 (sev-  
enty), 80 (eighty), 90 (ninety), 100 (a hundred / one  
hundred), 1000 (a thousand/one thousand),  
1,000,000 (a million/one million), 1,000,000,000 (a  
billion/one billion), 1,000,000,000 (a trillion / one tril-  
lion).

Look at the examples below:

- *Page five (5): Halaman lima.*
- *Room thirteen (13): Kamar tiga belas.*
- *Number one(1): Nomor satu*

- b). **Ordinal Numbers**, for example: ke-1/pertama (first),  
ke-2/kedua (second), ke- 3/ketiga (third), ke-4/  
keempat (fourth), ke-5/kelima (fifth), ke-6/keenam

(sixth), ke-7/ketujuh (seventh), ke-8/kedelapan (eighth) ke-9/kesembilan 9 (ninth), ke-10/kesepuluh (tenth), ke/kesebelas-11 (eleventh), ke-12/keduabelas (twelfth), ke-13/ketiga belas (thirteenth), ke-14 / keempat belas (fourteenth), ke-15/kelima belas (fifteenth), ke-16/keenam belas (sixteenth), ke-17/ketujuh belas (seventeen), ke-18/kedelapan belas (eighteenth), ke-19/kesembilan belas (nineteenth), ke-20/kedua puluh (twentieth), ke-21/kedua puluh satu (twenty first), ke-22/ke dua puluh dua (twenty second), ke-23/kedua puluh tiga (twenty third), ke-30/ketiga puluh (thirtieth), ke-40/keempat puluh (fortieth), ke/kelima puluh-50 (fiftieth), ke/keenam puluh-60 (sixtieth), ke-70/ketujuh puluh (seventieth), ke/kedelapan puluh 80 (eightieth), ke-90/kesembilan puluh (ninetieth), ke-100/keseratus (a hundredth / one hundredth), ke-1000 (a thousandth/one thousandth), ke-1,000,000 (a millionth/one million th), ke-1,000,000,000 (a billionth/one billionth), ke-1,000,000,000 (a trillionth/one trillionth).

Look at the examples below:

- *Fifth page: Halaman kelima.*
- *Thirteenth room: Kamar ketiga belas.*
- *First / Second / Third Winner: Juara pertama/kedua/ketiga*
- *Sultan Hamengkubuwono X (baca: the tenth).*
- *September 11, 1998 (September the eleven, nineteen ninety eight).*
- *17 August 1945 (the seventeenth of August nineteen forty five).*



**ENRICH YOUR VOCABULARY**  
**Perkaya Kosakata Anda**

Read and Translate this text into Indonesian. Use a dictionary if (it is) necessary.

*Baca dan Terjemahkan bacaan ini ke dalam bahasa Indonesia.*

**THE RESPONSIBILITIES OF CITIZENSHIP  
IN THE UNITED STATES**

The privileges and freedoms inherent in self-government are balanced by the duties and responsibilities of citizenship. The citizen must finance his government and obey the laws and regulations which he, through the exercise of his franchise, has helped frame.

Foremost among the responsibilities of citizenship is the wise use of the power of the ballot. An informed electorate is the surest guarantee of the survival of democracy. Whether the issue is paving a street in the town in which he lives or approving a major change in U.S. foreign policy, the American voter has the duty to cast his vote on the basis of all the information available to him.

A second major responsibility is public service. Millions of American men and women have entered the armed forces to defend their country in times of national emergency. Millions more have served in peacetime to maintain the country's military strength. Americans, young and old alike, have joined the Peace Corps and other volunteer organizations for social service at home and abroad. Nor is volunteer service confined to government-sponsored activities. From Parent-Teacher associations and Little League baseball groups at the local level, to consumer lob-



bies and foreign policy associations at the national and international levels, Americans contribute freely of their time and talents in support of causes in which they believe.

A relatively small number of persons choose politics as a lifetime career. But there are literally millions of citizens who have entered government service at all levels. Some are professionals in the field of public administration, with years of study at the university and post-graduate level behind them. Others have made their mark first in private enterprise and later in government service.

The judicial system relies on the service of citizens as members of juries in federal, state and local courts. Every American of legal age is subject to jury, unless he or she can show that such service would constitute a severe personal hardship. Grand juries have enormous powers to investigate wrong-doing by public officials as well as private citizens, Trial juries sit in judgment of their fellow citizens charged with violations of the law.

\* Taken from *An Outline of American Government* by United States information Agency



## **ENRICH YOUR VOCABULARY**

### ***Perkaya Kosa Kata Anda***

Write three conversations about how to describe a process.

### **Making A Short Story**

*First, take your paper and pen. Second, make an outline. Third, write your draft. Fourth, edit your draft. Fifth, type your final draft of the short story.*

---



### **Making A Cup of Coffee**

*First, boil some water. Then, pour coffee powder into the cup and add two spoons of sugar. After that, pour boiling water into it and stir well. Finally, coffee is ready.*



## Lesson - Thirty

### How To Congratulate Someone

Bagaimana Mengucapkan Selamat Kepada  
Seseorang

*Congratulations. Good luck! Well done! Great! Excellent!  
Happy Idul Fitri! Merry Christmas. Happy New Year.*



#### **CONVERSATION Percakapan**

Read and Practice these conversations with your friend(s)  
*Bacalah dan Praktekkan percakapan ini dengan temanmu.*

Miranda : *Congratulations!* (Selamat atas.....anda).

You : Thank you.

Miranda : *Congratulations on winning an LG Prima Quiz!* (Selamat atas kemenangan anda dalam Quiz LG Prima).

You : Thank you

Jessica : Jimmy has *just passed* (baru saja lulus) his *University Entrance*



	<i>Examination</i> (Ujian Masuk Universitas).
Natalia	: <i>Congratulations</i> on your success, Jimmy (Selamat atas keberhasilan Anda).
Susana	: <i>Fantastic!</i> (Hebat)
Martina	: I <i>must congratulate</i> (harus mengucapkan selamat) him.
Basuki	: I <i>have passed my examination</i> (saya lulus ujian).
You	: <i>Well done!</i> (hebat)
Lopa	: <i>Our old friend</i> (teman lama kita), Sigit Budiarto <i>has been promoted</i> (telah dipromosikan) as a new director of <i>this company</i> (perusahaan ini).
Irawan	: <i>Congratulations!</i> (Selamat).
Tiara	: <i>Well done,</i> Sigit (Hebat!)
Pram	: Please <i>accept</i> (terimalah) my congratulations.
You	: <i>Have a nice trip</i> (Selamat jalan).
Grace Kelly	: Thank you.
You	: <i>Have a nice day</i> (Selamat ber-senang senang).
Susanna	: Thank you.
You	: <i>Happy studying</i> (Selamat belajar).
Nikit	: Yes, I will. Thank you.
You	: <i>Happy Fasting</i> (Selamat Berpuasa).

- 
- ✂
- Hambali : The same to you.
- You : *Happy Idul Fitri* (Selamat Idul Fitri).
- Fatimah : The same to you.
- You : *Merry Christmas and Happy New Year* (Selamat Natal dan Tahun Baru)
- Christina : The same to you
- You : *Happy fighting* (Selamat bertanding).
- Norton : Thank you.

 **LISTENING PRACTICE**  
**Praktek Mendengarkan**

Listen to your teacher or your friend reading the conversations above and complete the conversations below.  
*Dengarkanlah guru anda atau teman anda membacakan percakapan di atas dan lengkapilah percakapan di bawah ini*

1. Miranda : *Congratulations!* (Selamat atas....anda).  
 You : Thank you.
2. Miranda : *Congratulations on .....*  
*an LG Prima Quiz!*(Selamat atas kemenangan anda dalam Quiz LG Prima).  
 You : Thank you
3. Jessica : *Jimmy has just .....* (baru saja lulus) his *University En-*



- trance Examination (Ujian Masuk Universitas).*
- Natalia : *Congratulations on your success, Jimmy (Selamat atas keberhasilan Anda).*
- Susana : *Fantastic! (Hebat)*
- Martina : *I must congratulate (harus mengucapkan selamat) him.*
4. Basuki : *I have passed my ..... (saya lulus ujian).*
- You : *Well done !(hebat)*
5. Lopa : *Our old friend (teman lama kita), Sigit Budiarto has been promoted (telah dipromosikan) as a new director of..... (perusahaan ini).*
- Irawan : *Congratulations! (Selamat).*
- Tiara : *Well done, Sigit(Hebat!)*
- Pram : *Please accept (terimalah) my congratulations.*
6. You : *Have a nice trip (Selamat jalan).*
- Grace Kelly : *Thank you.*
7. You : *Have a ..... day (Selamat bersenang senang).*
- Susanna : *Thank you.*
8. You : *Happy studying (Selamat belajar).*
- Nikita : *Yes, ..... Thank you.*
9. You : *Happy Fasting (Selamat Berpuasa).*

- 
- ✂
- Hambali : The ..... to you.
10. You : *Happy Idul Fitri* (Selamat Idul Fitri).
- Fatimah : The same to .....
11. You : *Merry Christmas and .....*  
*New Year* (Selamat Natal dan Tahun Baru)
- Christina : The same to you
12. You : ..... *fighting* (Selamat bertanding).
- Norton : Thank you.



### **PAIR PRACTICE** **Praktek Berpasangan**

In pairs, practice congratulating on someone's success. Follow the examples:

- You : *Congratulations on your promotion.*
- Fransisca : Thank you
- You : Congratulations on your success, Jimmy. How do you feel after being admitted to Gadjah-mada University?
- Susana : Thank you. I'm very very happy, of course. Thank God.
- You : I must congratulate her on her wedding day.
- Mahfud : Thank you.

✂

---

**GRAMMAR UNDERSTANDING**  
**Pemahaman Tata Bahasa**

Look and Say (*Lihat dan Katakan*) the sentences below (*kalimat-kalimat di bawah ini*)!

**THE USE OF THE PRESENT PERFECT TENSE**

PRONOUN/NOUN (Kata ganti/Kata benda)	HAVE/HAS+VERB (in Past Participle)
I	<b>have been</b> to Bali.
You and I	<b>have come</b> in a meeting.
We	<b>have understood</b> the case.
You	<b>have arrived</b> on time.
They	<b>have already heard</b> the news of the war.
Mr. Hartoko	<b>has run</b> a business since 1995.
He Mellanie	<b>has lived</b> in Solo for 20 years.
She	<b>has worked for Lippo Bank</b> since 2001
Jakarta	<b>has changed</b> a lot.
It	<b>has got</b> many problems. <b>has started</b> for three hours.

We call sentences in the table above The Present Perfect Tense. The bold typed words (**have been, have come, has lived, etc**) are called The Present Perfect Tense.

The Present Perfect Tense is used to *show that an action has been completed before the present time (This action has an effect on the present situation, but it not happening in the present.* The Present Perfect Tense is also used to *show that an activity or a state that has continued for a period of time from a point in the past until the present. The action is not completed; it is still continuing up to the present.*

I *have been* (telah pernah) to Bali.

You and I *have come* (telah datang) in a meeting.

---

We *have understood* (telah memahami) your problem.  
You *have arrived* (telah tiba) on time.  
They *have heard* (telah mendengar) the news of the war.  
Mr.Hartoko *has run* (telah menjalankan) a business since 1995.  
He *has lived* (telah tinggal) in Solo for 20 years.  
Mellanie *has worked* (telah bekerja) for Lippo Bank since 2001.  
She *has changed* (telah berubah) a lot.  
Jakarta *has attracted* (telah menarik) villagers to go there.  
It *has taken place* (telah berlangsung) for three hours.

*Time Markers* (tanda waktu) that are usually used such as: *already* (telah), *not yet* (belum), *never* (tak pernah), *ever* (pernah), *just* (baru saja), *for* (selama), and *since* (sejak).



### **ENRICH YOUR VOCABULARY** **Perkaya Kosa Kata Anda**

Read and Translate this text into Indonesian. Use a dictionary if (it is) necessary.

*Baca dan Terjemahkan bacaan ini ke dalam bahasa Indonesia.*

### **NEW YORK, NEW YORK**

New York is in southeastern New York State, at the mouth of the Hudson River. Washington ,D.C., is 230 miles south, Miami , 1,340 miles south and Los Angeles 2,875 miles west. New York has had a colorful history, starting with its discovery by Henry Hudson at the beginning of the 17<sup>th</sup> century. In 1626, the story goes, the Dutchman

---

peter minute made one of the most remarkable real estate deals in History when he purchased Manhattan island from the Indians for a reported \$24 worth of trinkets; real estate values have increased considerably since then. Sponsored by the Dutch west India Company, the young colony, called New Amsterdam, got off to a good start and because of its excellent location as a seaport, prospered immediately. In 1664, in support of complicated territorial claims, the English seized the settlement (despite the irascible Peter Stuyvesant) and renamed it New York in honor of Britain's Duke of York. In return, the Dutch were given a free hand in Surinam, which the English had begun to colonize. War broke out again between Britain and the Dutch republic and in 1673 a Dutch fleet returned to New York and captured it, renaming it Fort Orange. At the close of the war in 1674, however, the town was relinquished to Britain under whose rule it prospered once more. During the American revolution, New York remained in British hands until the end and it was there that George Washington was inaugurated as first president of the United States. The completion of the Erie Canal in 1825, providing a continuous commercial waterway from the Atlantic to the Great lakes, gave New York great impetus as a business and financial center and since that time it has never looked back. Today the city is perhaps the greatest port in the world and the financial, intellectual and artistic center of the nation.

Some people say " New York is a great place to visit, but I wouldn't want to live there" - perhaps under the impression that New Yorkers are cool toward strangers, live in night clubs and have no family life. This is not true.



---

New Yorkers are friendly, *do* have family lives and are basically the same as people from other parts of the country. New York is a very cosmopolitan city with representatives of almost every country in the world among its population. In fact, native-born New Yorkers are probably in the minority. Manhattan Island, the center of the city, is the part most interesting to visitors. Manhattan is overcrowded, busy and somewhat noisy. Getting around will be simplified if you learn how to take advantage of local transportation. In spite of anything you may have heard, prices in stores, restaurants and hotels are the same for visitors as they are for New Yorkers.

New York is one of the richest, biggest and most important cities in the world. It consists of five boroughs—Manhattan, Bronx, Brooklyn and Queens. Millions of commuters live in New Jersey, Westchester County, Long Island and Connecticut. Since Manhattan is an island, getting to work often involves a bridge, tunnel or ferry; all facilities are overcrowded during the rush hours. Despite such inconveniences, the city draws more and more people to it each year. The pace is intense but for those who are talented, ambitious or lucky, the rewards are great.

*\*Taken from: New Horizons USA by Pan American Airways, Inc.,  
New York, 1964*

### **WRITING PRACTICE** **Praktek Menulis**

Write five statements to express congratulations.

Follow the examples:

*Happy studying!*

---

*Have a nice trip.  
Congratulations on your new job.  
Happy fighting!  
Well done!  
Fantastic!*

---

## Lesson - Thirty One

### How To Give and Reply Compliments

---

Bagaimana Memberi dan Menjawab Sanjungan

*You look beautiful today. What a charming dress! Thank  
you. I like your hair style*



#### **CONVERSATION Percakapan**

Read and Practice these conversations with your friend(s)  
*Bacalah dan Praktekkan percakapan ini dengan temanmu.*

- Mrs. Amanda : I really like *your beautiful house*  
(rumah cantikmu)!
- Mrs. Beбето : Thank you. *Yours (rumahmu) is  
nice too (cantik juga), I think.*
- Harjono : *What a charming dress!*(Betapa  
cantik bajumu!)
- Miranda : Thank you.
- Ms.Andrea : This food is *very delicious*  
(sangat lezat).
- You : Thank you. *I'm glad (senang)  
you like it.*

- 
- ✿
- Nasution : You are *wearing* (mengenakan) a nice jacket.
- Hermantoro : Thanks.
- Pujiastuti : You *look beautiful* (kelihatan cantik) with this suit (jas).
- Andalusia : Thank you.
- You : I like your *hair style* (gaya rambutmu).
- Sherina : Thank you.
- You : You *inspired me* (mengilhami saya).
- Mr.Alex : This *soup* (sop) is *terrific* (enak sekali)! The fish is delicious.
- Ms. Lisa : Thank you.

 **LISTENING PRACTICE**  
**Praktek Mendengarkan**

Listen to your teacher or your friend reading the conversations above and complete the conversations below.  
*Dengarkanlah guru anda atau teman anda membacakan percakapan di atas dan lengkapilah percakapan di bawah ini*

- Mrs. Amanda : I really like *your beautiful house* (rumah cantikmu)!
- Mrs. Bebeto : Thank you. *Yours* (rumahmu) is *nice too* (cantik juga), I think.
- Harjono : *What a charming dress!* (Betapa cantik bajumu!)
- Miranda : Thank you.

- 
- Ms. Andrea : This food is *very delicious*  
(sangat lezat).
- You : Thank you. I'm *glad* (senang)  
you like it.
- Nasution : You are *wearing* (mengenakan)  
a nice jacket.
- Hermantoro : Thanks.
- Pujiastuti : You *look beautiful* (kelihatan  
cantik) with this suit (jas).
- Andalusia : Thank you.
- You : I like your *hair style* (gaya  
rambutmu).
- Sherina : Thank you.
- You : You *inspired me* (mengilhami  
saya).
- Mr.Alex : This *soup* (sop) is *terrific* (enak  
sekali)! The fish is delicious.
- Ms. Lisa : Thank you.

 **PAIR PRACTICE**  
**Praktek Berpasangan**

In pairs, practice how to give and reply compliments.

- You : You are wearing an expensive  
black jacket.
- David : Thanks.
- You : You look beautiful and sexy  
with this T-shirt.
- Amalia : Thank you.

---

You : I like the cap you are wearing  
now.  
Sherina : Thank you.

 **GRAMMAR UNDERSTANDING**  
**Pemahaman Tata Bahasa**

**The LINKING VERBS**

Adjectives (Kata Sifat) can follow a few other verbs such as: *appear* (nampaknya/kelihatanya), *go* (menjadi), *become* (menjadi), *look* (kelihatannya), *smell* (berbau), *stay* (tetap), *feel* (terasa), *grow* (tumbuh menjadi), *prove* (ternyata/terbukti), *seem* (nampaknya), *taste* (terasa), *get* (menjadi), *keep* (tetap), *remain* (tetap), *sound* (kedengarannya), *turn* (menjadi). These verbs are called The **LINKING VERBS**.

Look and Say the examples below:

Mr. Simon *becomes* (menjadi) a doctor. That girl *goes* (menjadi) mad. The leaves *turn* (menjadi) dry. Einstein's theory *proves* (terbukti) true. You *look* (kelihatan) beautiful with this T-shirt. This pill *tastes* (terasa) bitter. The news *sounds* (kedengarannya) funny. The city *keeps* (tetap) quiet.

 **ENRICH YOUR VOCABULARY**  
**Perkaya Kosa Kata Anda**

Read and Translate this text into Indonesian. Use a dictionary if (it is) necessary.

*Baca dan Terjemahkan bacaan ini ke dalam bahasa Indonesia.*

---

## **LBH provides lawyers for Tanah Abang fire victims**

Ahmad Junaidi  
The Jakarta Post

The Jakarta Legal Aid institute (LBH -Jakarta) will provide lawyers for victims of the tanah abang market fire if the latter need assistance in suing city-owned market operator PD Pasar jaya for its negligence which caused the fire on Wednesday.

"We will just prepare our lawyers if traders of Tanah Abang market want to sue PD Pasar jaya as the market operator", LBH-Jakarta's urban division head Tubagus Haryo Karbyanto told The Jakarta Post on Saturday.

Tubagus said that PD Pasar jaya could be sued for neglecting to provide proper fire equipment such as fire extinguishers and water hydrants, in the market and its vicinity.

He said that although the market operator claimed to have equipped the market with proper fire equipment, the traders could still sue the operator for not maintaining the equipment properly.

"As market operator, PD Pasar jaya has an obligation to provide fire equipment and maintain it. If they have not done that, the traders could sue them," he said.

The Tanah Abang market, the country's largest textile market, was destroyed by a fire on Wednesday which started at about 12.30 p.m. and as of Saturday the fire could not be completely extinguished.

Fire fighters have complained that the lack of access to the market and unusable water hydrants had made it difficult for them to extinguish the fire.

---

The fire fighters said the market's biggest water pump, which supplied water to the hydrants, was damaged due to poor maintenance.

The city fire department sent a letter earlier this month, asking PD Pasar Jaya to check the fire equipment in the market, but it never responded.

Separately, lawyer Azas Tigor Nainggolan of the Jakarta Residents Forum (Fakta) expressed his readiness to join LBH to help the victims in their suit.

"The victims could file a class action suit if they suffered losses because of the fire. They could demand a certain amount of compensation from PD Pasar Jaya," Tigor told *The Jakarta Post* on Saturday.

He regretted the statement by PD Pasar Jaya president Syahrir Tanjung, who said the fire was just a "disaster" without admitting his company's failure to manage the market properly.

The fire which destroyed about 5,500 kiosks, triggered speculation among traders, that the market was intentionally burned.

The speculation was based on a report that the rental rights for the majority of the 5,500 kiosks will end this year. PD Pasar Jaya had planned to build a new market building, but the plan was rejected by the traders.

However, Syahrir Tanjung has denied speculation that his company intentionally burned the market, although he admitted that it had planned the development of the new Tanah Abang market since 2001.

"It's not true. We also suffered losses in the fire since this market contributes one third of our revenue," he told reporters at City Hall on Thursday.



---

He said some Rp33 billion (US\$3.6 million) of PD Pasar Jaya's total annual income of Rp 100 billion was obtained from rental fees from kiosks at the Tanah Abang market.

\*Taken from The Jakarta Post, February 24, 2003

 **WRITING PRACTICE**  
**Praktek Menulis**

Write three conversations about how to give and reply compliments.

Follow the examples:

- You : What a nice car it is! It must be expensive.  
David : Thanks.  
You : You look young with this T-shirt.  
Amalia : Thank you.  
You : Everyone here admires you.  
Sherina : Thank you.

---



## Lesson - Thirty Two

# How To Check That Someone Has Understood

---

Bagaimana Mengecek Bahwa Anda Telah Mengerti

*Get it? Understood? Not yet. Is it clear? Do you understand.  
You know what I mean?*




### **CONVERSATION Percakapan**

Read and Practice these conversations with your friend(s)  
*Bacalah dan Praktekkan percakapan ini dengan temanmu.*

Mr.Alex : The game is *about to* (segera) *start* (mulai). This class *will be divided into* (akan dibagi menjadi) five teams. Each team is *led by* (dipimpin oleh) *a leader* (seorang pemimpin). The leader *activate* (mengaktifkan) his or her team. *Get it?* (Paham?)

You : *Not yet, Sir* (Belum,Pak).

Ms.Amanda : If we *can not satisfy* (tak dapat memuaskan) our customers (pelanggan), they will leave (me-

- 
- 
- ninggalkan) us and find (men-  
cari) *another shop* (took lain).  
*Know what I mean* (Tahu apa  
yang kumaksud?)
- You : Yes, Madam. It's *clear* (jelas).
- Mr. Simon : This program come to you  
(hadir kepada anda) from the  
VOA (Voice of America:Suara  
Amerika). *Dou you understand*  
(Paham?)
- You : Yes, Sir. Quite clear.
- Mr. Gary : I think it's *better* (lebih baik)if  
we start earlier. From here we  
can make a *good impression*  
(kesan bagus) that we are *on*  
*time* (tepat waktu). *Do you know*  
*what I mean?* (Tahu yang ku-  
maksud?)
- Ferry : Yes, Sir. It's *clear enough* (cukup  
jelas).



## LISTENING PRACTICE

### Praktek Mendengarkan

Listen to your teacher or your friend reading the con-  
versations above and complete the conversations below.  
*Dengarkanlah guru anda atau teman anda membacakan per-*  
*cakapan di atas dan lengkapilah percakapan di bawah ini*

1. Mr. Alex : The game is *about to* (segera)  
*start* (mulai). This class *will be*  
*divided into* (akan dibagi men-



- jadi) five teams. Each team is *led by* (dipimpin oleh) *a leader* (seorang pemimpin). The leader *activate* (mengaktifkan) his or her team. *Get it?* (Paham?)
- You : *Not yet, Sir* (Belum, Pak).
2. Ms. Amanda : If we *can not satisfy* (tak dapat memuaskan) our customers (pelanggan), they will leave (meninggalkan) us and find (mencari) *another shop* (toko lain). *Know what I mean* (Tahu apa yang kumaksud?)
- You : Yes, Madam. It's *clear* (jelas).
3. Mr. Simon : This program come to you (hadir kepada anda) from the VOA (Voice of America: Suara Amerika). *Do you understand* (Paham?)
- You : Yes, Sir. Quite clear.
4. Mr. Gary : I think it's *better* (lebih baik) if we start earlier. From here we can make *a good impression* (kesan bagus) that we are *on time* (tepat waktu). *Do you know what I mean?* (Tahu yang kumaksud?)
- Ferry : Yes, Sir. It's *clear enough* (cukup jelas).



## **PAIR PRACTICE** **Praktek Berpasangan**

In pairs, practice how to check that someone has understood you.

Follow the examples:

- You : Do you get it (paham)?  
Cyntia : Yes, I do.  
You : Is it quite clear, friend?  
Thomas : I'm afraid. I'm still confused.  
You : Do you understand the meaning  
of this statement?  
Kiki : I think so.



## **GRAMMAR UNDERSTANDING** **Pemahaman Tata Bahasa**

Look and Say (*Lihat dan Katakan*) the sentences below  
(*kalimat-kalimat di bawah ini*)!

### **CONDITIONAL SENTENCES \*** **(Kalimat Pengandaian)**

#### **PENGERTIAN**

CONDITIONAL SENTENCES adalah kalimat Kalimat Pengandaian yang mengandaikan sesuatu keinginan, harapan, rencana, dll yang **MASIH BISA TERJADI** (Possible), **TAK TERPENUHI /ANGAN-ANGAN** (Unreal), dan **TAK TERWUJUD** (Impossible).

---

**BENTUK**

Ada 3 (tiga) Jenis Conditional sentence, yaitu:

**TIPE 1: Future Conditional**, yang menyatakan suatu keinginan, harapan ataupun rencana yang **MASIH BISA TERJADI** (Possible), dengan Rumus:

If + S + <u>V1</u> <i>If I <u>pass</u> the exam,</i>	S + Will + V1 <i>I <u>will continue</u> to university.</i>	Faktanya: <b><u>Maybe I pass</u></b> the exam if I study hard. Saya mungkin sekali lulus ujian kalau saya belajar keras.
---	---	--

**TIPE 2: Present Conditional**, yang menyatakan suatu keinginan, harapan ataupun rencana yang **TAK TERPENUHI/ANGAN-ANGAN** (Unreal) dengan Rumus:

If + S + <u>V2</u> <i>If I <u>passed</u> the exam,</i>	S + Would + <u>V1</u> <i>I <u>would continue</u> to university.</i>	Faktanya: <b><u>I DO NOT</u></b> pass the exam now. (Saya tidak lulus ujian sekarang. Jadi saya tidak melanjutkan ke universitas)
---	--	---

**TIPE 3: Past Conditional**, yang menyatakan suatu keinginan, harapan ataupun rencana yang **TAK TERWUJUD** (Impossible) dengan Rumus:

If + She + had + <u>V3</u> <i>If I <u>had passed</u> the exam,</i>	S+ Would have + <u>V3</u> <i>I <u>would have continued</u> to university.</i>	Faktanya: <b><u>I DID NOT</u></b> pass the exam then, (saya tidak lulus saat itu. Jadi saya tidak melanjutkan ke universitas.)
---	--	---

**NOTE:**

Untuk TIPE 2 "WERE" digunakan untuk semua Subyek.

Contoh:

If Rina **were** still alive, she **would** be seventeen.

Untuk Tipe 3 sering berbentuk **INVERSION** (pembalikan posisi Subyek dan Kata Kerjanya serta tidak menggunakan IF.

Contoh:

**Had** I **passed** the exam, I **would** have continued to university.

**PERHATIKAN**

**KETIGA TIPE CONDITIONAL SENTENCE  
DALAM TABEL DI BAWAH INI**

TIPE	IF CLAUSE,	MAIN CLAUSE	MAKNA/ARTI
1	If + S + <u>V1</u> <i>If I <u>pass</u> the exam,</i>	S + Will + V1 <i>I <u>will continue</u> to university.</i>	Faktanya: <b>Maybe I pass</b> the exam if I study hard. Saya mungkin sekali lulus ujian kalau saya belajar keras.
2	If + S + <u>V2</u> <i>If I <u>passed</u> the exam,</i>	S + Would + <u>V1</u> <i>I <u>would continue</u> to university.</i>	Faktanya: <b>I DO NOT</b> pass the exam now. (Saya tidak lulus ujian sekarang. Jadi saya tidak melanjutkan ke universitas)

3	If + She + had + V3 If I <u>had passed</u> the exam,	S + Would have + V3 <u>I would have continued</u> to university.	Faktanya: <u>I DID NOT</u> pass the exam then, (saya tidak lulus saat itu. Jadi saya tidak melanjutkan ke universitas.)
---	---	---	--

**NOTE:**

According to (menurut) Pyle, Michael A, and Ellen Munoz, Mary (1982) in their book *TOEFL Preparation Guide*, Cliffs Notes, Inc., USA., there are two types of Conditional Sentences: THE REAL CONDITIONAL and THE UNREAL CONDITIONAL.

**THE DIFFERENCE BETWEEN ACTIVE VOICE vs PASSIVE VOICE**

**Active Voice (Kalimat aktif)** is used when we want to say that the subject does an action, for example: *Susanna cleans (membersihkan) the room.*

**Passive Voice (Kalimat Pasif)** is used when we want to say that the subject is not *the doer* (pelaku) of the action but *the receiver* (penerima) of it, for example: *The room is cleaned (dibersihkan by (oleh) Susanna).*

The **Passive Voice** is formed by *Subject + be + Verb in the Past Participle or Verb in the Third Form + (by, of, in...)*, for example:

- Mr. President *opened* (membuka) the meeting last night,  
*BUT the meeting was opened (dibuka) by Mr. President.*
- Mr. Simon *invites* (mengundang) me to the party,





BUT I am invited (diundang) to the party by Mr. Simon.

- Inul Daratista *sings* a song,  
BUT The song is sung (dinyanyikan) by inul Daratista.

Look at the forms of the Passive Voice below:

- I am / was invited: Saya diundang
- We/You/They/The girls are invited: Kita/Kamu/Mereka /gadis-gadis diundang.
- He/She/Jimmy/Lucia is /was invited: Dia/Dia/Jimmy/Lucia diundang.
- I am / was being invited: Saya sedang diundang.
- We/You/They/The girls are being invited: Kita/Kamu/Mereka/gadis-gadis sedang diundang.
- I/We/You/They/The girls have been invited: Saya/Aku/Kita/Kamu/Mereka/gadis-gadis telah diundang.
- He/She/Jimmy/Lucia has been invited: Dia/Dia/Jimmy/Lucia telah diundang.
- I/We/You/They/The girls/He/She/Jimmy/Lucia had been invited: Saya/Aku/Kita/Kamu/Mereka gadis-gadis Dia/Dia/Jimmy/Lucia telah diundang.
- I/We/You/They/The girls have been being invited: Kita/Kamu/Mereka/gadis-gadis telah sedang diundang.
- He/She/Jimmy/Lucia had been being invited: Dia/Dia/Jimmy/Lucia telah sedang diundang.
- I/We/You/They/ The students will / would be invited: Saya/Kita/Kamu/Mereka/Para siswa akan diundang.
- I/We/You/They/The students can/could be invited:

---

Saya/kami/Kamu/Mereka/Para siswa dapat diundang.

- I/We/You/They/The students may/might be invited: Saya/kami/Kamu/Mereka/Para siswa mungkin/boleh diundang.



### **ENRICH YOUR VOCABULARY** **Perkaya Kosakata Anda**

Read and Translate this text into Indonesian. Use a dictionary if (it is) necessary.

*Baca dan Terjemahkan bacaan ini ke dalam bahasa Indonesia.*

### **THERMODYNAMICS**

"I perceived that, to make the best use of steam, it was necessary, first, that the Cylinder should be maintained always as hot as the steam which entered it; and secondly, that when the steam was condensed, the water of which it was composed, and the injection itself, should be cooled down to 100<sup>o</sup>, or lower where that was possible. That means of accomplishing these points did not immediately present themselves; but early in 1765 it occurred to me that, if a communication were opened between a Cylinder containing steam, and another vessel which was exhausted of air and other fluids, the steam, as an elastic fluid, would immediately rush into the empty vessel, and continue to do so until it has established an equilibrium; and if that vessel were kept cool by an injection, or otherwise, more steam would continue to enter until the whole was condensed...The fire engine I have invented is now going and answers much better than any other that has yet been made"

James Watt (1736-1819)

The science of thermodynamics has its basic concern

---

the transformation of heat energy into mechanical energy. Thermodynamics thus plays a central role in technology, since almost all of the "raw" energy available for our use is liberated in the form of heat. Even so recent an innovation as the nuclear reactor evolves energy as heat, and its utilization poses problems almost identical with those arise in the utilization of heat from a coal fire. A device that converts heat into mechanical energy is called a heat engine, and the principles that govern its operation are the same whether its heat input ultimately originates in the fission of uranium nuclei or in the oxidation of hydrocarbon molecules.

Before we take up thermodynamics itself, it is appropriate for us to look into the three different mechanisms by which heat may be transferred from one place to another. As an example, when we place one end of an iron rod in a fire, the other end becomes warm as a result of the *conduction* of heat through the iron. Conduction is a very slow process in air; a stove warms a room chiefly through the actual movement of heated air, a process called *convection*. Neither conduction nor convection can take place appreciably in the virtual void of interplanetary space. Instead, the heat the earth receives from the sun arrives in the form of *radiation*. These mechanisms all illustrate a fundamental fact: the natural direction of heat flow is from hot bodies to cold ones.

Source:  
The Foundations of Physics by Arthur Beiser, Addison-Wesley  
Publishing Company, Inc., 1964

---

 **WRITING PRACTICE**  
**Praktek Menulis**

Write three conversations about how to check that someone has understood you.

Follow the examples.

- You* : *Do you get it (paham)?*  
*Cyntia* : *Yes, I do.*
- You* : *Is it quite clear, friend?*  
*Thomas* : *I'm afraid. I'm still confused.*
- You* : *Do you understand the meaning of this statement?*  
*Kiki* : *I think so.*

---

Lesson - Thirty Three

---

## How To Ask Someone To Say Something Again

---

Bagaimana Meminta Orang Lain Mengatakan Sesuatu  
Lagi

*Sorry? I beg your pardon? Pardon? What did you say? I  
didn't hear.*



### **CONVERSATION Percakapan**

Read and Practice these conversations with your friend(s)  
*Bacalah dan Praktekkan percakapan ini dengan temanmu.*

- Mr. Adam : This problem needs *a special treatment* (penanganan khusus).
- You : *Pardon?* (Apa kata Anda tadi? / Mohon diulangi)
- Ms. Grace : This *must be* (pasti) the way to the *shopping center* (pusat perbelanjaan).
- You : Sorry? I'm sorry I *didn't hear* (tak dengar).... *Could you repeat?* (Dapatkah Anda ulangi lagi?)

- 
- Santika : *Will you marry me?* (Apakah kau akan menikahi aku?)
- Thomas : *What?* (Apa katamu tadi?)
- Mr. Steve : *I'll be back* (Aku akan kembali) *in a few minutes* (dalam beberapa menit) *after everything is running well* (berjalan lancar).
- You : *I beg your pardon?* (Apa kata Anda tadi?/Mohon diulangi).
- Orlando : You can visit our webside <http://www.longman-elt.com/dictionaries>
- You : *Sorry? What did you say?* (Apa kata Anda tadi?)



## LISTENING PRACTICE

### Praktek Mendengarkan

Listen to your teacher or your friend reading the conversations above and complete the conversations below. Dengarkanlah guru anda atau teman anda membacakan percakapan di atas dan lengkapilah percakapan di bawah ini.

- Mr. Adam : This problem needs a *special treatment* (penanganan khusus).
- You : *Pardon?* (Apa kata Anda tadi?/ Mohon diulangi)
- Ms. Grace : This *must be* (pasti) the way to the *shopping center* (pusat perbelanjaan).
- You : *Sorry? I'm sorry I didn't hear* (tak dengar).... *Could you repeat?*



- (Dapatkah Anda ulangi lagi?)
- Santika : Will you marry me?(Apakah kau akan menikahi aku?)
- Thomas : *What?*(Apa katamu tadi?)
- Mr. Steve : I'll be back (Aku akan kembali) in a few minutes (dalam beberapa menit) after everything is *running well* (berjalan lancar).
- You : *I beg your pardon?*(Apa kata Anda tadi?/Mohon diulangi).
- Orlando : You can visit our website. <http://www.longman-elt.com/dictionaries>
- You : Sorry?*What did you say?* (Apa kata Anda tadi?)



### **PAIR PRACTICE** **Praktek Berpasangan**

In pairs, practice how to ask someone else to say something again.

**Follow the examples:**

- Nico : *This is a serious matter.*
- You : *Pardon?*
- Mr. Heru : *We must stop there in front of the police Station.*
- You : *Sorry? I'm sorry I didn't hear. Could you repeat?*
- Santika : *Will you marry me?*
- You : *What? What did you say?*



## GRAMMAR UNDERSTANDING

### Pemahaman Tata Bahasa

Look and Say (*Lihat dan Katakan*) the sentences below  
(*kalimat-kalimat di bawah ini*)!

### THE WORD ORDER OF A NOUN PHRASE (Susunan Kelompok Kata Benda)

Perhatikan Urutannya: D-O-DE-SI-AT-SHA-CO-CN-HWN

D	O	EPHITET (Kata Sifat) yang bisa berupa:							Head Word NOUN
		De	Si	A	T	Sha	Co	Class Noun	
a	-	-	-	-	-	-	-	-	door
an	-	-	-	old	-	-	-	-	car
the	-	beautiful	-	-	-	-	-	-	house
that	-	-	tall	-	-	-	-	-	girl
this	-	-	-	young	-	-	-	-	actor
some	-	-	-	-	hot	-	-	-	drinks
many	-	-	-	-	-	square	-	-	boxes
	five	-	-	-	-	-	black	-	bags
	seven	-	-	-	-	-	-	football	players
the	most	beautiful	small	new	-	round	blue	American	stadium
a	-	pretty	medium	-	-	-	white	women	singer

### PENJELASAN

DETERMINER (Kata penentu):	A, an, the, this, that, these, those, five, some, several, many, a lot of, much, another, etc
ORDINATIVE (Kata Bilangan dan Kata Sifat bentuk Comparisons: -er, est, more, most)	One, two, three, first, second, third, smaller, more expensive, the smallest, the most expensive, etc
DESCRIPTIVE (Sifat):	beautiful, ugly, good, bad, cheap, expensive, etc





SIZE (Ukuran):	big, small, tall, short, wide, narrow, medium, large, etc
AGE (Umur):	young, old, new, etc
TEMPERATURE (Suhu):	hot, cold, cloudy, warm, etc
SHAPE (Bentuk):	round, square, triangle, flat, etc
COLOR (Warna):	white, black, blue, green, etc
ORIGIN (Asal):	American, Japanese, Spanish, etc
CLASSIFYING NOUN (Kata Benda yang berfungsi menjelaskan Kata Benda):	gold, silver, bronze, iron, sand, stone, etc
Head Word Noun (Inti Kata Benda):	girl, man, house, car, actor, etc

Look at these examples:

Emellie is a beautiful young lady. Audi is a luxurious modern car. I need some soft tooth brushes. Dr. Jack Simon is a qualified black American scientist. There are five blue Italian shoes. In this place a complex of an elite housing will be build. In the big city like Jakarta, a lot of expensive new Japanese cars can be seen. The low priced edition of this book is good. There are three beautiful beach houses here.



### **ENRICH YOUR VOCABULARY** **Perkaya Kosa Kata Anda**

Read and Translate this text into Indonesian. Use a dictionary if (it is) necessary.

Baca dan Terjemahkan bacaan ini ke dalam bahasa Indonesia.

### **THE MOLE CONCEPT**

Atoms and molecules are small that it is inconvenient to carry out chemical calculations using their masses;

---

a much larger unit is desirable. Such a unit is the *mole*, which was formerly referred to as either the gram atomic weight or the gram molecular weight. A mole may be defined as

*That quantity of a substance whose mass is equal to its atomic or molecular weight.*

Atomic weights are worked out in such a way that a mole of each element contains the same number of atoms. This particular number is known as the Avogadro number and has the value of  $6.0228 \times 10^{23}$  atoms or molecule per mole.

The atomic weight scale is an arbitrary one; ratios of the numbers are fixed by the experimental results, but any value can be chosen as standard. Originally, hydrogen was assigned an atomic weight of exactly 1, and later oxygen was given a value of exactly 16. In order to bring together the scales used by physicists and chemists it was agreed in 1961, at a meeting in Montreal of International Union of pure and applied Chemistry, that the atomic weight scale should be based on a value of exactly 12 for the carbon isotope that has a mass number of 12.

Therefore, the mole also may be defined as follows:

One mole is the amount of material that contains Avogadro's number of particles; Avogadro's number is the number of atoms in exactly 12 of  $C^{12}$ . This definition emphasizes the important point that the mole refers to a fixed number of particles. We can speak of 1 mole of neon, 1 mole of water, 1 mole of sodium ions, or 1 mole of electrons, meaning respectively Avogadro's number of Ne atoms,  $H_2O$  molecules, Na ions, or electrons.

Source: Principles of Chemistry by Keith J Laidler,  
Harcourt, Brace & World, Inc., 1966,

---



 **WRITING PRACTICE**  
**Praktek Menulis**

Write three conversations about how to ask someone else to say something again.

**Follow the example:**

*Farida* : *We must think this project deeply before deciding it.*

*You* : *What? What did you say?*



---

## Lesson - Thirty Four

---

### How To Sum Up

---

Bagaimana Membuat Kesimpulan

*Please summarize .....Please recap.....In closing,.....In brief,.....To sum up.*



#### **CONVERSATION Percakapan**

Read and Practice these conversations with your friend(s)  
*Bacalah dan Praktekkan percakapan ini dengan temanmu.*

Mr. Samuelson : Mr. Ahmad, please *summarize* (buatlah kesimpulan) *what we have agreed* (apa yang telah kita sepakati).

Mr. Ahmad : All right, ladies and gentlemen. Time is *getting on* (lârut)and I think it's time for us to *sum up* (merangkum) what we have agreed *so far* (sejauh ini). One, we *restart* (memulai kembali) our *negotiations* (perundingan) with PT. Siemens Indonesia.



Two, we see *mutual collaboration* (kerjasama saling menguntungkan) is the *best choice of ours* (pilihan terbaik kita). Three, we plan to open *five branches* (lima cabang) in Singapore, Vietnam, India, Thailand, and Nigeria.

Mr. Phillip : Mr. Imron please *recap* (buatlah kesimpulan) on *what we have decided* (apa yang telah kita putuskan).

Mr. Imron : All right, ladies and gentlemen. I think it's time for us to *recap* (merangkum) what we have decided *so far* (sejauh ini). One, we will *send* (mengirim) Mr. Ali to *renegotiate* (merundingkan kembali) with the US Embassy (Kedubes Amerika Serikat) in Indonesia. Two, we do not need *a foreign aid* (bantuan asing). Three, we plan to *solve* (mengatasi) *our problems by ourselves* (permasalahan kita sendiri)

Mr. Jeremy : Ms. Deborah, please *go over* (buatlah kesimpulan) *what we have agreed* (apa yang telah kita sepakati).

Mr. Deborah : Mm, *basically* (pada dasarnya) *we can stand on our feet* (dapat



berdiri di atas kaki sendiri) *without the help* (tanpa bantuan) of IMF (International Monetary Fund). *In other words* (dengan kata lain), our economic condition is *getting better and better* (semakin membaik). The problem is: Are we ready?



## **LISTENING PRACTICE**

### **Praktek Mendengarkan**

Listen to your teacher or your friend reading the conversations above and complete the conversations below. *Dengarkanlah guru anda atau teman anda membacakan percakapan di atas dan lengkapilah percakapan di bawah ini.*

Mr. Samuelson : Mr. Ahmad, please .....  
(buatlah kesimpulan) *what we have agreed* (apa yang telah kita sepakati).

Mr. Ahmad : All right, ladies and gentlemen. Time is *getting on* (larut) and I think it's .....for us to *sum up* (merangkum) what we have agreed *so far* (sejauh ini). One, we *restart* (memulai kembali) our *negotiations* (perundingan) with PT. Siemens Indonesia. Two, we see *mutual collaboration* (kerjasama saling menguntungkan) is the *best choice of ours* (pilihan terbaik kita). Three, we



- plan to open *five branches* (lima cabang) in Singapore, Vietnam, India, Thailand, and Nigeria.
- Mr. Phillip : Mr. Imron please ..... (buatlah kesimpulan) on *what we have decided* (apa yang telah kita putuskan).
- Mr. Imron : All right, ladies and gentlemen. I think it's time for us to *recap* (merangkum) what we have ..... *so far* (sejauh ini). One, we will *send* (mengirim) Mr. Ali *to renegotiate* (merundingkan kembali) with the US Embassy (Kedubes Amerika serikat) in Indonesia. Two, we do not need *a foreign aid* (bantuan asing). Three, we plan to *solve* (mengatasi) *our problems by ourselves* (permasalahan kita sendiri)
- Mr. Jeremy : Ms. Deborah, please ..... (buatlah kesimpulan) *what we have agreed* (apa yang telah kita sepakati).
- Mr. Deborah : Mm, *basically* (pada dasarnya) *we can* ..... *our feet* (dapat berdiri di atas kaki sendiri) *without the help* (tanpa bantuan) of IMF (International Monetary Fund). *In other words* (dengan



kata lain), our economic condition is *getting better and better* (semakin membaik). The problem is: Are we ready?



### **PAIR PRACTICE** **Praktek Berpasangan**

In pairs, practice how to sum up. Follow the examples:

Mr. Agil : Please summarize what we have agreed just now.

You : All right, Sir. One, we restart our negotiations with PT. Siemens Indonesia. Two, we see mutual collaboration is the best choice of ours. Three, we plan to open five branches in Singapore; Vietnam, India, Thailand, and Nigeria.

Mr. Imron : Please recap on what we have decided until today.

You : All right, Madam. One, we will seto nd Mr. Ali renegotiate with the US Embassy in Indonesia. Two, we do not need a foreign aid. Three, we plan to solve our problems by ourselves.





## GRAMMAR UNDERSTANDING

### Pemahaman Tata Bahasa

Look and Say (*Lihat dan Katakan*) the sentences below (*kalimat-kalimat di bawah ini*)!

### COMMANDS and PROHIBITIONS SENTENCES

In this lesson you are going to learn how to make Commands.

This command can be structured by:

INFINITIVE/STEM/ FIRST VERB FORM	OBJECT	ADJUNCT (Keterangan)
Help	me	please.
Move! Shut	the door	OK
Open	page 56.	now.
Come in		
Please, take me	home	
Leave	me	alone.
Fire.		
Sit down, please.		



### ENRICH YOUR VOCABULARY

#### Perkaya Kosa Kata Anda

Read and Translate this text into Indonesian. Use a dictionary if (it is) necessary.

*Baca dan Terjemahkan bacaan ini ke dalam bahasa Indonesia.*

### THE RICHEST MEN IN THE WORLD

Much of the wealth of the world's most monarchs represents national rather than personal assets. The least fettered and most monarchical is HM Sir Mda Hasanah

---

Bolkiah Mu'izzaddin Waddaulah (born 15 July 1946) of Brunei. He appointed himself Prime Minister, Finance Minister and Home Affairs Minister on 1 Jan. 1984. *Fortune* Magazine reported in September 1990 that his fortune was \$25 billion.

*Forbes* magazine estimated in its issue of 23 July 1990 that Yoshiaki Tsutsumi (born 1934) of Japan was the world's richest man, with the assets of \$16 billion. He heads Japan's Seibu Railway Group, and his empire includes golf courses, hotels and ski resorts.

*Forbes* magazine reported in its issue of 22 Oct. 1990 that the richest man in the United States is John Kluge of Charlottesville, VA, with a personal fortune of \$5.6 billion. At the age of 76 Kluge is chairman of Metromedia.

Source: GUINNESS BOOK OF RECORDS by Donald Mc Farlan (Editor), Bantam Books, New York, 1992

## **WRITING PRACTICE** **Praktek Menulis**

Write sentences to make a summing up or conclusion. Start with the expressions below.

**Follow the example:**

*In closing, One, the relationship between the two countries need to be strengthened in the future. Two,.....*

*Three,.....etc.*

*In conclusion,.....*

*In short,.....*

*Briefly,.....*



---

## Lesson - Thirty Five

### How to Check Pronunciation, Spelling, Correctness, and Meaning

---

Bagaimana Mengecek Ucapan, Ejaan, Kebenaran dan  
Arti

*How do you pronounce this word? Is it correct to say...?  
How do you spell the word....? What's the meaning of...?*



#### **CONVERSATION Percakapan**

Read and Practice these conversations with your friend(s)  
*Bacalah dan Praktekkan percakapan ini dengan temannya.*

Yunita : *Sir, how do you pronounce this  
word? (Pak, bagaimana Anda  
mengucapkan kata ini?)*

Mr.Simon : "ENOUGH" (*inuh*).

Yunita : Thank you.

Farida : Did you say "practise" or "  
(practise)"? (Anda mengatakan  
"PRAC TISE" or "PRACTICE?")

Mr.Simon : "PRACTICE"

- 
- ✂
- Farida : Thank you.
- Mr. Simon : What's your name?
- Cyntia : Cyntia.
- Mr. Simon : How do you spell your name?  
(Bagaimana mengeja nama-mu?)
- Cyntia : C-Y-N-T-I-A (si-wai-en-ti-ai-e)
- Mr. Simon : Thank you.
- Sofia : Is it correct to say "I school at SMAN 1 Banda Aceh"? (Apakah benar mengatakan, "I school at SMAN 1 Banda Aceh"?)
- Mr. Simon : No. You should say (seharusnya mengatakan) "I go to school at SMAN 1 Banda Aceh"
- Sofia : Thank you.
- Sri Tunjung : *What does "EXIT" mean?* (Apa arti "EXIT"?)
- Mr. Simon : Oh, it is *often written* (sering ditulis) on the door. It *means* (berarti) *a way out* (jalan keluar)
- Sri Tunjung : Thank you.
- Arwoko : What is the meaning of "GOOD AT" Mathematics? (Apa arti "GOOD AT" Mathematics?)
- Mr. Simon : It *means* (berarti) "CLEVER".
- Arwoko : Thank you.
- Arwoko : *What is "SENANG" called in*



- English?* (Apa bahasa Inggrisnya "SENANG"?)
- Mr. Simon : "HAPPY"
- Arwoko : Thank you.
- Diana : What is the opposite of/antonym of "DIFFICULT"? (Apa lawan kata "DIFFICULT"?)
- Mr. Simon : It is "EASY."
- Diana : Thank you.



## **LISTENING PRACTICE**

### **Praktek Mendengarkan**

Listen to your teacher or your friend reading the conversations above and complete the conversations below.  
*Dengarkanlah guru anda atau teman anda membacakan percakapan di atas dan lengkapilah percakapan di bawah ini*

- Yunita : *Sir, how do you ..... this word?*  
(Pak, bagaimana Anda mengucapkan kata ini?)
- Mr. Simon : "ENOUGH" (*inaf*).
- Yunita : Thank you.
- Farida : Did you ..... "prac'tise" or "practise"? (Anda mengatakan "PRAC'TICE" or "PRAC-TISE?")
- Mr. Simon : "PRAC'TICE"
- Farida : Thank you.
- Mr. Simon : What's your name?
- Cyntia : Cyntia.
- Mr. Simon : How do you spell your



- name?(Bagaimana mengeja namamu?)
- Cyntia : C-Y-N-T-I-A (si-wai-en-ti-ai-e)
- Mr. Simon : Thank you.
- Sofia : Is it ..... (benar) to say "I school at SMAN 1 Banda Aceh"? (Apakah benar mengatakan, "I school at SMAN 1 Banda Aceh"?)
- Mr.Simon : No. You ..... say (seharusnya mengatakan) " I go to school at SMAN 1 Banda Aceh")
- Sofia : Thank you.
- Sri Tunjung : *What does "EXIT" .....?(Apa arti "EXIT"?)*
- Mr. Simon : *Oh, it is often written (sering ditulis) on the door. It means (berarti) a way out (jalan keluar)*
- Sri Tunjung : Thank you.
- Arwoko : What is the ..... of "GOOD AT" Mathematics? (Apa arti "GOOD AT" Mathematics?)
- Mr. Simon : *It means (berarti) "CLEVER".*
- Arwoko : Thank you.
- Arwoko : *What is "SENANG" called in English? (Apa bahasa Inggrisnya "SENANG"?)*
- Mr. Simon : "HAPPY"
- Arwoko : Thank you.
- Diana : What is the ..... of /antonym



of "DIFFICULT"? (Apa lawan kata "DIFFICULT"?)  
Mr. Simon : It is "EASY".  
Diana : Thank you.

 **PAIR PRACTICE**  
**Praktek Berpasangan**

In pairs, practice pronouncing and spelling the word(s), and saying mething in the correct way and asking the meaning of a word/phrase.

You : Sir, how do you pronounce this word?  
Mr. Simon : "ENOUGH" (INAF).  
You : Thank you.  
You : Did you say "prac'tise" or "practise")?  
Mr. Simon : "PRAC' TICE"  
You : Thank you.  
Diana : What's your name?  
You : Cyntia.  
Diana : How do you spell your name?  
You : C-Y-N-T-I-A (si-wai-en-ti-ai-e)  
Diana : Thank you.  
You : Is it correct to say "I school at SMAN 1 Banda Aceh"?  
Mr. Richard : No. You should say "I go to school at SMAN 1 Banda Aceh")  
You : Thank you.

---

You : *What does "EXIT" mean?*  
 Mr. Black : Oh, it is often written on the door. It means a way out.  
 You : Thank you.  
 You : What is the meaning of "GOOD AT" Mathematics?  
 Mrs. Grace : It means "CLEVER".  
 You : Thank you.  
 You : *What is "SENANG" called in English?*  
 Merry : "HAPPY"  
 You : Thank you.  
 You : What is the opposite of / antonym of "GOOD" ?  
 Jacky : It is "BAD".  
 You : Thank you.



## **GRAMMAR UNDERSTANDING**

### **Pemahaman Tata Bahasa**

Look and Say (*Lihat dan Katakan*) the sentences below (*kalimat-kalimat di bawah ini*):

### **DIRECT AND INDIRECT or REPORTED SPEECH (Kalimat Langsung/Tak Langsung atau Kalimat Laporan)**

**Reported Speech can be obtained (dapat diperoleh) from:**

- 1. IMPERATIVE**, for example:  
 "Come in, please," Tom asked.  
 Tom asked her to come in.





"Don't go out"

Mr. Simon told me not to go out.

2. **STATEMENT**, for example:

"I am very happy"

Tommy says that he is very happy.

3. **QUESTIONS** that can be divided into:

3.1. Yes/No-Questions

"Are you busy today?"

Rina asked me IF/WHETHER I was busy that day.

"Was Tiara interested in?"

Susanna asked me IF/WHETHER Tiara had been interested in.

3.2. Wh-/How-Questions

"Where does Rita live?"

Diana wanted to know WHERE Rita lived.

"How did they get there?"

The cop asked the local leader HOW they had got there.

**NOTE:**

Ada perubahan Waktu (time), Kata Ganti (Pronoun) dan Kata Sifat yang menyatakan milik (possessive pronouns) dalam Reported Speech sebagai berikut:

DIRECT SPEECH	INDIRECT/REPORTED SPEECH WAKTU (Time)
today	that day
now	then
here...	there
ago	the previous...
next...	the following...
yesterday	the day before
tomorrow	the next/following day
the day before yesterday	two days before
the day after tomorrow	in two days' time

PRONOUNS dan POSSESSIVE ADJECTIVE (Kata Ganti dan Kata Sifat yang menyatakan milik)	
I	He/She
You	Me/He/She/Them/I/Him/Her
My	His/Her
Our	Their/Our
Your	My/His/Her



### **ENRICH YOUR VOCABULARY**

#### ***Perkaya Kosa Kata Anda***

Read and Translate this text into Indonesian. Use a dictionary if (it is) necessary.

*Baca dan Terjemahkan bacaan ini ke dalam bahasa Indonesia.*

### **THE ENGLISH LANGUAGE**

Of more than 365 million people in the world whose native language is English, not only about 275 million live in the United States and Great Britain. The other 90 million live in Australia, Canada, New Zealand and South

---

Africa, some Pacific islands, and other places where British people settled. Most of the time, one English speaker can understand another. But in every English-speaking country, people added new words to their vocabularies to name animals, plants, and other things that were new to the first British people who went there. British settlers in Australia took the word "kangaroo", for an animal they had never seen before, from the language of the people who were native to Australia. And the British who moved to South Africa took "trek", meaning a long journey by ox wagon, from the language of the Dutch people who settled in the same place.

English speakers of almost every country know what a kangaroo is and use the word "trek" to mean " a difficult journey". But some other " English " words are used only by the people who borrowed or invented them. A South African who talks about " kopjes " and " kloofs " is speaking English, but only another South African or a Dutch person would know he is speaking of hills and valleys. And if an Australian said, " There were some people at the corroboree", only another Australian would understand that he was talking about angry people at a party.

Taken from *WORLD English Book 5* by Johnie Prather (Senior Editor), Harcourt Brace & Company, Orlando, FL, USA ,1981

---



 **WRITING PRACTICE**  
**Praktek Menulis**

Write three conversations about how to pronounce and spell the word(s), how to say something in the correct way and how to ask the meaning of a word/phrase. Follow the examples:

You : *Sir, how do you pronounce this word?*

Mr. Simon : *"ENOUGH" (INAF).*

You : *Thank you.*

Diana : *How do you spell your name, Cyntia?*

You : *C-Y-N-T-I-A (si-wai-en-ti-ai-e)*

Diana : *Thank you.*

You : *Is it correct to say "I school at SMAN 1 Banda Aceh"?*

Mr. Richard : *No. You should say "I go to school at SMAN 1 Banda Aceh"*

You : *Thank you.*

You : *What does "EXIT" mean?*

Mr. Black : *Oh, it is often written on the door. It means a way out.*

You : *Thank you.*



---

## Lesson - Thirty Six

### How To Ask Someone To do Things

---

Bagaimana Meminta Seseorang Untuk Melakukan Sesuatu

*Take me to the location. Put the magazine away. Can you post the letter for me?*



#### **CONVERSATION Percakapan**

Read and Practice these conversations with your friend(s)  
*Bacalah dan Praktekkan percakapan ini dengan temanmu.*

- Ms. Sarah : Can you *post a letter* (mengeposkan surat) for me?
- Irene : *Certainly* (Tentu).
- Mr. Jackson : *Take* (Antarkan) me to the location. *I'm looking for* (sedang mencari) *a hiding place* (tempat persembunyian) of the *smugglers* (penyelundup).
- Zorro : All right.

- 
- Mother : *Put the magazines away* (Singirkan majalah ini). *We want to* (ingin) *use this table right now* (sekarang juga).
- Daughter : Yes, mom.
- Ms. Zaenab : *Could you get* (Dapatkah Anda ambilkan) *some eggs* (beberapa telur), two kilos of sugar and a pack of (sebungkus) *vanilla*, please?
- Shopkeeper : All right. Is it *enough* (sudah cukup)?
- Ms. Zaenab : Yes. I think, thank you. *That's all* (sudah cukup)

### LISTENING PRACTICE

*Praktik Mendengarkan*

Listen to your teacher or your friend reading the conversations above and complete the conversations below. Dengarkanlah guru anda atau teman anda membacakan percakapan di atas dan lengkapi percakapan di bawah ini

- Ms. Sarah : Can you ..... a letter (mengeposkan surat) for me?
- Irene : *Certainly* (Tentu).
- Mr. Jackson : *Take* (Antarkan) me to the ..... *I'm looking for* (sedang mencari) *a hiding place* (tempat persembunyian) *of the smugglers* (penyelundup).

- 
- Zorro : All right.
- Mother : *Put* the magazines .....  
(Singirkan majalah ini). We  
*want to* (ingin) use this table  
*right now* (sekarang juga).
- Daughter : Yes, mom.
- Ms. Zaenab : *Could you* ..... (Dapatkan  
Anda ambilkan) *some eggs*  
(beberapa telur), two kilos of  
sugar and a pack of (sebung-  
kus) vanilla, please?
- Shopkeeper : All right. Is it .....(sudah  
cukup)?
- Ms. Zaenab : Yes. I think, thank you. *That's*  
.....(sudah cukup)



### **PAIR PRACTICE** **Praktek Berpasangan**

In pairs, ask someone to do things.

- You : Can you post a letter for me?
- Irene : *Certainly.*
- You : Take me to the location. I'm  
looking for a hiding place.
- Yoko : All right.
- You : Put the magazines away. We  
want to use this table right now.
- Sriningsih : OK.
- You : Could you buy me The Jakarta  
Post, please?
- Irene : *Certainly.*



## GRAMMAR UNDERSTANDING

### Pemahaman Tata Bahasa

#### COMMANDS and PROHIBITIONS SENTENCES (Kalimat Perintah dan Larangan)

In this lesson you are going to learn how to make Commands or Prohibitions. Commands can be divided into two:

1. **Positive Commands (Perintah).** This command can be structured by:

INFINITIVE/STEM/ FIRST VERB FORM	OBJECT	ADJUNCT (Keterangan)
Help Move! Shut Open Come in Please, take me Leave Fire. Sit down, please.	me, please.  the door, OK page 56.  home me	(Tolong bantu aku)    now. alone.

BE	COMPLEMENT
Be	a good girl.
Be	yourself.
Be	kind to everybody.
Be	quiet, please.



NOUN
Coffee, please
Two glasses of Sprite, please.
Water, only!
Please, five tickets.

PREPOSITIONAL PHRASE
On the table, please.
Of course, in the desk.
On the wall, OK.
Inside the drawer, Peggy!

2. Negative Commands or Prohibitions (Larangan):  
Jangan....

DON'T	INFINITIVE/STEM/ FIRST VERB FORM	OBJECT	ADJUNCT (Keterangan)
Don't	smoke		
Don't	park	your car	here.
Don't	shoot.		after 24:00
Don't	disturb	me.	
Don't	take	pictures	here.

DON'T	Be	ADJECTIVE
Don't	be	upset.
Don't	be	silly.
Don't	be	foolish.
Don't	be	Noisy.

NOT	NOUN	ADVERB	PREPOSITION
Not	money, but time		
Not		this time.	
Not		here.	
Not			for sale. in the box

NO	VERB-ing
No	Smoking!
No	Parking!
No	Entering!



### **ENRICH YOUR VOCABULARY** **Perkaya Kosa Kata Anda**

Read and Translate this text into Indonesian. Use a dictionary if (it is) necessary.

*Baca dan Terjemahkan bacaan ini ke dalam bahasa Indonesia.*

#### **Bombay**

Bombay, the capital of the western Indian state of Maharashtra and the second largest metropolis in India, has developed into an industrial complex second only to Calcutta. Of all the Indian metropolises, it is the most cosmopolitan and has the greatest concentration of skyscrapers. Greater Bombay, comprising the island Bombay (formerly Bombay City), Trombay, and part of Salsette, has a population of 8,243,405 (1981) and an area of 619 km<sup>2</sup> (239 mi<sup>2</sup>). The city has been designated the *Gateway of India* because it is India's major port of Western contact. The port is built around a harbor and handles the country's largest tonnage of foreign trade.

Greater Bombay is separated from the Indian mainland by the waters of Bassein Creek. The Arabian Sea lies to the west and the south. The rock formations exposed in and around Bombay are of volcanic origin and are referred to as Deccan Trap. Alluvium cover is found in the lowlands. The climate is equable with very little seasonal fluctuation.

---

Greater Bombay, of which the southern most part is the island of Bombay, was formed into a metropolitan municipal organization in 1957.

About two-thirds of the population is concentrated on Bombay Island, which has the area of 67km<sup>2</sup> (26 mi<sup>2</sup>). Bombay has one of the highest population densities in the world, in some areas reaching 580 persons per km<sup>2</sup> (1,500 per mi<sup>2</sup>). The city attracts a large number of immigrants, particularly from the states of Maharashtra, Gujarat, and Madhya Pradesh. The principal of languages spoken are Marathi, Gujarati, and Hindi. Of all India's large cities, Bombay offers the greatest religious diversity. More than half its population is Hindu; the rest is divided among PARSIS, Christians, Budhists, Jains, and others.

The Surrounding Black Cotton Soils, India's greatest cotton growing area, has made Bombay one of the largest cotton textile industry employs almost one-half Bombay's factory workers. The rest are primarily employed in the production of silk, artificial fibers, chemicals, and glassware and in the dyeing, bleaching, and printing industries. The city is the home of one of the most successful business families of India, the tatas. The University of Bombay, founded in 1857, the Atomic Research Institute, and the Haffkine Institute, a major center of research in medicine and allied sciences, are some of Bombay's seats of higher education.

Occupied since prehistoric times, the area of Great Bombay was ruled by the kingdom of Aparanta (north Konkan) in the 2rd century and subsequently passed under the control of successive Indian dynasties. It formed part of the kingdom of Gujarat from 1348 to 1534, when

---

the area was ceded to the Portugese. In 1664 the British were granted control of the island of Bombay, and three years later they established a fort and a township there. Bombay became the headquarters of the East India Company in India from 1672 to 1858. In the 19<sup>th</sup> century, the seven islands of Girgaum (where the fort is located), Oldman's island, Colaba, Mazagoan, Parel, mahim, and Worli were joined and the alluvial lowlands drained, resulting in a single island. Landmarks of Western influence of the Victorian era include the Gateway of India, the Victoria Termanus, the Taj Mahal Hotel, the Rajabai Clock Tower, and the High Court.

ASHOK K. DUTT

\*Taken from GROLIER International Encyclopedia by Grolier Incorporated, Danbury, Connecticut, USA, 1991



## **WRITING PRACTICE**

### **Praktek Menulis**

Write three conversations about how to ask someone to do things.

**Follow the examples:**

- You* : *Put the magazines away. We want to use this table right now.*
- Sriningsih* : *OK.*
- You* : *Could you buy me The Jakarta Post, please?*
- Irene* : *Certainly.*



---

## Lesson - Thirty Seven

# How To Express Hobbies and Interests

---

Bagaimana Menyatakan Hobi dan Minat

*Here we are going to learn how to express hobbies and interests.*



### **CONVERSATION Percakapan**

Read and Practice these conversations with your friend(s)

*Bacalah dan Praktekkan percakapan ini dengan temanmu.*

- Mr. Andre : What are your hobbies?  
You : My hobbies are reading books and playing tennis and watching TV.
- Mr. Andre : What books do you like to read?  
You : Books on (mengenai) traveling and adventures.
- Mr. Andre : Do you like traveling (bepergian/melancong)?  
You : Yes I do. I travel a lot.
- Mr. Andre : Are you interested in (tertarik) politics?

- 
- You : Yes, I'm. But I'm not involved (terlibat) in part of (bagian) a certain political party.
- Mr. Andre : What about TV's programs? What programs do you like?
- You : *World News, Morning and Evening News, and Music.*
- Mr. Andre : Do you like watching films?
- You : Sure. I like watching western films (film barat) very much.
- Mr. Andre : Why?
- You : Because I can improve my English and cultures from other countries.
- Mr. Andre : Do you like smoking cigarettes?
- You : Yes, but not quite much.
- Mr. Andre : Do you often go to the beach?
- You : Yes, sometimes I go to the beach with my friends.
- Mr. Andre : Do you have special interest?
- You : Of course. I spend (menghabiskan) most of my time on reading and writing short stories (cerpen).



## LISTENING PRACTICE

### Praktek Mendengarkan

Listen to your teacher or your friend reading the conversations above and complete the conversations below. Dengarkanlah guru anda atau teman anda membacakan percakapan di atas dan lengkapilah percakapan di bawah ini

1. Mr. Andre : ..... are your hobbies?  
You : My hobbies are reading books and ..... tennis and watching TV.
2. Mr. Andre : What books do you ..... to read?  
You : Books on (mengenai) ..... and adventures.
3. Mr. Andre : Do you ..... traveling (bepergian/melancong)?  
You : Yes I do. I travel .....
4. Mr. Andre : Are you ..... in (tertarik) politics?  
You : Yes, I'm. But I'm not ..... (terlibat) in part of (bagian) a certain political party.
5. Mr. Andre : What ..... TV's programs? What programs do you like?  
You : *World News, Morning and ..... News, and Music.*

- 
6. Mr. Andre : Do you like watching films?  
 You : Sure. I like watching .....  
 films (film barat) very much.
7. Mr. Andre : Why?  
 You : Because I can .....  
 my English and cultures from  
 other countries.
8. Mr. Andre : Do you like ..... ciga-  
 rettes?  
 You : Yes, but not quite much.
9. Mr. Andre : Do you ..... go to the  
 beach?  
 You : Yes, sometimes I go to the beach  
 with my friends.
10. Mr. Andre : Do you have ..... in-  
 terest?  
 You : Of course. I spend (menghabis-  
 kan) most of .....time on  
 reading and writing short sto-  
 ries (cerpen).



### **PAIR PRACTICE** **Praktek Berpasangan**

In pairs, asking your friends' hobbies or interests, follow the example:

- You : What are your hobbies?  
 Your friend : My hobbies are going shopping  
 and playing guitar. And you?



---

You : Well, cycling and running are my favorites.  
Your friend : Great (hebat)!

 **GRAMMAR UNDERSTANDING**  
**Pemahaman Tata Bahasa**

Look and Say (*Lihat dan Katakan*) the sentences below (*kalimat-kalimat di bawah ini*)!

**VERB + ing or (NOT) TO STEM**

In English a verb can be followed by another verb. Here are the list of verbs that can be followed by verb + ing or (not) to + stem

I *advise* (menasehati) her continuing her study or to continue her study early. IMF *agrees* (setuju) lending US\$ 550 billion to Indonesia or to lend US\$ 550 billion to Indonesia. The rules do not *allow* (mengizinkan) the students smoking at school or to smoke at school. Prisoners *attempted* (mencoba) escaping but they were stopped or to escape but they were stopped. The girl *began* (mulai) crying or to cry. Kartika will *continue* (melanjutkan) studying in the university or to study in the university. Both Army Generals *decided* (memutuskan) to *cease* (menghentikan) shooting or to shoot. The students *dread* (cemas) taking an examination or to take an examination. Miranda *forgets* (lupa) bringing a dictionary or to bring a dictionary. I *hate* (benci) waiting for the bus too long or to wait for the bus too long. Miranda *intended* (bermaksud) reporting the case to the authority or to report the case to

---

the authority. I *like* (suka) watching TV or to watch TV. I *love* (suka) sitting in this park with you or to sit in this park with you. Susanna *leaves* (membiarkan) her boy friend waiting in the rain or to wait in the rain. We *mean* (bermaksud) starting a business or to start a business. The rules do not *permit* (mengizinkan) the visitors smoking in the hospital or to smoke in the hospital. The police must *prevent* (mencegah) that evil criminal leaving the country or to leave the country. Mr. Simon *prefers* (lebih suka) drinking coffee to tea or to drink coffee to tea. Alexander *proposed* (mengusulkan) getting a scholarship to study in Harvard University or to get a scholarship to study in Harvard University. I *regret* (menyesal) selling my old house or to sell my old house. Prof. Harun *recommended* (menyarankan) the students focusing on their studies or to focus on their studies rather than on politics. I *remember* (ingat) locking my car or to lock my car. We *stop* (berhenti) smoking for good or to smoke for good. Ronny has been *starting* (mulai) learning English or to learn English since he was in Elementary School. The theft *tried* (mencoba) opening the door or to open the door. Your hair *wants* (perlu) cutting or to be cut. This watch *needs* (perlu) repairing or to be repaired. I *can't bear* (tak tahan) being alone or to be alone. I *can't stand* (tak tahan) living in a small house to live in a small house.



## **ENRICH YOUR VOCABULARY** **Perkaya Kosakata Anda**

Read and Translate this text into Indonesian. Use a dictionary if (it is) necessary.

*Baca dan Terjemahkan bacaan ini ke dalam bahasa Indonesia.*

### **USA HOLIDAY** **NEW YORK, NEW YORK!**

Spend two weeks in exciting New York City. Theatre, dance, opera, museums,...

#### **WINNER TAKE ALL!**

Come to Las Vegas and try your luck. When you're tired of winning at the casino, relax by the pool or go to watch a fabulous show...

#### **WHITE WATER MAGIC**

If you are a confirmed sportsman or sportswoman, spend an exciting two weeks with us canoeing in the beautiful Rocky Mountains...

#### **DO IT YOURSELF**

We provide the car or camper van, maps and advice, and you go your own way, discovering the America you want to discover.

#### **ALOHA**

You will never forget the warm welcome of Hawaii. Beautiful sunny beaches, friendly people, luscious tropical food...

---

**FLOAT ALONG**

Enjoy beautiful Texas scenery and wildlife while relaxing on a raft floating down the Rio Grande. A photographer's delight! Comfortable tent accommodation at night...

\*Taken from The New CAMBRIDGE English Course  
Book 2 by Michael Swan and Chaterine Walter

 **WRITING PRACTICE**  
**Praktek Menulis**

Interview your friends and write at least (paling sedikit) five hobbies of your friends',

**follow the example:**

*I have a friend. Her hobbies are cooking, making cake and collecting CDs on Music.*



---

## Lesson - Thirty Eight

### How To Talk About Geography and Its Population

---

Bagaimana Membicarakan Tentang Geografi dan Penduduk

*What is the biggest island in Indonesia? How far is it? Geographically,... What's your country like?*



#### **CONVERSATION Percakapan**

Read and Practice these conversations with your friend(s)  
*Bacalah dan Praktekkan percakapan ini dengan temanmu.*

- Sterling : *What is the biggest island (Apa pulau terbesar) in Indonesia?*
- Thomas : *I think it is Kalimantan island. I have been there (pernah ke sana) twice in 1985 and in 2002.*
- Stuart : *How far (Berapa jarak) is Jakarta from Surabaya?*
- Lucia : *Sorry, I don't know. Err...well, maybe (barangkali) it's more than 1000 kilometers.*

**339**

- 
- Nelson : I heard you have travelled a lot. Is Kuta beach good *for surfing* (untuk selancar)?
- David : Yes, you're right. It's very nice.
- Rosita : The *weather and climate* (cuaca dan iklim) here is very good. Do you get much cold weather in Europe?
- Muller : Yes. It's very cold in *winter* (musim dingin). It's quite different from (cukup berbeda dengan) Indonesia.
- Sugriwo : What's your country like?  
Anderson : Geographically (secara geografis), it's in the *continent* (benua) of Europe. My country is *mountainous* (bergunung-gunung). It has *beautiful forests and lakes* (hutan dan danau yang indah). The *scenery* (pemandangannya) is very spectacular. You will find much *snow* (salju) there. Some *part* (bagian) of the land is *dry* (kering). Along (sepanjang) the *coast* (pantai) there are *many high cliffs* (banyak tebing tinggi).
- Sugriwo : Do you get much rain?  
Anderson : We have much rain *all year around* (sepanjang tahun).



## LISTENING PRACTICE

### Praktek Mendengarkan

Listen to your teacher or your friend reading the conversations above and complete the conversations below. Dengarkanlah guru anda atau teman anda membacakan percakapan di atas dan lengkapi percakapan di bawah ini.

- Sterling : *What is the biggest* ..... (Apa pulau terbesar) in Indonesia?  
Thomas : I think it is Kalimantan island. *I have been there* (pernah ke sana) ..... in 1985 and in 2002.
- Stuart : *How far* (Berapa jarak) is Jakarta ..... Surabaya?  
Lucia : Sorry, I don't know. Err...well, *maybe*(barangkali) it's more than 1000 kilometers.
- Nelson : I heard you have ..... a lot. Is Kuta beach good for *surfing* (untuk selancar)?  
David : Yes, you're right. It's very nice.
- Rosita : The *weather and climate* (cuaca dan iklim) here is very good. Do you get much cold ..... in Europe?  
Muller : Yes. It's very cold in *winter* (musim dingin). It's quite ..... from (cukup berbeda dengan) Indonesia.

- 
5. Sugriwo : What's your country like?  
 Anderson : Geographically (secara geografis), it's in the .....(benua) of Europe. My country is *mountainous* (bergunung-gunung). It has *beautiful forests and lakes* (hutan dan danau yang indah). The *scenery* (pemandanganya) is very ..... You will find much *snow* (salju) there. Some *part* (bagian) of the land is *dry* (kering). Along (sepanjang) the *coast* (pantai) there are *many high cliffs* (banyak tebing tinggi).
6. Sugriwo : Do you get .....rain?  
 Anderson : We have much rain *all year around* (sepanjang tahun).



**PAIR PRACTICE**  
**Praktek Berpasangan**

In pairs, practice asking about geography and its population, follow the example:

- Miranda : What is the total number of the population of Indonesia?  
 You : I think it's about 210,000,000 people.
- Heru : How big is the island of Lombok?  
 You : Sorry, I don't know. Let me check first in my geography book.





## GRAMMAR UNDERSTANDING

### Pemahaman Tata Bahasa

Look and Say (Lihat dan Katakan) the sentences below (kalimat-kalimat di bawah ini)!

#### Do You Still Remember The Use of To Be

NOUN (Kata benda)	BE (is, am, are)	NOUN (Kata benda)
Asia	is	a continent.
India	is	a country.
Java	is	an island.
Riau	is	a province.
Magelang	is	a town.
Kasongan	is	a village.
London	is	a city.
Bandung	is	a town.
A cat	is	an animal.
A computer	is	a machine.
Arabic	is	a language.
Dictionaries	are	books.
Iraq and Japan	are	countries.



#### ENRICH YOUR VOCABULARY

#### Perkaya Kosa Kata Anda

Read and Translate this text into Indonesian. Use a dictionary if (it is) necessary.

*Baca dan Terjemahkan bacaan ini ke dalam bahasa Indonesia.*

#### **KUPPEC (Indonesia) Limited**

is a wholly owned subsidiary of Kuwait Foreign Petroleum Exploration Company. KUPPEC requires individuals to strengthen our Logistics Department in Jakarta

---

and Representative Office in Seram Island in eastern Indonesia

**LOGISTICS/MATERIALS COORDINATOR-BULA-SERAM**


Qualifications:

- Indonesian Citizen, Male, max.45 years old
- Minimum Senior High School, preferable diploma degree
- 5-10 years related experience
- Experienced in Master List, Export-Import materials and equipment in Oil and gas Industries
- Working knowledge of Inventory System and Operations
- Well-organized, self-motivated and able to cooperate effectively with other teams members and leaders
- Good English communication skills, both verbal and written
- Good Computer skills in Microsoft Office

**LOGISTICS/MATERIALS ASSISTANT-JAKARTA**

Qualifications:

- Indonesian Citizen, Male, max.45 years old
- Minimum Senior High School, preferable diploma degree
- 5-10 years related experience
- Well experience in procurement and tendering process
- Experienced in Master List, Export-Import materials and equipment in Oil and gas Industries
- Well-organized, self-motivated and able to cooperate effectively with other teams members and leaders

- 
- 
- Good English communication skills, both verbal and written
  - Good Computer skills in Microsoft Office

KUFPEC (Indonesia) Limited is an equal opportunity employer who awards based on performance and result. A competitive salary and benefit package will be offered to suitably qualified individuals.

Write your application, enclosing CV and current salary to:

Administration department  
PO BOX 1097-JKS 12010  
JKS 12000

Or

Email: kil\_adm@id.com

(Subject: LMC-Bula or LMA JKT)

Closing Date: 25 July 03 (only short listed candidates will be notified)

Taken from The Jakarta Post, 20, 2003

## **WRITING PRACTICE** **Praktek Menulis**

Write three statements about geography and its population, for example:

*Geographically, the position of Indonesia is very strategic. It lies between two oceans and two continents.*



---

## Lesson - Thirty Nine

### How To Express A Hope

---

Bagaimana Menyatakan Sebuah Harapan

*I hope..... I wish.....*



#### **CONVERSATION Percakapan**

Here we are going to learn how to express a hope.  
Read and Practice these conversations with your friend(s)  
Bacalah dan Praktekkan percakapan ini dengan temanmu.

- Berty : *I hope* (berharap) your mother  
will be *better soon* (lekas sembuh).
- You : *I hope so* (saya harap begitu).
- Berlinda : Is' it ten to ten?
- You : I think so, but *my watch* (arloji-  
ku) may be *too* (terlalu) fast.
- Parmila : Well, Mr. Smith, I hope you can  
*grand* (mengabulkan) my pro-  
posal.
- Mr. Smith : Oh, of course. I will *consider*  
(pertimbangkan) it.

- 
- You : I hope to finish my duty tomorrow.
- Dina : We hope so.
- You : I hope not to leave this school until I get a diploma.
- Rebecca : I think so.
- Gogon : I hope the police find *the suspect* (tertuduh/pelaku).
- You : Yes, sure.
- Widuri : I wish tomorrow would be fine and we find a way out.
- You : Yes



### LISTENING PRACTICE

#### Praktek Mendengarkan

Listen to your teacher or your friend reading the conversations above and complete the conversations below.  
*Dengarkanlah guru anda atau teman anda membacakan percakapan di atas dan lengkapilah percakapan di bawah ini*

- Berty : I *hope* (berharap) your mother will be *better* ..... (lekas sembuh).

You : *I hope so* (saya harap begitu).
- Berlinda : Is it ten to ten?

You : I think so, but *my* .....(arlojiku) may be *too* (terlalu) fast.
- Parmila : Well, Mr. Smith, I hope you can ..... (mengabulkan) my proposal.

- 
- Mr. Smith : Oh, of course. I will .....  
(pertimbangkan) it.
4. You : I hope to ..... my duty  
tomorrow.
- Dina : We hope so.
5. You : I hope not to leave this school  
..... I get a diploma.
- Rebecca : I think so.
6. Gogon : I hope the.....find *the*  
*suspect* (tertuduh/pelaku).
- You : Yes,sure.
7. Widuri : I wishtomorrow would be  
.....and we find a way out.
- You : Yes.



### **PAIR PRACTICE** **Praktek Berpasangan**

You are thinking of (sedang memikirkan) buying a new car. Tell five friends of yours about what you are hopin, for example;

- You : I hope I can buy a new car.  
Your friend : Well, it sounds great.



## GRAMMAR UNDERSTANDING

### Pemahaman Tata Bahasa

Look and Say (*Lihat dan Katakan*) the sentences below (*kalimat-kalimat di bawah ini*)!

#### VERBS + (NOT) TO STEM or INFINITIVE

In English a verb can be followed by another verb. Here are the list of verbs that can be followed by

(not) to + stem or verb-1 or infinitive.

AFFORD (*mengusahakan*) – Mr. Simon can not afford to *build* a good nice.

AGREE (*setuju*) – We all agree to *find* a way out.

APPEAR (*nampak*) – That girl appears *not to know* the matter.

ARRANGE (*berencana*) – I arrange to *meet* Cyntia in the café.

ASK (*minta*) – I ask Shinta to *come* to a seminar.

DECIDE (*memutuskan*) – I have decided to *apply* for a position.

ENABLE (*memungkinkan*) – This tool enables us to *enter* this room.

ENCOURAGE (*mendorong*) – My father encourages me to *take* the chance.

EXPECT (*berharap*) – I expect to *be admitted* in the University Entrance Examination.

FAIL (*gagal*) – Agatha failed to get a scholarship to study abroad.

FORCE (*memaksa*) – That man forces all of us *not to make* a riot.

---

HOPE (berharap) - The workers hope the government to solve their problems.

INTEND (bermaksud) - I intend to free you from punishment.

INVITE (mengundang) - US Ambassador invites us to attend a party at his office.

KNOW (tahu) - You must know how to operate this machine.

LEARN (belajar) - I was twenty when I learned to drive a car.

OFFER (menawarkan) - May I offer you a chance to start a business?

ORDER (memerintah) - General Mc Arthur ordered the troops to keep alert.

PERMIT (mengizinkan) - The rules do not permit you to smoke here.

PERSUADE (membujuk) - The doctor persuaded my daughter to take syrup again.

PROMISE (berjanji) - I promise to study harder to reach my goal.

REFUSE (menolak) - He refused to be involved in the Bali bombing.

REMIND (mengingat) - Please remind me to prepare my seminar kits.

SEEM (nampak) - This country seems to be peaceful.

TEACH (mengajari) - Mirnawati teaches us to play piano.

TELL (beritahu) - Tell her not to leave her house after 10.00 p.m.

TEND (cenderung) - The condition tends to be calm.

THREATEN (mengancam) - The terrorists threatened to blow up the airplane.



---

WANT (ingin) – I want you *to stay* here until tomorrow.  
WARN (mengingatkan) – The police warn us *not to enter* the forest at night.  
WOULD LIKE (ingin) – I would like you *to be* rich and happy.  
WOULD LOVE ('d love = mau) – I'd love *to live* in Timika, Papua.  
WOULD PREFER (lebih suka) – I would prefer *to have* lunch now.



**ENRICH YOUR VOCABULARY**  
**Perkaya Kosakata Anda**

Read and Translate this text into Indonesian. Use a dictionary if (it is) necessary.

*Baca dan Terjemahkan bacaan ini ke dalam bahasa Indonesia.*

**United Kingdom of Great Britain and Northern Ireland**

The United Kingdom of Great Britain and Northern Ireland lies at the northwest edge of Europe, separated from the European mainland by the ENGLISH CHANNEL, the NORTH SEA, and the narrow Strait of Dover. It consists of the formerly separate kingdoms of ENGLAND and SCOTLAND, principality of WALES- which are collectively referred to as GREAT BRITAIN- and six counties of NORTHERN IRELAND, which elected to remain within the United Kingdom in 1921 when southern Ireland withdrew to form the Irish Free State (after 1949, the Republic of Ireland, or Eire). The loss of Ireland and its withdrawal from the COMMONWEALTH OF NATIONS in 1949 rendered politically obsolete the use of the collective term Brit-

---

ish Isles. Other integral parts of the United Kingdom are the outlying HEBRIDES, ORKNEY ISLANDS, and SHETLAND ISLANDS, off the coast of Wales; and the ISLE OF WIGHT and the SCILLY ISLANDS, off the southwest coast of England. Separate from the kingdom but administered by the crown, each with its own laws and systems of taxation, are the ISLE OF MAN, located in the Irish Sea; and the CHANNEL ISLANDS, located off the northwest coast of France.

English is the largest and most populous unit in the kingdom, with an area of 130,439 km<sup>2</sup> (50,363 mi<sup>2</sup>) and a population (1986 est.) of 47,254,500. Wales, located to the west and separated from England by a boundary dating back to the Middle Ages, has an area of 20,768 km<sup>2</sup> (8,018 mi<sup>2</sup>) and 2,821,000 inhabitants; it became part of the English kingdom in 1282 but continues to remain a separate language and national identity. Scotland- with an area of 78,7772 km<sup>2</sup> (30,414 mi<sup>2</sup>) and 5,121,000 inhabitants- lies to the north, separated from England by a boundary that extends from Solway Firth (estuary) on the west, across the sparsely populated Cheviot Hills, to north of Berwick upon Tweed. Scotland and England were ruled by the same monarchs after 1603 and were united in 1707 to form the kingdom of Great Britain. Ireland was made an integral part of the kingdom in 1801, changing the official name to the United kingdom of great Britain and Ireland. The present name was adopted after the partition of Ireland in 1921. Northern Ireland has an area of 14,121 km<sup>2</sup> (5,452 mi) and a population of 1,566,800.

Commonly described as "in Europe but not all of it," Great Britain and Ireland remained relatively isolated from

---

world events until the 15<sup>th</sup> century when the Age of Discovery placed them on the world's newly charted sea-lanes and trading routes. Increasingly, the island nation looked away from Europe in later centuries and across the seas to Americas, India, the far east, southern and interior Africa, Australia, and new Zealand. Overseas colonies were established, forming the enormous BRITISH EMPIRE. Many of the colonies chose to retain trade and other ties to Britain when granted independence and are today part of the Commonwealth; because of these ties, however, the United Kingdom's entry into the EUROPEAN ECONOMIC COMMUNITY (EEC) in 1973 was preceded by length negotiations and dispute.

\*Taken from GROLIER International Encyclopedia by Grolier Incorporated, Danbury, Connecticut, USA, 1991

 **WRITING PRACTICE**  
**Praktek Menulis**

Write ten sentences that express a hope, for examples:

*I hope I can manage my problem well.*

*I hope the government to consider the rise of oil price.*



---

## Lesson - Forty

# How To Describe Festivals, Holidays, and Customs

---

Bagaimana Menjelaskan Festival, Liburan dan Adat

*What's the most important holiday in your country? When is it?*



### **CONVERSATION Percakapan**

Read and Practice these conversations with your friend(s)  
*Bacalah dan Praktekkan percakapan ini dengan temanmu.*

- Andrea : Do you have any holidays in your country?
- Cecilia : Yes. I do.
- Catherine : What is *the most important holiday* (liburan paling penting) in your country?
- You : Well, the most important holiday in my country is an Independence Day?
- Catherine : When is it?
- You : Every year, on the seventeenth of August.



- You : Do you have any similar holiday in your country?
- Catherine : Yes. I have. It *happens* (terjadi) every the Fourth of July.
- You : How much do you know about Valentine's Day?
- Catherine : It is a day when people send Valentine cards to their husbands, wives, boyfriends and girlfriends.
- Catherine : *By the way* (ngomong-ngomong) what is Ramadhan?
- You : Ramadhan is the day when the Moslems *do fasting* (berpuasa) for a month. They do not eat or drink in *the daytime* (siang hari). *To mark* (menandai) the end of the Ramadhan there is a special festival. That is the Idul Fitri Day at the first day of Syawal or the first day in the Islamic Calender.



## **LISTENING PRACTICE**

### **Praktek Mendengarkan**

Listen to your teacher or your friend reading the conversations above and complete the conversations below.

*Dengarkanlah guru anda atau teman anda membacakan percakapan di atas dan lengkapilah percakapan di bawah ini*

1. Andrea : Do you have any .....  
in your country?
- Cecilia : Yes. I do.

---

2. Catherine : What is *the most* ..... *holid-*  
*day* (liburan paling penting) in  
your country?

You : Well, the most important holi-  
day in my country is an Inde-  
pendence Day?

3. Catherine : When is it?

You : ..... year, on the seven-  
teenth of August.

4. You : Do you have any similar holi-  
day in your country?

Catherine : Yes. I have. It ..... (terjadi)  
every the Fourth of July.

5. You : How much do you know  
..... Valentine's Day?

Catherine : It is a day when people send  
Valentine ..... to their  
husbands, wives, boyfriends  
and girlfriends.

6. Catherine : *By the way* (ngomong-ngomong)  
what is Ramadhan?

You : Ramadhan is the day when the  
Moslems *do fasting* (berpuasa)  
for a month. They do not eat or  
drink in *the* ..... (siang  
hari). *To mark* (menandai) the  
end of the Ramadhan there is a  
special festival. That is the Idul  
Fitri Day at the first day of



Syawal or the first day in the  
Islamic .....



### **PAIR PRACTICE** **Praktek Berpasangan**

In pairs, practice asking about festivals and holidays,  
follow the example:

- Phillip : What is " Grebeg" festival?  
You : Grebeg is a festival held in some  
places like in Palace of Jogja-  
karta and Solo to *commemorate*  
(memperingati) the birthday of  
Prophet Muhammad.



### **GRAMMAR UNDERSTANDING** **Pemahaman Tata Bahasa**

Look and Say (*Lihat dan Katakan*) the sentences below  
(*kalimat-kalimat di bawah ini*)!

### **DEGREES OF COMPARISONS** **(Tingkat Perbandingan)**

#### **POSITIVE**

The *Comparative compares* (membandingkan) dua benda  
atau orang. Benda atau orang itu mungkin sama atau  
berbeda.

**AS + Adjective + AS .....(se.../sama)**

Contoh:

I am *as old as* you. Farida is *as beautiful as* Miranda



**LIKE and ALIKE .... (sama/seperti)**

Contoh:

This house is *like* my house. Your house and my house are *alike*.

**THE SAME (AS) .....(sama/seperti)**

Contoh:

This picture and that picture are *the same*. Your car is *the same as* my car.

**USING SIMILAR (TO) .....(sama/seperti)**

Contoh:

Your information is *similar to* her information. Your information and her information are *similar*.

**DIFFERENT (FROM).....(berbeda ...dengan)**

Contoh:

Jakarta is *different from* Denpasar.  
Jakarta and Denpasar are *different*.

**COMPARATIVE**

Penggunaan -ER ....THAN disebut COMPARATIVE FORM. Kita menambahkan -er pada Adjective (Kata Sifat) untuk membandingkan dua benda, orang atau sesuatu hal.

**.....ER....THAN .....(lebih....daripada .....).**



---

Contoh:

Marcellina is *older than* Miranda.

The city of Jakarta is *bigger than* Bandung.

We need *fewer* chairs now.

Penggunaan **MORE.....THAN.....**  
(lebih.....daripada.....) disebut **COMPARATIVE FORM** untuk membandingkan dua benda, orang atau sesuatu hal.

Kita menambahkan *more* .... di depan Adjective (Kata Sifat).

**MORE.....THAN ....(lebih....daripada .....**

Contoh:

Marcellina is *more beautiful than* Miranda. Bali is *more famous than* Indonesia.

We need *more* people and *more* chairs.

**LESS.....THAN (sedikit.....daripada)**

Contoh:

This train is *less expensive than* that bus.

This TV is *less cheaper than* that handphone.

### **SUPERLATIVE**

The Superlative *compares* (membandingkan) tiga tau lebih orang atau benda. Kita mengawali kalimat dengan **The ....est** atau **The most....** Yang artinya ter..../paling-  
....

**....EST (paling..../ter....)**



Contoh:

*The busiest city in the world is New York.*

Or *New York is the busiest (of all).*

*The longest river in the world is the*

*Nile. Or The Nile is the longest (of all).*

**MOST....(paling..../ ter....)**

Contoh:

One of *the most beautiful* place in the world is Bali.

Or Bali is one of *the most beautiful (of all).*

I think health is *the most important* thing in my life.

Or Health is *the most important (of all).*

**NOTE:**

Perhatikanlah perubahan bentuk Comparisons dari Positive- Comparative- Superlative !

	POSITIVE	COMPARATIVE	SUPERLATIVE
Tambahkan -er pada Adjectives dengan SATU suku kata	<i>old big long</i>	<i>older than bigger than longer than</i>	<i>the oldest the biggest the longest</i>
Ubahlah -y menjadi i dan tambahkan -er pada Adjective yang berakhir dengan -y.	<i>pretty easy noisy</i>	<i>prettier than easier than noisier than</i>	<i>the prettiest the easiest the noisiest</i>
Gunakan more + adjectives yang memiliki	<i>important expensive</i>	<i>more important than more expensive than</i>	<i>the most important the most expensive</i>

dua atau tiga suku kata			
Bentuk Tidak Teratur	good bad far	better than worse than farther/further than	the best the worst the farthest/furthest



**ENRICH YOUR VOCABULARY**  
**Perkaya Kosa Kata Anda**

Read and Translate this text into Indonesian. Use a dictionary if (it is) necessary.

*Baca dan Terjemahkan bacaan ini ke dalam bahasa Indonesia.*

**United States of America**

The United States of America is located in the middle of the North American continent. The 48 states of the conterminous United States stretch from the Atlantic Ocean in the east, where the country has a 6,000-km-long (3,700-mi) coastline-including the Gulf of Mexico-to the Pacific, where the coast stretches for 2,100 km (1,300 mi). The United States shares borders with only 2 other countries. In the north the border extends across the width of both Canada and the United States and between Alaska (the 49<sup>th</sup> state) and Canada for 8,900 km (5,500 mi); in the south the shorter border with Mexico is 3,111 km (1,933 mi) long. Hawaii (the 50<sup>th</sup> state) is composed of a group of Pacific islands about 3,400 km (2,100 mi) southwest of San Francisco; Alaska occupies the northwestern extremity of North America, with a 10,700 -km (6,700-mi) coastline on the Pacific and Arctic oceans.

The United States is the world's fourth largest country (after the USSR, Canada, and China) and the fourth



most populous (after China, India, and the USSR). The 50 states are blessed with a variety of mineral, agricultural, water, and other land resources that provide the basis for a highly productive economy—in fact, the United States is the world's wealthiest nation. For most of the 20<sup>th</sup> century the country has enjoyed economic preeminence throughout the world, particularly during the post-World War II era. Yet within the United States, the population, per capita wealth, and general welfare are unevenly distributed, with areas of affluence often contiguous with areas of poverty. Beginning in the early 1970s the United States faced economic difficulties brought on by a high foreign trade deficit, the declining value of the dollar abroad, high government spending, and inflation. During the 1980s, inflation was brought under control and tax-cutting stimulated economic expansion in some sectors, although there was stagnation in others. The trade deficit remained, however, and national debt burgeoned as never before. By 1990 the nation was threatened by inflation again, exacerbated by rising oil costs, and by recession.

The United States plays a prominent role in world affairs and is an influential member of such multinational organizations as the United Nations (headquartered in New York City) and World Bank (headquartered in Washington D.C.). The United States, a capitalist nation, has frequently found itself in opposition to the USSR, the most powerful Communist country, although by 1990 there was greater cooperation between the two countries.

\*Taken from *GROLIER International Encyclopedia* by Grolier Incorporated, Danbury, Connecticut, USA, 1991

---



 **WRITING PRACTICE**  
**Praktek Menulis**

Write a short paragraph about a festival or a holiday, follow the example:

*Valentine's day is on the fourteenth of February. It is a day when people celebrate romantic love, and send cards or give red roses or chocolates to the person they love.*



---

## Lesson - Forty One

---

### Talking About Food

---

Bicara Tentang Makanan

*Two Boxes of Fried Chicken. Anything Else? How many....?  
How much....?*



#### **CONVERSATION Percakapan**

Read and Practice these conversations with your friend(s)  
*Bacalah dan Praktekkan percakapan ini dengan temanmu.*

- You : Hi, Mirna. *What's up* (ada apa)?  
Mirna : *Not much* (ndak ada apa-apa).  
But we need two boxes of *fried chicken* (ayam goreng).  
You : *Anything else* (ada lagi)?  
Mirna : *No, that's all* (sudah cukup).  
You : I like coffee.  
Simanjuntak : Not me. I like milk.  
You : *What about* (bagaimana kalau) soda and ice?  
Simanjuntak : I like soda and ice very much.  
You : *Me too* (aku juga).

- 
- You : Do you have *sugar* (gula)?
- Mrs. Sandra : Sure. *How much* (berapa banyak) *sugar* do you want?
- You : Two kilos, please. Anything else?
- You : Eggs?
- Mrs. Sandra : *How many* (berapa banyak) *eggs* (telur) do you need?
- You : Only five pieces.
- Mrs. Sandra : What about *onions* (bawang)?
- You : No, thank you. I think it's *enough* (cukup) for today.
- You : Honey, are we *out of salt* (kehabisan garam)?
- Betty : No. there is a bag *on the shelf* (di rak).



### LISTENING PRACTICE

#### Praktek Mendengarkan

Listen to your teacher or your friend reading the conversations above and complete the conversations below.  
*Dengarkanlah guru anda atau teman anda membacakan percakapan di atas dan lengkapi percakapan di bawah ini*

- You : Hi, Mirna. *What's up* (ada apa)?
- Mirna : *Not* ..... (ndak ada apa-apa).  
 But we need two boxes of *fried chicken* (ayam goreng).
- You : .....*else* (ada lagi)?
- Mirna : *No, that's all* (sudah cukup).
- You : I like .....

- 
- ❁
- Simanjuntak : Not me. I like milk.  
 You : *What* ..... (bagaimana kalau) soda and ice?
- Simanjuntak : I ..... soda and ice very much.  
 You : *Me too* (aku juga).
- You : Do you .....*sugar* (gula)?  
 Mrs. Sandra : Sure. *How much* (berapa banyak) sugar do you .....?
- You : Two kilos, ..... Anything else?  
 You : Eggs?  
 Mrs. Sandra : *How many* (berapa banyak) eggs (telur) do you .....?
- You : ..... five pieces.  
 Mrs. Sandra : What about *onions* (bawang)?  
 You : No, thank you. I think it's .....(cukup) for today.
- You : Honey, are we *out of* ..... (kehabisan garam)?  
 Betty : No. there is a bag *on the shelf* (di rak).

 **PAIR PRACTICE**  
**Praktek Berpasangan**

In pairs, asking about food and drinks. Follow the example:

- You : What food you want to buy today?  
 Emillia : I want to buy an apple, onion, carrot, bean, tomato, egg, rice,



---

chicken, bread, tea, fish, meat,  
coffee, milk, sugar, salt, lettuce,  
garlic, cucumber, pepper, cab-  
bage, orange, lemonade, water-  
melon, etc.



## **GRAMMAR UNDERSTANDING**

### **Pemahaman Tata Bahasa**

Look and Say (*Lihat dan Katakan*) the sentences below  
(*kalimat-kalimat di bawah ini*)!

#### **THE USE OF**

- ✓ How much+ Uncountable Noun.....Berapa banyak?
- ✓ How many+ Countable Nouns.....Berapa banyak?
- ✓ There is+ Singular Noun.....Ada.....
- ✓ There are + Plural Noun.....Ada.....
- ✓ NEED (memerlukan/membutuhkan) WANT (ingin, perlu)

Look and Say the examples below:

*How much water do you drink a day? Ten glasses of water.*

*How much money do you have in the bank? Not much.*

*How much milk do you have on the shelf? Two tins (kaleng) of milk.*

*How many apples do you eat today? Three.*

*How many oranges do you buy? One kilo.*

*How many eggs do you want? Five pieces.*

*There is an apple on the table.*

*There are apples on the table.*

*There is bread on the plate.*

*There are three boxes of bread on the table.*



## **ENRICH YOUR VOCABULARY**

### **Perkaya Kosakata Anda**

Read and Translate this text into Indonesian. Use a dictionary if (it is) necessary.

*Baca dan Terjemahkan bacaan ini ke dalam bahasa Indonesia.*

### **FOOD FROM AROUND THE WORLD**

Food is now international. We can eat burgers (humbergers) anywhere in the world today, but they started in the United States. The Americans were the first to produce 'fast food'. Pizza was an Italian recipe but it became popular in the United States and spread from all over the world. 'French fries' is the American name for fried chipped potatoes which in England are called 'chips'.

Do you have Indian or Chinese restaurants where you live? In Chinese food, the meat, fish and vegetables are cut into small pieces and cooked very lightly. Indian food, on the other hand, is cooked slowly, with a lot of hot spices. Mexican food is very spicy too. The countries of the Eastern Mediteranean also like food with a strong taste. They gave us 'kebabs', pieces of meat cooked on long sticks, and many different kinds of salad.

What other national dishes do you know? English people still enjoy their 'fish and chips' which you can buy in a take-away and eat straight from the paper. In Spain, a 'paella' is a family favorite- a dish of rice with different kinds of seafood. And an Italian meal usually includes a dish of pasta with a delicious sauce.

If you can't travel to these countries, try a restaurant. If you can't do that, buy a recipe book and cook something different at home!

\*Taken from **WORLD CLUB** Book 2 by Michael Harris and David Mower, Pearson Education Limited, Essex, England, 2000

---



 **WRITING PRACTICE**  
**Praktek Menulis**

Mention some vegetables, fruit, and fish you know well and say its functions. Follow the example:

*Orange is very fresh. It can be used to make our skin smooth and relieve our cough.*



---

✿

## Lesson ~ Forty Two

# How To Talk About Problems with Clothes

---


Bagaimana Bicara Tentang Masalah Pakaian  
*I need a suit, please. What color? What size? White, Black,  
Blue, Green, Red, Brown, Pink, etc. Small, Medium, Large*



### **CONVERSATION Percakapan**

Read and Practice these conversations with your friend(s)  
*Bacalah dan Praktekkan percakapan ini dengan temanmu.*

- Customer : I need a suit, please.  
You : Sure. *What size* (ukurannya berapa)?
- Customer : *Medium* (sedang).  
You : And *what color* (warnanya apa)?
- Customer : Blue. I like a blue color.  
You : OK. *This way* (lewat sini), please.
- Customer : I want a *skirt* (rok) and a dress (blus), please.  
You : Sure. *What size* (ukurannya berapa)?

- 
- 
- Customer : *Small* (kecil) and *Medium* (sedang).
- You : And *what color* (warnanya apa)?
- Customer : *Black* (hitam) and *Green* (hijau).
- You : *What else* (apa lagi)?
- Customer : *That's all* (sudah cukup).
- You : OK. *This way* (lewat sini), please.
- Customer : I need a shirt, please.
- You : Sure. *What size* (ukurannya berapa)?
- Customer : Large.
- You : OK. *This way* (lewat sini), please.
- Customer : Do you have this shirt in medium?
- You : Yes, I do.
- Customer : Do you have this shirt in pink?
- You : I'm sorry. No, I don't
- You : May I help you?
- Customer : Yes, please. This shirt is the wrong size (ukurannya keliru).
- You : Oh, I'm sorry. Do you have the receipt (nota)?
- Customer : Yes, I think so.
- You : May I help you?
- Customer : Yes, please. This T-shirt is *too small* (terlalu kecil).

---

You : Oh, I'm sorry. Do you have the receipt (nota)?  
Customer : Yes, I think so.



### **LISTENING PRACTICE** **Praktek Mendengarkan**

Listen to your teacher or your friend reading the conversations above and complete the conversations below.  
*Dengarkanlah guru anda atau teman anda membacakan percakapan di atas dan lengkapi percakapan di bawah ini*

- Customer : I need a ....., please.  
You : Sure. *What size* (ukurannya berapa)?  
Customer : *Medium* (sedang).  
You : And *what* ..... (warnanya apa)?  
Customer : Blue. I like a blue color.  
You : OK. *This way* (lewat sini), please.
- Customer : I ..... a *skirt* (rok) and a *dress* (blus), please.  
You : Sure. *What size* (ukurannya berapa)?  
Customer : ..... (kecil) and *Medium* (sedang).  
You : And *what color* (warnanya apa)?  
Customer : ..... (hitam) and *Green* (hijau).  
You : *What else* (apa lagi)?  
Customer : *That's* .....(sudah cukup).



- You : OK. Thank you.
3. Customer : I need a ....., please.  
You : Sure. *What size* (ukurannya berapa)?  
Customer : .....  
You : OK. *This way* (lewat sini), please.
4. Customer : Do you ..... this shirt in medium?  
You : Yes, I do.  
Customer : Do you have this shirt in pink?  
You : I'm ..... No, I don't
5. You : May I ..... you?  
Customer : Yes, please. This shirt is the ..... size (ukurannya keliru).  
You : Oh, I'm sorry. Do you have the ..... (nota)?  
Customer : Yes, I think so.
6. You : May I help you?  
Customer : Yes, please. This T-shirt is *too small* (terlalu kecil).  
You : Oh, I'm sorry. Do you have the receipt (nota)?  
Customer : Yes, I .....so.

---

Create a conversation like the examples above, for example:

You : May I help you?  
Customer : Yes, please. This T-shirt is *too small*.  
You : Oh, I'm sorry. Do you have the receipt?  
Customer : Yes, I think so.  
Customer : I need a shirt, please.  
You : Sure. *What size?*  
Customer : Large.  
You : OK. *This way*, please



## **GRAMMAR UNDERSTANDING** **Pemahaman Tata Bahasa**

### **THE USE OF**

#### **TOO, SO, EITHER...OR, NEITHER...NOR**

We use *TOO* (juga) at the end of the sentence but we use *SO* (begitu juga) at the beginning of a sentence. We use *TOO* and *SO* in a positive sentence. Look at the sentences below:

Retno is busy and I am *too*. I am hungry and *so* is Rina. Amin studies hard day and night and I do *too*. I like English and *so* does Susanti. Hetty went to the music show and I did *too*.

We use *EITHER* (juga tidak) at the end of a sentence but we use *NEITHER* (juga tidak) and *NOR* (juga tidak) at the beginning of a sentence. We use *EITHER* and *NEI-*



---

THIR and NOR in a negative sentence. Look at the sentences below:

I don't like horror films and Sandra doesn't *either* (*juga tidak*). I did not come to the party last night because I was sick and *neither* did Rico. I am not ready and *nor* is Tuty.



### **ENRICH YOUR VOCABULARY** **Perkaya Kosa Kata Anda**

Read and Translate this text into Indonesian. Use a dictionary if (it is) necessary.

*Baca dan Terjemahkan bacaan ini ke dalam bahasa Indonesia.*

### **FASHION DESIGN**

The term fashion is used to refer to the prevailing mode or style in clothing. The changes in style that influence the public's state in dress are frequently brought about by the innovations of the major couturiers, or fashion designers, who act as arbiters of current trends.

Since the 14<sup>th</sup> century the acknowledged center of the fashion industry has been in Paris, largely because of the predominance of fabric manufacturing and the number of merchants of fashionable goods. Much of France's fashion industry, especially silk weaving, was encouraged by the patronage of the king. To promote their wares the French manufacturers would dispatch dolls, dressed in the latest styles, to the cities and courts throughout Europe, where they were eagerly awaited by the privileged ladies who would make their selection of styles from them.

---

The first French fashion designer of eminence was Rose Bertin (1747-1813), who by 1776 was modiste to Queen Marie Antoinette of France. During the French Revolution, Bertin fled to England; from there she continued to send out fashion dolls dressed in the high-waisted neo-Greek styles. During the Napoleonic age the designer Louis Hippolyte Leroy created apparel for Empress Josephine. The man who created the Parisian fashion industry as it is known today, however, was an Englishman working in Paris, Charles Frederick Worth, who rose from obscurity to become (1858) the fashion arbiter to the Empress Eugenie.

In the 1920s, Coco CHANEL replaced Poiret's exoticism with simple classic suits and dresses of restrained color. Other women with a more romantic approach were Jeanne LANVIN and Madelaine VIONNET (1878-1982). Jeanne Lanvin's career began with her designs for her daughter's clothes, and this free and innocent effect, which was often created with costly brocades and lames, became her *métier*. Vionnet was of the most skilled *couturieres*. She cut and sewed her own designs and profited from a limited copying of their fashions by manufacturers in other countries, particularly the United States. By the 1960s, this practice had increased. Yves Saint-Laurent expanded the limits of the fashion house by opening boutiques with inexpensive ready-to-wear clothes, as well as perfumes, cosmetics, and accessories.

During World War II, Paris was in danger of losing its position of fashion eminence to America. In 1947, however, Christian Dior's triumphant entry into *couture* and his romantic "New Look", with its slim waist, full bust,

---

and long wide skirt, reestablished French domination of the world of fashion.

The 1960s revolutionaries Andre Courreges and Pierre Cardin designed to the youth explosion, offering boots, miniskirts, and pantsuits in space-age-style. They also produced for the ready-to-wear market, and their clothes and accessories were sold internationally under their labels. Also part of the international market were the fashions of Karl Lagerfeld, who designs for Chanel, and Christian Lacroix, who captured attention in the 1980s with his bold colors and innovative silhouettes, particularly the "pouf" or bubble dress.

Taken from Grolier International Encyclopedia, Grolier Incorporated, Danbury, Connecticut, USA, 1990.

### **WRITING PRACTICE** **Praktek Menulis**

Write about your problems with clothes, for example:  
*I have a problem with my shoes. These shoes are too small for me. And here is my receipt.*

---

✂

## Lesson - Forty Three

# How To Talk About Possibility and Impossibility

---

Bagaimana Membicarakan Kemungkinan dan  
Ketidakmungkinan

What do you think if.....? If I have much money,  
I.....Is it impossible for us to.....? I would have ....if I  
had.....



### **CONVERSATION Percakapan**

Read and Practice these conversations with your friend(s)  
*Bacalah dan Praktekkan percakapan ini dengan temanmu.*

- |         |   |
|---------|---|
| Peggy   | : What do you think if (jika) she breaks the rules.                       |
| You     | : <i>If she breaks the rules, she will not (won't) get the promotion.</i> |
| Hastin  | : Do you think you'll attend the meeting today?                           |
| You     | : <i>If it is important, I will be there (akan datang).</i>               |
| Budiman | : What do you plan to do this afternoon?                                  |

- 
- You : *I will go shopping if I have much time.*
- Elisabeth : *What do you think of the crime this time?*
- You : *I would fight all kinds of crimes if I were a cop.*
- You : *There were a lot of soldiers missing in action (mati dalam perang).*
- Ramsay : *If I were not a commander, I would not order them to enter (memasuki) that village.*
- Samantha : *It's too late to apply for the job.*
- You : *If we had sent a letter of application since yesterday, we would not make a mistake.*
- Burhanuddin : *Why don't you continue to university?*
- You : *I would continue to university if my parents supported me.*



## **LISTENING PRACTICE**

### **Praktek Mendengarkan**

Listen to your teacher or your friend reading the conversations above and complete the conversations below.  
*Dengarkanlah guru anda atau teman anda membacakan percakapan di atas dan lengkapilah percakapan di bawah ini*

1. Peggy : *What do you think if (jika) she breaks the rules.*
- You : *If she breaks the rules, she will not*

- 
- 6
- (*won't*) get the promotion.
2. Hastin : Do you think you'll attend the meeting today?  
 You : If *it is* important, *I will be there* (*akan datang*).
3. Budiman : What do you plan to do this afternoon?  
 You : *I will go* shopping if I have much time.
4. Elisabeth : What do you think of the crime this time?  
 You : *I would fight* all kinds of crimes if I were a cop.
5. You : There were a lot of soldiers *missing in action* (*mati dalam perang*).
6. Ramsay : *If I were not* a commander, *I would not order* them to enter (*memasuki*) that village.
7. Samantha : It's too late to apply for the job.  
 You : *If we had sent* a letter of application since yesterday, *we would not make* a mistake.
8. Burhanuddin : Why don't you continue to university?  
 You : *I would continue* to university if *my parents supported* me.



## PAIR PRACTICE Praktek Berpasangan

In pairs, practice expressing possibility and impossibility. Follow the examples:

- A : Why didn't you come to the party last night?
- B : Maybe *I could come* to the party if I got an invitation.
- X : What is your plan for tomorrow?
- Y : *I will finish* my job if *my computer works*.



## GRAMMAR UNDERSTANDING Pemahaman Tata Bahasa

Look and Say (*Lihat dan Katakan*) the sentences below (*kalimat-kalimat di bawah ini*)!

### CONDITIONAL SENTENCES\* (Kalimat Pengandaian)

#### PENGERTIAN

CONDITIONAL SENTENCES adalah kalimat Kalimat Pengandaian yang mengandaikan sesuatu keinginan, harapan, rencana, dll yang **MASIH BISA TERJADI** (Possible), **TAK TERPENUHI /ANGAN-ANGAN** (Unreal), dan **TAK TERWUJUD** (Impossible).

**BENTUK**

Ada 3 (tiga) Jenis Conditional sentence, yaitu:

**TIPE 1: Future Conditional**, yang menyatakan suatu keinginan, harapan ataupun rencana yang **MASIH BISA TERJADI** (Possible), dengan Rumus:

If + S + <u>V1</u> <i>If I <u>pass</u> the exam,</i>	S + Will + V1 <i>I <u>will continue</u> to university.</i>	Faktanya: <u>Maybe I pass</u> the exam if I study hard. Saya mungkin sekali lulus ujian kalau saya belajar keras.
---	---	---

**TIPE 2: Present Conditional**, yang menyatakan suatu keinginan, harapan ataupun rencana yang **TAK TERPENUHI/ANGAN-ANGAN**(Unreal) dengan Rumus:

If + S + <u>V2</u> <i>If I <u>passed</u> the exam,</i>	S + Would + <u>V1</u> <i>I <u>would continue</u> to university.</i>	Faktanya: <u>I DO NOT</u> pass the exam now. (Saya tidak lulus ujian sekarang. Jadi saya tidak melanjutkan ke universitas)
---	--	--

**TIPE 3: Past Conditional**, yang menyatakan suatu keinginan, harapan ataupun rencana yang **TAK TERWUJUD** (Impossible) dengan Rumus:

If + She + had + <u>V3</u> <i>If I <u>had passed</u> the exam,</i>	S+ Would have + <u>V3</u> <i>I <u>would have continued</u> to university.</i>	Faktanya: <u>I DID NOT</u> pass the exam then, (saya tidak lulus saat itu. Jadi saya tidak melanjutkan ke universitas.)
---	--	--





**NOTE:**

Untuk TIPE 2 "WERE" digunakan untuk semua Subyek.

Contoh:

If Rina were still alive, she would be seventeen.

Untuk Tipe 3 sering berbentuk INVERSION (pembalikan posisi Subyek dan Kata Kerjanya serta tidak menggunakan IF.

Contoh:

Had I passed the exam, I would have continued to university.

**PERHATIKAN**

**KETIGA TIPE CONDITIONAL SENTENCE  
DALAM TABEL DI BAWAH INI.**

TIPE	IF CLAUSE,	MAIN CLAUSE	MAKNA/ARTI
1	If + S + V1 <i>If I <u>pass</u> the exam,</i>	S + Will + V1 <i>I <u>will continue</u> to university.</i>	Faktanya: <u>Maybe I pass</u> the exam if I study hard. Saya mungkin sekali lulus ujian kalau saya belajar keras.
2	If + S + V2 <i>If I <u>passed</u> the exam,</i>	S + Would + V1 <i>I <u>would continue</u> to university.</i>	Faktanya: I <u>DO NOT</u> pass the exam now. (Saya tidak lulus ujian sekarang. Jadi saya tidak melanjutkan ke universitas)

3	If + She + had + V3 <i>If I <u>had passed</u> the exam,</i>	S + Would have + V3 <i>I <u>would have continued</u> to university.</i>	Faktanya: I <b>DID NOT</b> pass the exam then, (saya tidak lulus saat itu. Jadi saya tidak melanjutkan ke universitas.)
---	--	--	--

**NOTE:**

According to (menurut) Pyle, Michael A, and Ellen Munoz, Mary (1982) in their book *TOEFL Preparation Guide*, Cliffs Notes, Inc., USA., there are two types of Conditional Sentences: THE REAL CONDITIONAL and THE UNREAL CONDITIONAL.



**ENRICH YOUR VOCABULARY**  
**Perkaya Kosakata Anda**

Read and Translate this text into Indonesian. Use a dictionary if (it is) necessary.

*Baca dan Terjemahkan bacaan ini ke dalam bahasa Indonesia.*

**AGRICULTURE AND THE FOOD SUPPLY**

The supply of food depends on three factors: how much has been produced by agriculture and fishing; how much has been consumed; and how much has been preserved by safe processing and storage. The most important agricultural products for the world's food supply are cereals (grains), pulses, and to a lesser extent, livestock. Cereals, such as wheat, rice, maize (corn), millet, and sorghum, provide nearly all the food energy (calories) and up to 90% of all protein consumed by the world's people.

---

Pigs are the chief meat animal worldwide, followed by poultry, beef cattle, and sheep. Pulses—the seed parts of such legumes as beans, soybeans, and peanuts (groundnuts)—are important sources of protein in the world food supply. Except for sugar and bananas, few of the other crops that are prominent in the world agriculture trade have nutritional significance in the food supply. Many fruits, grains, and vegetables that are often unfamiliar to Western agricultural scientists, however, serve as important local food supplies.

Basic farming practices—planting, harvesting, and storage of crops—are generally similar everywhere, but various systems of farming exist. In many developing nations much of the cropland is currently devoted to subsistence agriculture, a food production system characterized by minimal mechanization, high reliance on human labor, and mostly on-farm consumption of what is grown. About 60% of the world's cropland is estimated to be in subsistence agriculture. Another form of food production, particularly in North America, Europe, Central America, and Oceania, is commercial agriculture, which is large-scale, high mechanized, and entirely market-oriented. A third important system is the characteristic of centrally planned, or socialist, nations. These systems include state farms and collective farms, as in the USSR, and communes, as in China. In general, these systems are designed to provide food for the workers on the farms in return for their labor and also to provide food for the nation as a whole according to a national plan.

\*Taken from GROLIER International Encyclopedia by Grolier Incorporated, Danbury, Connecticut, USA, 1991



## **WRITING PRACTICE** **Praktek Menulis**

Write three conversations about how to talk about possibility and impossibility, for example:

You : *What will we do if there is no car today?*  
Tika : *We will go on foot if there is no car.*



---

## LESSON - Forty Four

# How To Talk About Current News

---

Bagaimana Menceriterakan Tentang Berita Paling Terkini

*Who is the name of.....? Where does he.....? What is meant by.....? When was it.....? What is the tallest.....in the world?*



### **CONVERSATION Percakapan**

Read and Practice these conversations with your friend(s)  
*Bacalah dan Praktekkan percakapan ini dengan temanmu.*

- Mrs. Hastuti : Who is the name of president who has just visited Indonesia after Bali blast?
- You : George W Bush.
- Mrs. Hastuti : Where does the main office of Indonesian president?
- You : In the Presidential Palace.
- Mrs. Hastuti : What is meant by e-Mail?
- You : It is electronic mail. We send news via an electronic machine.

**387**



- Mrs. Hastuti : When was Indonesia proclaimed?
- You : On August 17, 1945 by our late founding fathers (bapak pendiri bangsa), Mr. Soekarno and Mr. Moh. Hatta.
- Mrs. Hastuti : Who is the Chairman of People's Consultative Assembly of Indonesia now?
- You : Prof. Dr. Amien Rais, M. A.
- Mrs. Hastuti : In 2004, Indonesia will have a General Election? What is it for?
- You : *To vote* (untuk memilih) *our Representatives* (wakil-wakil kita) in the House of Representatives and to *elect directly* (memilih secara langsung) the new president of Indonesia.
- Mrs. Hastuti : President Megawati Soekarnoputri will visit Thailand to attend a Summit Meeting. The meeting itself will be attended by ASEAN's Heads of States. What is the meaning of a Summit Meeting?
- You : Sorry, I don't know.



## LISTENING PRACTICE

### Praktek Mendengarkan

Listen to your teacher or your friend reading the conversations above and complete the conversations below.  
*Dengarkanlah guru anda atau teman anda membacakan percakapan di atas dan lengkapilah percakapan di bawah ini*

1. Mrs. Hastuti : Who is the name of the president who has just .....  
Indonesia after Bali blast?  
You : George W Bush.
2. Mrs. Hastuti : Where does the main .....  
of Indonesian president?  
You : In the Presidential Palace.
3. Mrs. Hastuti : What is .....by e-Mail?  
You : It is electronic mail. We send news via an electronic machine.
4. Mrs. Hastuti : ..... was Indonesia proclaimed?  
You : On August 17, 1945 by our ..... founding fathers (bapak pendiri bangsa), Mr. Soekarno and Mr.Moh. Hatta.
5. Mrs. Hastuti : Who is the .....  
of People's Consultative Assembly of Indonesia now?  
You : Prof.Dr.Amien Rais,M.A.
6. Mrs. Hastuti : In 2004, Indonesia will ..... a General Election?  
What is it for?

---

You : *To vote* (untuk memilih) *our Representatives* (wakil-wakil kita) in the House of Representatives and to *elect* ..... (memilih secara langsung) the new president of Indonesia.

7. Mrs. Hastuti : President Megawati Soekarnoputri will visit Thailand to attend a Summit Meeting. The meeting itself will be attended by ASEAN's Heads of States. What is the the meaning of a Summit Meeting?

You : Sorry, I don't know.



### **PAIR PRACTICE** **Praktek Berpasangan**

Ask and answer questions with your partner, for example:

You : What is the tallest mountain in the world?

Your partner : Mt. Everest.

You : Who is Prime Minister of Malaysia?

Your partner : Dr. Mahathir Muhammad.





## GRAMMAR UNDERSTANDING

### Pemahaman Tata Bahasa

Look and Say (*Lihat dan Katakan*) the sentences below  
(*kalimat-kalimat di bawah ini*)!

QUESTIONS WITH BE USING WHO: Siapa....?

WHO asks about people.

WHO	BE	SUBJECT?
Who	are	you? I'm Jessica.
Who	is	that man? That is Mr.Crane.
Who	is	that woman? That is Mrs.Stone.
Who	are	they? They are Susanna and Tuty.
Who	is	your English teacher? Mr. Black.

QUESTIONS WITH BE USING WHERE: Dimana/  
Kemana?

WHERE asks about the place.

WHERE	BE	SUBJECT?
Where	are	you? At home.
Where	is	the key? Inside the bag.
Where	is	the Malioboro Mall? On Jl. A. Yani.
Where	are	you going? To the market.

---

QUESTIONS WITH BE USING WHAT: Apa....?

WHAT asks about things.

WHAT	BE	SUBJECT?
What	are	you? I'm a student.
What	is	that? That is a code.
What	is	this? This is a notebook.
What	are	those? Those are new types.
What	is	it? It is a handphone.

QUESTIONS WITH BE USING WHEN: Kapan...?

WHEN asks about the time.

WHEN	BE	SUBJECT?
When	is	the music show? On March 15, 2003.
When	is	it ready? Tomorrow.
When	were	you yesterday? In Jakarta.



**ENRICH YOUR VOCABULARY**

***Perkaya Kosakata Anda***

Read and Translate this text into Indonesian. Use a dictionary if (it is) necessary.

*Baca dan Terjemahkan bacaan ini ke dalam bahasa Indonesia.*

**The editor of *Just Seventeen* You want to be an editor?**

Bev Hillier has been in publishing for ten years and is the editor of *Just seventeen*. She says, 'As an editor you have to be aware of the kind of things your readers are interested in and be able to respond to them. As well as



keeping your eyes open as to what's going on in the world around you, it means listening to what they, the readers, are saying.'

"Just Seventeen" is published weekly and each edition takes three weeks from the planning stage to publication. First of all we have an editorial meeting. This magazine is very 'structured', in that we have regular sections on fashion, beauty, advice, and fiction, as well as various features such as 'Spy' and 'Frontline'. Each of these areas is looked after by an editor-fashion has a fashion editor, beauty a beauty editor, etc.

'At the editorial meeting, each editor will put forward ideas and it's up to me to say 'great, go ahead' or 'no, that's completely wrong for "Just Seventeen"'. Each editor knows the 'feel' and 'look' of the magazine, so most of the ideas they bring are suitable. And of course I chuck in my own ideas, as do all the designers.

'Once we've decided what's going into the magazine, I do a plan of the issue. That's my job to get the whole thing together, to make sure everything is completed on time and to try and read each item that goes in.

'A lot of what goes into Just Seventeen is gut reader response. Every week we get hundreds of letters and I'll read as many of them as I can. So, if a lot of people are writing in about a programme like Home and Away, we'll do a feature on it. Or if we get forty letters asking to have a picture of the group Perfect Day, we'll go and interview them. Our advice column also gets about 300 letters a week and is naturally based on what our readers are worried and anxious about. So we are very typical, very in tune with our readers. We know what they want and we give it to them'.

---

As well as managing the editorial department and being involved in the day to day running of the Magazine, Bev has to look ahead to the future. 'I have to look at where Just Seventeen is now and where it will be going in the next year. I have to do a lot of forward planning and come up with ideas for promotions and covers. So, it's pretty wide mums, the next I could be reading the copy for the next issue of the magazine.'

'For me, seeing the magazine come out every week, knowing that it's keeping a lot of people happy and that's so successful, that's brilliant, it's really satisfying.'

#### **So You want to be an editor?**

- To be an editor of any type of magazine or book you must be able to spell correctly and write clearly. Always keep your eyes open for difficult or unusual spellings.
- Be on the look-out for interesting ways of approaching new subjects.
- Start with a clear idea of the type of magazine you would especially like to work on.
- Choose two or three magazines, look at them closely and work out what sort of things they would want. Bev advises: 'Go and see them, or write to them with loads of ideas. Tell them why you like the magazine, why you think you have the right style and why you believe you can react in the same way that the readers do.'
- Get a relevant college qualification, in media studies for example, at a polytechnic. You could otherwise

---

try a specialist course, such as those offered at the London College of Printing.

Taken from **INSIDE STORY TEEN MAGAZINE** by TIM MERRISON,  
Wayland (Publishers) Limited, East Sussex, BN3 1JD, 1989

 **WRITING PRACTICE**  
**Praktek Menulis**

Write a piece of current news from TV, radio or newspaper,  
for example:

*Indonesian National Army Chief General Indriartono  
Sutarto said that the 2004 General Election was a big  
event, so we had to succeed it.*



---

## Lesson - Forty Five

# How To Ask For Information in a Bank

---

Bagaimana Menanyakan Informasi di Bank

*Bank teller. A Deposit. A Checking Account. A Saving Account. Fill out a form. Withdrawal Slips. ATM. Credit Cards.*



### **CONVERSATION Percakapan**

Read and Practice these conversations with your friend(s)  
*Bacalah dan Praktekkan percakapan ini dengan temanmu.*

- Customer : I'd like to *open an account* (buka rekening).
- You : *Certainly* (pasti). *Just fill out this form* (isi saja formulir ini) and take it to the *officer* (petugas).
- Customer : Oh, *by the way* (ngomong-omong) can I *draw* (menarik) my account *at any time* (setiap saat)?
- You : *Why not* (kenapa tidak)?
- Customer : Excuse me. I'd like to *cash* (menguangkan) this check.

- 
- You : Sure. *Wait a minute* (silakan tunggu sebentar). I'll call you back.
- Customer : Thank you.
- Customer : *How busy* (bagaimana sibuknya) is the *customer service* (layanan konsumen) at this Bank of BRI?
- You : It's very busy everyday especially on Mondays.
- Customer : How long will you be at the bank?
- You : For 10 hours.
- Customer : Excuse me. I'd like to *make a withdrawal* (menarik uang)?
- You : Certainly. Please fill out this withdrawal slip. And then take it to the teller (kasir).
- Customer : Thank you.
- Customer : Excuse me. I'm interested in getting an ATM card.
- You : *Sit down, please* (silakan duduk). I'll get you the forms (formulir).
- Customer : Thank you.
- Customer : Which bank *pays higher interest* (membayar bunga lebih tinggi), the State Bank or the Commercial Bank?
- You : The Commercial Bank, I think. Why?
- Customer : Just want to know.



## LISTENING PRACTICE

### Praktek Mendengarkan

Listen to your teacher or your friend reading the conversations above and complete the conversations below.

*Dengarkanlah guru anda atau teman anda membacakan percakapan di atas dan lengkapi percakapan di bawah ini*

1. Customer : I'd like to ..... *an account*  
(buka rekening).  
You : *Certainly (pasti). Just fill out this form (isi saja formulir ini) and*  
..... *it to the officer*  
(petugas).  
Customer : *Oh, by the way (ngomng omong)*  
*can I draw (menarik) my* .....  
*at any time (setiap saat)?*  
You : *Why not (kenapa tidak)?*
2. Customer : Excuse me. I'd like to .....  
(menguangkan) this check.  
You : *Sure. Wait a minute (silakan*  
*tunggu sebentar). I'll call*  
.....  
Customer : Thank you.
3. Customer : *How busy (bagaimana sibuk-*  
*nya) is the* ..... *service*  
(layanan konsumen) at this  
Bank of BRI?  
You : *It's very busy everyday*  
..... *on Mondays.*  
Customer : How long will you be at the  
bank?



- You : For 10 hours.
4. Customer : Excuse me. I'd like to .....a  
*withdrawal* (menarik uang)?
- You : ..... Please fill  
out this withdrawal slip. And  
then take it to *the teller* (kasir).
- Customer : Thank you.
5. Customer : Excuse me. I'm .....in  
getting an ATM card.
- You : *Sit down, please* (silakan duduk).  
I'll get you the forms (formulir)..
- Customer : Thank you.
6. Customer : Which bank *pays higher*  
..... (membayar  
bunga lebih tinggi), the State  
Bank or the Commercial Bank?
- You : The Commercial Bank, I think.  
Why?
- Customer : Just ..... to know.



### PAIR PRACTICE

#### Praktek Berpasangan

In pair, create a conversation between a customer and a bank teller or a bank officer, for example:

- Officer : Good morning. *What can I do for you* (apa yang bisa saya bantu)?
- Customer : I'd like to open an account.
- Officer : *Take a seat, please* (silakan duduk).
- Customer : thank you.



## GRAMMAR UNDERSTANDING

### Pemahaman Tata Bahasa

Look and Say (*Lihat dan Katakan*) the sentences below  
(*kalimat-kalimat di bawah ini*)!

#### DO YOU STILL REMEMBER DEGREES OF COMPARISONS?

(*Tingkat Perbandingan*)

##### POSITIVE

The Comparative *compares* (*membandingkan*) dua benda atau orang. Benda atau orang itu mungkin sama atau berbeda.

**AS + Adjective + AS** .....(*se.../sama*)

Contoh:

I am *as old as* you. Farida is *as beautiful as* Miranda

**LIKE and ALIKE** .... (*sama / seperti*)

Contoh:

This house is *like* my house. Your house and my house are *alike*.

**THE SAME (AS)** .....(*sama / seperti*)

Contoh:

This picture and that picture are *the same*. Your car is *the same as* my car.

**USING SIMILAR (TO)** .....(*sama / seperti*)



Contoh:

Your information is *similar to* her information. Your information and her information are *similar*.

**DIFFERENT (FROM).....(berbeda ...dengan)**

Contoh:

Jakarta is *different from* Denpasar.  
Jakarta and Denpasar are *different*.

### **COMPARATIVE**

Penggunaan **-ER ...THAN** disebut **COMPARATIVE FORM**. Kita menambahkan **-er** pada Adjective (Kata Sifat) untuk membandingkan dua benda , orang atau sesuatu hal.

**.....ER....THAN .....**(lebih....daripada .....

Contoh:

Marcellina is *older than* Miranda.  
The city of Jakarta is *bigger than* Bandung.  
We need *fewer* chairs now.

Penggunaan **MORE.....THAN.....** (lebih....daripada .....) disebut **COMPARATIVE FORM** untuk membandingkan dua benda , orang atau sesuatu hal.

Kita menambahkan **more.....** di depan Adjective (Kata Sifat).

**MORE.....THAN .....**(lebih....daripada .....

Contoh:



Marcellina is *more beautiful than* Miranda. Bali is *more famous than* Indonesia.  
We need *more* people and *more* chairs.

**LESS.....THAN** (sedikit.....daripada)

Contoh:

This train is *less expensive than* that bus.  
This TV is *less cheaper than* that handphone.

### **SUPERLATIVE**

The Superlative *compares* (membandingkan) tiga tau lebih orang atau benda. Kita mengawali kalimat dengan **The ....est** atau **The most....** Yang artinya ter..../ paling....

.....EST (paling..../ ter....)

Contoh:

*The busiest city* in the world is New York.  
Or New York is *the busiest (of all)*.  
*The longest river* in the world is the Nile. Or The Nile is *the longest (of all)*.

**MOST....(paling..../ ter....)**

Contoh:

One of *the most beautiful* place in the world is Bali.  
Or Bali is one of *the most beautiful (of all)*.  
I think health is *the most important thing* in my life.  
Or Health is *the most important (of all)*.



## **ENRICH YOUR VOCABULARY** **Perkaya Kosakata Anda**

Read and Translate this text into Indonesian. Use a dictionary if (it is) necessary.

*Baca dan Terjemahkan bacaan ini ke dalam bahasa Indonesia.*

### **CITIBANK PLANS NEW GLOBAL NETWORK FOR ONE BILLION CUSTOMERS**

*"We want to provide sophisticated services around the globe and continually stay ahead of our competitors." -Stan Welland, Citibank, Global Technology Infrastructure Division*

By Ross Milburn

Citibank wants to expand its clientele to 1 billion customers by the year 2010, and to reach that goal, the financial giant has launched a comprehensive restructuring of its operations.

Already a leader in the field in the use of technology, Citibank has decided that a key component of its strategy is to use a single set of Internet-based technology standards across its global enterprise. To Stan Welland, head of Citibank's Global Technology Infrastructure Division, the goal is to get all participants in the bank's technology-including suppliers, customers and internal users-on a common, user-friendly platform. "Then you can communicate uniformly," while minimizing interface problems, downtime and delays in delivering new products to retail and business banking customers, Welland says.

*"We want to provide sophisticated services around the globe and continually stay ahead of our competitors,"*

---

Welland says. "This requires the latest network technology we can provide the bank with."

**Service depends on the network**

All modern banking service depend on a mostly invisible part of a financial institution's infrastructure-the network. While all banks need networks, when a bank tries as hard as Citibank to deliver fast, efficient service, the network becomes a correspondingly more important part of its operations.

In order to provide the very best foundation for future operations and services, last March Citibank signed up AT&T solutions<sup>SM</sup> to take responsibility for much of its data networking on a worldwide basis. The contract covers the global corporate data network, which also provides customers services through 1,300 locations worldwide, including 153 locations in 17 Asia Pacific countries. "As we enter the new era of digital commerce, the financial-services industry faces an enormously challenging and complex range of networking requirements," says Rick Roscitt, president and CEO of AT&T Solutions.

**Cost-effective network management**

It is estimated that Citibank will save approximately \$250 million in operating costs over the five-year, US\$750 million agreement. The partnership should improve Citibank's overall network service quality and reliability while lowering its operating costs.

UNDER THE AGREEMENT, AT&T will transfer Citibank's multiple-data networks to a common Global Data Network (GDN) platform, to be managed from AT&T

---

Solutions's Global Client Support Center (GCSC) in North Carolina, U.S.A.

**AT&T's buying power**

AT&T will also relieve Citibank of the burden of handling commercial transactions with other carriers and network-equipment vendors. AT&T can achieve efficiencies/cost reduction by standardization of processes for such products and services, and Citibank shares in the savings.

**Citibank's core business**

By outsourcing its networking requirements to AT&T Solutions, Citibank will obtain operating efficiencies, gain access to world-class information technology and free internal resources to better serve its own customers. Welland explains that, as a global financial-services provider, Citibank has to focus on its core competency-banking.

Extracted from Newsweek November 23, 1998



**WRITING PRACTICE**  
**Praktek Menulis**

Complete the deposit slip below, follow the example:

■ BANK OF CHINA

WITHDRAWAL SLIP

Account No. <i>No. Rekening</i> .....	Currency <i>Mata Uang</i>		Amount <i>Jumlah</i>
Branch <i>Cabang</i> .....	<input type="checkbox"/> Rupiah		
Name <i>Nama</i> .....	<input type="checkbox"/> Forex <i>Valas</i>	Rate <i>Kurs</i>	
Address <i>Alamat</i> .....		Charges <i>Biaya</i>	
Withdrawal <i>Penarikan</i>		Amount <i>Jumlah</i>	
<input type="checkbox"/> Cash <i>Kontan</i>	Amount in words <i>Terbilang:</i> .....		
Transfer to <i>Acc.No</i> <i>Pemindahbukuan</i>	.....		
Beneficiary <i>Name</i> <i>Atas Nama</i>	.....		
Branch <i>Cabang</i>	Approved <i>Disahkan</i>	Teller <i>Kasir</i>	Customer's Signature <i>Tanda</i> <i>tangan</i> <i>Konsumen</i>

Bank Use Only *Diisi Oleh Bank*



---

## Lesson - Forty Six

### How To Warn Someone About The Danger

---

Bagaimana Memperingatkan Seseorang Tentang  
Bahaya

*Swimming in the sea prohibited! Beware of the dogs! Be  
Careful! Watch out!*




#### **CONVERSATION Percakapan**

Read and Practice these conversations with your friend(s)  
*Bacalah dan Praktekkan percakapan ini dengan temanmu.*

- You : "BEWARE OF THE DOGS  
"There are a lot of dogs about  
(di sekitar) the area.
- George : Thank you.
- You : Look at the warning,  
"SWIMMING PROHIBITED".  
It means that if you swim here,  
you will never been seen again!
- Agustine : All right.
- Fatimah : *Don't swallow it* (jangan me-  
nelannya) or you will be sick.

**407**

- 
- 
- You : Oh, really?
- Government : Read the government's warning: "CIGARETTES CAN DAMAGE YOUR HEALTH". Now please give up or you will get (kena) cancer.
- You : I know.
- You : *Watch out (Awas)!* The train is coming the other way.
- Driver : Yes. I know.



### **LISTENING PRACTICE** **Praktek Mendengarkan**

Listen to your teacher or your friend reading the conversations above and complete the conversations below.  
*Dengarkanlah guru anda atau teman anda membacakan percakapan di atas dan lengkapi percakapan di bawah ini*

- Fatimah : *Don't swallow it (jangan menelannya) or you will be sick.*
- You : Oh,.....?
- Government : Read the government's warning: "CIGARETTES CAN DAMAGE YOUR ....."  
Now please give up or you will get (kena) cancer.
- You : I know.
- You : *Watch out (Awas)!* The train is coming the .....way.
- Driver : Yes. I know.



## PAIR PRACTICE

### Praktek Berpasangan

In pair, Give warnings and suggest action, for examples:

- You : DON'T TOUCH THIS! *It is a high voltage.*
- Siti : Thank you. *Don't worry (jangan khawatir). I won't.*
- You : WATCH OUT! *The battery is empty.*
- Erna : *No problem (beres).*



## GRAMMAR UNDERSTANDING

### Pemahaman Tata Bahasa

Look and Say (*Lihat dan Katakan*) the sentences below (*kalimat-kalimat di bawah ini*)!

### Prohibitions (Larangan):

DON'T	INFINITIVE / STEM / FIRST VERB FORM	OBJECT	ADJUNCT (Keterangan)
Don't	smoke		here.
Don't	park	your car	after 24:00
Don't	shoot.		
Don't	disturb	me.	
Don't	take	pictures	here.

DON'T	Be	ADJECTIVE
Don't	be	upset.
Don't	be	silly.
Don't	be	foolish.
Don't	be	Noisy.



### **ENRICH YOUR VOCABULARY**

#### ***Perkaya Kosakata Anda***

Read and Translate this text into Indonesian. Use a dictionary if (it is) necessary.

*Baca dan Terjemahkan bacaan ini ke dalam bahasa Indonesia.*

### **DANGEROUS FRIENDS**

A first-year student, Marie, doesn't know anyone at her university. She decides to join the tennis club to meet new people.

Here is her personal diary

#### **MONDAY**

Today was my first day at the university. I feel very lonely. I don't know anyone. Maybe I will meet some new people at the tennis club tomorrow.

I hope so.

#### **TUESDAY**

I had a great time at the tennis club this afternoon. Everyone seems so nice and friendly. I met a really nice

---

guy, Bob. I can't wait to go to a party this weekend with them after tennis club.

### SUNDAY

I'm confused. After playing tennis, Bob and I went to a party. At first, everything was wonderful. I was meeting new people. I was so excited. But everyone was drinking and drinking and drinking. And they kept giving me drinks. They said I had to drink to have fun. They said that everyone in the tennis club has to drink. That is the tradition of the tennis club. I don't like to drink. It makes me confused.

During the party, many people got very drunk. They were not fun to be with. I was the first person to leave the party. Bob looked angry when I left.

I feel alone now. I really want to have friends. I know that I could have many friends with the tennis club people if I liked to drink. And I like Bob. Maybe he could be my boyfriend! Should I change? I don't want to be left out. Do I have to drink to have friends? I'm confused.

\*Taken from IMPACT Topics by Richard R Day and Junko Yamanaka, Longman Asia ELT, Hong Kong, 2001

## **WRITING PRACTICE** **Praktek Menulis**

Write five warnings, for examples:

**DON'T SWALLOW IT!**

*It's poisonous.*

**USE THE RECOMMENDED TOOL.**

*This machine is automatic.*

---

## Lesson - Forty Seven

# How To Ask For The Climate and Weather

---

Bagaimana Menanyakan Iklim dan Cuaca

*What is the best time to visit Bali? What is the warmest period? From June to November.*



### **CONVERSATION Percakapan**

Read and Practice these conversations with your friend(s)  
*Bacalah dan Praktekkan percakapan ini dengan temanmu.*

- Johnson - : What is *the best time* (saat yang tepat) to *visit* (mengunjungi) Bali?
- You : It's best to visit Bali in July or August.
- You : What is the best time of the year to visit California, Grace?
- Grace : In Summer, I think.
- You : When's your Summer?
- Grace : From November to April.
- Johnson : What is *the warmest period* (saat paling hangat)?
- You : From June to September.

- 
- You : *What is it like in Winter* (seperti apa di Musim Dingin)?
- Margaret : It's *awful* (buruk sekali). It's very cold and wet. Don't go to Indonesia in December or January.
- You : How hot is it in Summer?
- Lucia : It's very hot. It can *go up* (mencapai) to 35<sup>o</sup>.
- Peggy : Is there any *much rain* (banyak hujan) in December?
- You : Yes, *quite a lot* (cukup banyak).



### **LISTENING PRACTICE** **Praktek Mendengarkan**

Listen to your teacher or your friend reading the conversations above and complete the conversations below. *Dengarkanlah guru anda atau teman anda membacakan percakapan di atas dan lengkapi percakapan di bawah ini*

- Johnson : What is the ..... *time* (saat yang tepat) to *visit* (mengunjungi) Bali?
- You : It's best to ..... Bali in July or August.
- You : What is the best time of the ..... to visit California, Grace?
- Grace : In Summer, I think.
- You : When's your Summer?
- Grace : From November to April.

- 
- Johnson : What is *the warmest* .....(saat paling hangat)?
- You : From June to September.
- You : *What is it like in Winter* (seperti apa di Musim Dingin)?
- Margaret : It's ..... (buruk sekali). It's very cold and wet. Don't go to Indonesia in December or January.
- You : How hot is it in Summer?
- Lucia : It's ..... hot. It can *go up* (mencapai) to 35<sup>o</sup>
- Peggy : Is there any *much* ..... (banyak hujan) in December?
- You : Yes, *quite a lot* (cukup banyak).



### PAIR PRACTICE Praktek Berpasangan

Now ask your friends about the weather in his or her country.

- You : What is the weather like in March, Mike?

Mike (USA) : .....
- Agatha (UK) : How hot is it in August in Indonesia?

You : .....
- You : How long does the Summer *last* (berlangsung)?

Gabby (Mexico) : .....





## GRAMMAR UNDERSTANDING

### Pemahaman Tata Bahasa

Look and Say (*Lihat dan Katakan*) the sentences below  
(*kalimat-kalimat di bawah ini*)!

#### THE USE OF PREPOSITIONS\*

##### (Penggunaan Kata Depan)

**AT** is used to show (digunakan untuk menunjukkan):

- part of the day, for examples: *at night, at the weekend, at the end of March, at the moment, at noon, at midnight, at the present time, at present.*
- a specific time on the clock, for example: *at 7 o'clock, at 10:30.*
- a state or continued activity, for example: *at work, at school, at university, at the store.*
- show a price, age, level, rate, for example: *sold at US\$ 50.00, at the age of 25, at 25 kilometers, at an hour.*
- a point in space, for example: *at my house, at the bus stop, at the airport.*

**ON** is used to show (digunakan untuk menunjukkan):

- a specific day of the week, for example: *on Sunday, on Monday, on Tuesday, etc.*
- a specific date of the month, for example: *on September 11, 2002.*
- a means of traveling, for example: *on foot, on a ship, on 6 o'clock train (BUT by tram, by bus, by plane).*

- 
- traveling, for example: *on my way home, on my way to campus, on a journey,*
  - the upper most horizontal surface, for example: *on top of the page.*
  - the edge of, for example: *on the river, on the border.*
  - a position supported by a surface, for example: *on the table, on the bus, on my finger, on page 51.*
  - a means of , for example: *The car can run on patrol, She lives on potatoes.*
  - in the direction of, for example: *on my right, on Rome.*

**IN is used to show (digunakan untuk menunjukkan):**

- a position contained by something with depth, length, and height or within an enclosed space, for example: *in a box, in the cupboard, in the class, in the sea, in a car, in bed.*
- a position surrounded by an area with and not beyond an open space, for example: *in the garden, in the street, in the windows, in her mouth.*
- with the names of countries, seas, towns, cities, and villages, for example: *in Thailand, in the Atlantic, in Jakarta, in Wonosari.*
- an area of activity or employment, for example: *in business, in politics, in insurance, in silk, in red, in uniform, in a T-shirt.*
- direction of movement, for example: *in the wrong direction, in the east, in the direction of London.*
- express oneself, for example: *in English, in Arabic, in Japanese, in Chinese.*

- 
- by means of, for example: *write in ink, write in pencil.*
  - a day of the month, for example: *in June, in May 2003, in Summer, in the 21<sup>st</sup> century, in World War Two, in Vietnam War, in Iraq War.*
  - during more than one, for example: *in three weeks, in two months.*
  - at some time during, at the time of, for example: *in the morning, in the afternoon, in the evening, on Monday morning.*
  - after, at the end of, for example: *in five minutes, in a few weeks. In three months.*

Contoh:

The bag is on the table.

I sit beside her.

The shop is open from 9 a.m until 8 p.p.m.

The picture is on the wall.

(\*)Taken from Longman Dictionary of English Language and Culture  
by Della Summer(Director), Pearson Education Limited, Edinburgh,  
Essex, England, 2000



## **ENRICH YOUR VOCABULARY**

### **Perkaya Kosa Kata Anda**

Read and Translate this text into Indonesian. Use a dictionary if (it is) necessary.

*Baca dan Terjemahkan bacaan ini ke dalam bahasa Indonesia. Gunakanlah kamus bila diperlukan.*

### **The Mass Media Today**

New technologies have continued to transform the mass media. Since the 1960s, COMMUNICATIONS SATELLITES have made instantaneous global communication

---

a reality. During the 1970s, CABLE TV became a popular alternative to broadcast television, the first home video-cassette recorders and prerecorded tapes appeared, and videogames and personal computers were introduced. COMPACT DISCS, laser discs, TELETEXT, and VIDEO-TEX also made their debut during the 1980s. The communications revolution that began in the 19<sup>th</sup> century shows no signs of slowing as new technologies, such as fiber optics and high-definition television, continue to appear.

In the 20th century the mass media have also been characterized by a movement toward concentrated ownership. Increasingly, more and more media of all types are owned by fewer and fewer persons or corporate entities. Media firms are often called "empire". The largest are enormous conglomerates, with multinational, multimedia holdings that are used in combination to increase sales.

Advertising contributes to the content of the mass media while, at the same time, it supports them. Most U.S. newspaper and magazine publishers and radio and television stations make their profits from the sale of space or time to advertisers. In other words, the "products" that these media create and sell are audiences. The cost of buying space or time is added to the price of an advertiser's goods or services (although, theoretically, increased sales as a result of advertising should result in lowered prices). A medium's dependence on advertising may force it to concentrate on attracting larger audiences rather than providing better content. Advertising may also influence media content: a magazine that runs cigarette ads may not be enthusiastic about printing an article on the dangers of smoking. Moreover, the distinction between ad-

---

vertising and other types of content is not always clear. Advertisers have found ways to work their products into news reports, movies, television programs, and even specialized media directed at schools.

The mass media are the most effective means of disseminating information to large numbers of people in a short period of time. It is possible, claim some experts, that the media inundate people with more information than they can process effectively, making them feel anxious and powerless. Information in U.S. mass media often takes the form of entertainment, which draws the largest audiences and is therefore the most profitable. Media critic Neil Postman argues that in trying to make all of their messages entertaining, the media trivialize serious subjects, such as the news, politics, and religion.

\*Taken from GROLIER International Encyclopedia by Grolier Incorporated, Danbury, Connecticut, USA, 1991



## **WRITING PRACTICE**

### **Praktek Menulis**

Write the situation of a certain place in your town or state, for example:

*Indonesia has a hot and humid climate. The weather in Jakarta ranges from (berkisar dari) hot and humid to hot and dry.*



---

## Lesson - Forty Eight

# How To Make Phone Calls and Write Memos

---

Bagaimana Mengadakan Panggilan Telepon

*This is Sofia Andalusia. I'm calling Herawati. Is she in? Hi.  
Diana. This is Timothy. Can we talk?*



### **CONVERSATION Percakapan**

Read and Practice these conversations with your friend(s)  
*Bacalah dan Praktekkan percakapan ini dengan temannmu.*

- Diana : Hello?  
You : Hi. Diana. This is Timothy speaking. Can we *talk* (bicara)?  
Diana : Well, I am *finishing* (sedang menyelesaikan) my paper right now. I'm sorry. Can I call you *back* (tilpun kamu kembali)?  
You : Sure. Thank you. Talk to you later. Bye.  
Diana : Bye.  
Selvia : Doctor Soepomo's Office. How can I help you?

- 
- You : This is Mrs. Arie Soedibyo from Solo. I need to *make an appointment* (membuat janji) today. I *hurt* (sakit) my neck.
- Selvia : Oh, I'm sorry. *What about* (bagaimana kalau) tomorrow?
- You : Tomorrow at 10:00? That's all right. See you then.
- Selvia : Feel better!
- You : Thank you.
- Mr. X : Indo Jaya Group. Can I help you?
- Mr. Y : Yes, please. This is Sofia Andalusia. I'm calling Herawati. Is she *in* (ada/masuk kerja)?
- Mr. X : Yes, she is. *Just a moment* (sebentar), please....Her, this is for you.



### **LISTENING PRACTICE** **Praktek Mendengarkan**

Listen to your teacher or your friend reading the conversations above and complete the conversations below.  
*Dengarkanlah guru anda atau teman anda membacakan percakapan di atas dan lengkapilah percakapan di bawah ini*

- Diana : Hello?
- You : Hi. Diana. This is Timothy. Can we ..... (bicara)?
- Diana : Well, I *am finishing* (sedang menyelesaikan) my paper right

- now. I'm sorry. Can I call you  
 ..... (tilpun kamu kembali)?
- You : ..... Thank you. Talk to  
 you later. Bye.
- Diana : Bye.
- Selvia : Doctor Soepomo's .....  
 How can I help you?
- You : This is Mrs. Arie Soedibyo from  
 Solo. I need to *make an*  
 ..... (membuat janji)  
 today. I *hurt* (sakit) my neck.
- Selvia : Oh, I'm ..... *What about*  
 (bagaimana kalau) tomorrow?
- You : Tomorrow at 10:00? That's all  
 right. See you then.
- Selvia : ..... better!
- You : Thank you.
- Mr. X : Indo Jaya Group. Can I  
 ..... you?
- Mr. Y : Yes, please. This is Sofia  
 Andalusia. I'm calling  
 Herawati. Is she *in* (ada/masuk  
 kerja)?
- Mr. X : Yes, she is. *Just a* .....  
 (sebentar), please....Her, this is  
 for you.





## PAIR PRACTICE Praktek Berpasangan

Practice in pairs. Use these companies (perusahaan) and people below.

Bakrie Brother's - *Farida Hanum*

Indosiar Visual Mandiri - *Mario Sinaga*

Siemens Indonesia - *Emilia Nur Hanifah*

PT. Gramedia - *Kusherawati*

- A. 1. A : .....  
B : Hello. Is.....there?
2. A : No, I'm sorry. ....not in right now.  
Who's calling?  
B : This is..... I'm from  
.....When will .....be  
back?
3. A : .....Would you like to *leave a message* (meninggalkan pesan)? .....  
B : Yes. My phone number is.....
- B. 1. A : PT. Gramedia.  
B : Hello. Is.....there?
2. A : No, I'm sorry. ....not in right now.  
Who's calling?  
B : This is.....I'm from...When  
will .....be back?
3. A : I'm not sure. *Any message* (ada pesan) for  
her?  
B : Yes. My number's.....



## GRAMMAR UNDERSTANDING

### Pemahaman Tata Bahasa

Look and Say (*Lihat dan Katakan*) the sentences below (*kalimat-kalimat di bawah ini*)!

#### THE USE OF MODAL AUXILIARY

##### (Kata Kerja Bantu)

**CAN-COULD** + *the Stem or Simple Form of a Verb Or Verb-1* expresses *ability* (kemampuan), *possibility* (kemungkinan), and *permission* (izin) and a *polite request* (permohonan sopan).

Contoh:

I can (dapat) speak English. Marcellina can speak Japanese. Can you speak Arabic? Yes, I can. Ratna can speak Dutch but I can't speak it. Thomas is a strong boy. He can (mungkin dapat) move that big stone. You can (boleh) stay here until tomorrow. Can (Dapatkah) you show me the way to the Garuda Hotel? Sure. Could (Sudikah/Dapatkah) you please help me?

**MAY-MIGHT** + *the Stem or Simple Form of a Verb Or Verb-1* expresses *possibility* (kemungkinan), and *permission* (izin).

Contoh:

At 3 p.m. she may (mungkin) be at home. It is cloudy. It may rain tonight. Anita and Dessy may come late. You may (boleh) go home now. May (Bolehkah) I enter the next room? That's all right.

---

**MUST-HAD TO** + the Stem or Simple Form of a Verb Or Verb-1 expresses necessity (keharusan).

Contoh:

Sorry, I *must be off* (harus berangkat). I *must* (harus) come to the meeting. You *must not* (jangan/dilarang) be late if you want to keep your job. We must do it now. Tomorrow I am going to take an exam. I must study hard. I have to study tonight. I *have to talk* (harus bicara) to her before leaving for Jakarta. Nita *has to attend* (harus menghadiri) the party today. There was no bus last night. I *had to walk on foot* (harus berjalan kaki).

**SHALL** + the Stem or Simple Form of a Verb Or Verb-1 sometimes used with **I** and **We** to express the future tense.

Contoh:

I/ We *shall* (akan) be home tomorrow. I shall have completed my report by Saturday.

In questions, **Shall** is used to make a **suggestion**.

Contoh:

It's very hot here. Shall I open the window? Is that okay with you? Shall we have lunch now? I'm very hungry.

**SHOULD** + the Stem or Simple Form of a Verb Or Verb-1 expresses a *suggestion or advice* (saran). It has the moral duty to do something.

Contoh:

You look so tired. You *should* (sebaiknya/seयोगyanya)

---

take a rest. I'm dizzy.. You should see a doctor.

**WILL + the Stem or Simple Form of a Verb Or Verb-1** expresses a future *plan* (rencana), *willingness* (kemauan) , or make a *prediction* (prakiraan).

Contoh:

Susanna *will* (akan) go to Surabaya tomorrow. I *will* (mau) help you. I know you have a lot of problems. Thomas *will pass* (akan lulus) his exam because he studies hard day and night.

**WOULD+ the Stem or Simple Form of a Verb Or Verb-1** expresses a *polite request* (permohonan sopan).

Contoh:

*Would* (Sudikah/Maukah) you please open the door?  
*Would* you mind *turning down* (mengecilkan volume) the TV?

**OUGHT TO + the Stem or Simple Form of a Verb Or Verb-1** expresses a *suggestion or advice* (saran).It has the moral duty to do something.

Contoh:

You *ought to look after* (sebaiknya /seyogyany a merawat) your children well.  
That man *ought to be punished* (dihukum).

**BE ABLE TO + the Stem or Simple Form of a Verb or Verb-1** is *similar to* (sama dengan) **CAN** to express *ability*.

Contoh:

I hope I *will be able to* come (mampu/dapat datang) to your house soon. I think Fahmi *is able to find*

---

(mampu/dapat menemukan) a way out. When I was a child I was able to move this cupboard.

**USED TO + the Stem or Simple Form of a Verb or Verb-1** expresses a past situation.

Contoh:

I *used to* (dulu) live with my parents in a village.  
Ramli *used to* smoke, but he doesn't smoke anymore now.

**BE USED TO and ACCUSTOMED TO (+ Noun or Verb-ing)** are used to express a *habitual past or custom* (kebiasaan di masa lalu).

Contoh:

I am from Yogyakarta. I am *used to* (biasa) hot weather. I am *accustomed to* (biasa) hot weather. We are *used to* speaking English on Wednesdays. We are *accustomed to* (biasa) *speaking* English on Wednesdays.



### **ENRICH YOUR VOCABULARY**

#### **Perkaya Kosakata Anda**

Read and Translate this text into Indonesian. Use a dictionary if (it is) necessary.

*Baca dan Terjemahkan bacaan ini ke dalam bahasa Indonesia.*

Dear Sally,

Let's have a drink after the class.

Shall we meet at the pub at 6.30?

Yours,

Polly

---

Dear Polly,  
What a nice idea!  
See you at 6.30.  
Yours,  
Sally

Dear Carlos,  
Why don't we go and see 'Rock, rock, rock of ages'  
this evening? Let's meet at the station at 6.55.OK?  
Yours,  
Annie

Dear Annie,  
Sorry. I can't go this evening.  
Perhaps another day?  
Yours,  
Carlos

Dear Oliver,  
Meet me at Joe's house.  
It's very important.  
Yours,  
AL

Dear Al;  
OK.Where'S JOE'S HOUSE?  
OLIVER  
JANET\_\_\_\_\_  
LUNCH TODAY?  
JOE

Dear Joe,  
I'm afraid I'm not free today.  
How about tomorrow?

---

Janet

Dear Susan,

Would you like to have dinner with me at the City next Friday?

I'll call you in the Rolls at about 7.30.

Yours,

Jonathan

Dear Jonathan,

Thank you. I would very much like to have dinner with you on Friday.

Yours,

Susan

Dear Alex,

Meet me at seven o'clock at the usual place.

Don't tell Carola.

Love,

Judy

\* Taken from: The New CAMBRIDGE English Course Book 1,  
by Michael Swan and Catherine Walter,  
Cambridge University Press, 1990



## **WRITING PRACTICE**

### **Praktek Menulis**

Write three short memos, for examples:

*Dear Joe,*

*I'm afraid I'm not free today.*

*How about tomorrow?*

*Janet*

---

*Dear Oliver,  
Meet me at Joe's house.  
It's very important.  
Yours,  
AL*



---

## Lesson - Forty Nine

---

### How To Persuade Someone

---

Bagaimana Membujuk Seseorang

*Let me try. Come on, please. Just for me, please.*



#### **CONVERSATION Percakapan**

Read and Practice these conversations with your friend(s)

*Bacalah dan Praktekkan percakapan ini dengan temanmu.*

Conductor : Sorry, Madam. This bus is *full* (penuh).

Woman : Why don't you *let me on* (biarkan aku naik)? Please, *let me try* (biar aku coba).

You : Mellisa, Armando and I go to *the swimming pool* (kolam renang), but she is *reluctant* (enggan) to swim.

Armando : *Come on, Mell* (Ayolah, Mell). *Don't be like that!* (Jangan seperti itulah!)

You : Please. *Just this once!* (sekali ini saja!).

- 
- ❁
- Mellisa : That's all right.
- Clerk : *Tickets are gone, sorry* (maaf, tiket habis).
- Mr. Niko : *Just for me, please.* (Cuma untuk aku, tolonglah).
- Clerk : Sorry, Sir. *No tickets left* (tersisa).
- Mr. Niko : How do I *persuade* (membujuk) Anda?
- You : My friends and I will have two-day English camping at Kukup beach in Wonosari, Jogjakarta. One of my friends, Ariesta will not join us because she think it *worthless* (tak ada artinya).
- Agustinus : Oh, *come on, Ar* (ayolah, ar). It's *not as bad as you think* (ini tak seburuk yang kau kira).




## LISTENING PRACTICE

### Praktek Mendengarkan

Listen to your teacher or your friend reading the conversations above and complete the conversations below. *Dengarkanlah guru anda atau teman anda membacakan percakapan di atas dan lengkapilah percakapan di bawah ini*

- Conductor : Sorry,..... This bus is *full* (penuh).
- Woman : Why don't you *let me on* (biarkan aku naik)? Please, *let me* ..... (biar aku coba).

- 
- 
- You : Mellisa, Armando and I go to *the swimming pool* (kolam renang), but she is ..... (enggan) to swim.
- Armando : *Come on, Mell* (Ayolah, Mell). *Don't be like that!* (Jangan seperti itulah!)
- You : Please. *Just this* .....!(sekali ini saja!).
- Mellisa : That's all right.
- Clerk : *Tickets are* ....., *sorry*(maaf, tiket habis).
- Mr. Niko : *Just for me, please.* (Cuma untuk aku, tolonglah).
- Clerk : Sorry, Sir. *No tickets left* (tersisa).
- Mr. Niko : How do I ..... (membujuk) Anda?
- You : My friends and I will have two-day English camping at Kukup ..... in Wonosari, Jogjakarta. One of my friends, Ariesta will not join us because she think it *worthless* (tak ada artinya).
- Agustinus : Oh, *come on, Ar* (ayolah, ar). It's *not as bad as you think* (ini tak seburuk yang kau kira).



## **PAIR PRACTICE** **Praktek Berpasangan**

Please, persuade someone to do something, follow the example:

Your child is reluctant to eat.

*Come on, it's very nice. Try one, please.*

Use the statements below:

1. Your girl or boy friend is lazy.
2. Your friend is talkative.
3. That man is sick.
4. The class will have a final test.
5. Today is going to rain.



## **GRAMMAR UNDERSTANDING** **Pemahaman Tata Bahasa**

Look and Say (*Lihat dan Katakan*) the sentences below (*kalimat-kalimat di bawah ini*)!

### **THE USE OF**

**LET, MAKE, and HELP + Verb in a Stem Form LET**

Mr. Smith lets (membiarkan) the students play outside.

The police let the demonstrators pass by the Presidential Palace.

### **MAKE**

The manager made (menyuruh) the staffs attend a meeting.

---

The coach makes all players follow his instructions.

### HELP

I help Hamidah clean the floor.

We have to help Jane find her key.



### **ENRICH YOUR VOCABULARY**

#### ***Perkaya Kosakata Anda***

Read and Translate this text into Indonesian. Use a dictionary if (it is) necessary.

*Baca dan Terjemahkan bacaan ini ke dalam bahasa Indonesia.*

### **DON'T FEAR FAILURE**

SO HERE YOU ARE, mired in the mud of a stalled career, wondering why success keeps dancing just beyond your fingertips. A chorus of business gurus has the answer. Success eludes you-ready for this?-because you haven't failed enough.

Many career experts tout failure as the castor oil of success. The idea isn't to fling yourself into a certain disaster in order to be mystically rewarded with triumph. Rather, it's a simple recognition that people who willingly risk failure and learn from loss have the best chance of succeeding at whatever they try.

Failure is easy to recognize. "It usually involves loss of money, self-esteem or status," says Carole Hyatt, co-author of *When Smart People Fail*. At the very least, it is simply not getting what you want.

Not that rational people should wish for calamity, says

---

Rabbi Harold Kushner, author of *When Bad Things Happen to Good People*. But a stiff dose of misfortune is often a painfully effective tutor. It "teaches you something about your strength and acquaints you with your limitations," notes Kushner. "That's an important part of maturity".

"Continuous success builds arrogance and complacency", says multibillionaire industrialist H. Rose Perot. "I want people who love the battlefield, people willing to go to the wall". "You learn a great deal more from what doesn't work than from what does". Failure, he says, is merely the cost of seeking new challenges.

Here are several helpful suggestions:

1. **Stop using the "F" word.** High achievers, says Charles Garfield, author of *Peak Performers: The New heroes of American Business*, rarely refer to "failure", a loaded word suggesting a personal dead end. They prefer "glitch", "bollix" or "course correction".
2. **Don't take it personally.** Failure is an attitude as well as an outcome," warns Harvey Mackay, author of *Swim with the Sharks Without Being Eaten Alive*. "The language you use to describe yourself can become a powerful reality", adds Carole Hyatt. Repeatedly calling yourself an unemployed salesperson not only labels you as out of work- synonymous with failure in our society- it limits your potential. Better to consider yourself someone "with options", suggests Hyatt.
3. **Be prepared.** Help insulate yourself by mapping a catastrophe plan. Ask yourself: *What is the worst that can happen?* Imagining loss of job or spouse can force you to clearly consider practical alternatives. Do you have enough insurance and cash reserves to carry you



through a difficult period? Do you have talents that could bring in an income if your employer dismissed you? Keep in mind that the Chinese ideogram for "crisis" consists of the characters for both "danger" and "opportunity". Broadening your support system is also crucial. The answer to failure, 'says Hyatt, is' to have a balanced life centered on family, friends and hobbies." No single venture or job should support your entire emotional life. Says organizational psychologist Mortimer R Feinberg: "If you're too reliant on one environment, you will become a fossil. I know an unemployed executive is in real trouble when I ask about his plans for a new job and he says he has none".

4. **Learn to fail intelligently.** Jack Matson, a University of Houston professor, developed a course his students dubbed "Failure 101". Matson had his class build mock-ups of products no one would buy. "They designed hamster hot tubs and kites to fly in hurricanes," says matson.

The ideas were ridiculous, but one Matson's students equated failure with innovation instead of defeat, they feel free to try anything. Since most students had at least five failures before finding their business niche, they learned not to take failure as the last word, says Matson. "They learned to reload and get ready to shoot again".

"Failure is a normal, natural way of mapping the unknown," says matson, "so compress your trials into as small a time period as possible."

5. **Never say die.** Glen Early's construction company



failed in 1975. the only 25, Early borrowed on his home rather than declare bankruptcy. He continued to work in construction, trying to master the intricacies of management. In 1982, he "got very enough" to borrow more to start his own business again, having built a solid reputation with banks for getting through difficulties.

Early expanded his new construction business cautiously. He took college courses in business administration. By 1988, Early's company made *Inc.* magazine's list of America's 500 fastest-growing privately owned companies.

Early is not complacent. Memories of hard times haunt him. "I can't afford to get arrogant about success," he says. "So, I'm always trying to improve my business."

With that attitude, tempered by failure, he's likely to be on top for years to come. You can be too.

Simplified from: *Reader's Digest*, July 1990



## **WRITING PRACTICE** **Praktek Menulis**

Write a conversation about how to persuade someone to do or not to do something, for example:

- Lucia* : *I am dizzy all day.*  
*You* : *You should take this pill. It will make you feel better.*  
*Lucia* : *Thank you.*



---

## Lesson - Fifty

### How To Describe A Mechanical Problem

---

Bagaimana Menjelaskan Problem Mekanik

*You can pick it up at 10:00. I'll drop it off. Let's check.*



#### **CONVERSATION Percakapan**

Read and Practice these conversations with your friend(s)  
*Bacalah dan Praktekkan percakapan ini dengan temanmu.*

- You : My computer *doesn't work* (rusak).
- Mechanic : No problem. Can you *leave it* (tinggalkan) here? You can *pick it up* (ambil) at about ten.
- You : OK. Can you give me an *estimate* (perkiraan biaya)?
- Mechanic : Sure. It'll be *about* (kira-kira) Rp.210,000
- You : I have a problem with my car. My AC is *not working* (rusak).
- Mechanic : What kind of car is it?
- You : TOYOTA

**439**

- 
- Mechanic : Can you *drop it off* (mengantarkannya) at Auto Repair at about 9:00?
- You : OK. I'll *be there* (ke sini).
- You : I'm here to *drop off* (mengantarkan) my *refrigerator* (kulkas).
- Mechanic : What's the problem?
- You : Well, last night I put some fresh fruit and vegetables into the refrigerator, but the fruit and vegetables *became dry* (jadi kering).
- Mechanic : OK. Let me check first.
- You : Great! *What time can I pick it up* (jam berapa saya ambil)?
- Mechanic : I'm *not sure* (belum tahu pasti). I'll *give you a call later* (beri kabar nanti).

 **LISTENING PRACTICE**  
**Praktek Mendengarkan**

Listen to your teacher or your friend reading the conversations above and complete the conversations below.  
*Dengarkanlah guru anda atau teman anda membacakan percakapan di atas dan lengkapilah percakapan di bawah ini*

- You : My computer *doesn't* ...(rusak).
- Mechanic : No ..... Can you *leave it* (tinggalkan) here? You can *pick it up* (ambil) at about seven.
- You : OK. Can you ..... me an

- 
- ~~6~~
- estimate* (perkiraan biaya)?
- Mechanic : Sure. It'll be *about* (kira-kira) Rp. 210,000
- You : I have a problem with my car. My AC is *not working* (rusak).
- Mechanic : What ..... of car is it?
- You : TOYOTA
- Mechanic : Can you *drop it off* (mengantarkannya) at Auto Repair at about 9:00?
- You : OK. I'll be .....(ke sini).
- You : I'm here to *drop off* (mengantarkan) my *refrigerator* (kulkas).
- Mechanic : What's the problem?
- You : Well, last night I put some ..... fruit and vegetables into the refrigerator, but the fruit and vegetables ..... *dry* (jadi kering).
- Mechanic : OK. Let me ..... first.
- You : Great! *What time can I pick it up* (jam berapa saya ambil)?
- Mechanic : I'm *not sure* (belum tahu pasti). I'll *give you a call* ..... (beri kabar nanti).



## PAIR PRACTICE Praktek Berpasangan

Complete the following conversation with your partner.

1. A : This LCD is *out of order* (rusak). Can you repair?  
B : .....
2. A : My car window won't close. Can you fix it?  
B : .....
3. A : I have a problem with my motorcycle. Can you fix it?  
B : .....
4. A : Your car is ready now.  
B : .....
5. A : I think this VCR is *broken* (rusak)  
B : .....



## GRAMMAR UNDERSTANDING Pemahaman Tata Bahasa

Look and Say (*Lihat dan Katakan*) the sentences below (*kalimat-kalimat di bawah ini*)!

### VERB + PREPOSITION

**When a sentence contains verbs + preposition, it can be followed by verb+ ing or a noun.**

I *am thinking of/about* (sedang memikirkan) joining a competition. Usually I *listen to* (mendengarkan) western songs and dangdut songs in the evening. This beautiful house *belongs to* (milik) Mr. Herman. I did not expect but it *happened to* (terjadi pada) me. Everything *depends on*

---

(bergantung pada) you as chairman of this committee. We have to *speak to* (bicara pada) Mrs. Rosa. Let's *talk to* (bicara pada) her now. The beggar *asks for* (meminta) money. That man *looks at* (melihat) my bag and necklace. I *am looking for* (sedang mencari) my son, do you know him? Mother *looks after* (merawat) her child very patiently. I *look around for / round for* (mencari) a new job. Look out (Awas)! The bus is coming. *Look out* (Awas) your child at the bus station. We *look ahead* (memandang kemuka) my future. I *look back* (mengingat) my old days in Senior High School. You must not *look down* (memandang rendah) other people. I *am looking forward to* (sangat menanti-nanti) hearing from you. We want to *look in* (mampir) on the party. The police *look into* (memeriksa) the murder. Please *look up* (cari) the word in the dictionary. Please *come in* (masuk). The passengers *get on/off* (naik/turun) the bus. We *go in* (masuk) the room. Mrs. Renny *works in* (bekerja) the office. Go away (pergi), now! *Turn over* (balik) the page, please. Ratna *fell over* (jatuh) from the tree. *Turn on/off* (nyalakan/matikan) the electricity. *Switch on/off* (nyalakan/matikan) the computer. *Put on* (pakai) your clothes right now. Don't *put off* (tunda) doing your homework until tomorrow. *Put out* (matikan) your cigarette here. *Take off* (lepaskan) your shoes. Take care of (jaga) yourself. The workers *complain to* (mengeluh) the manager of the company. This old man *died of* (mati karena) cancer. This film *talks about* (bicara tentang) World War Two. I *hear from* (dengar dari) my neighbor. Indah *spends* (menghabiskan) much money on books. Now *translate* (terjemahkan) this text into Indonesian. This program *provides* (memberikan) the students with a lot of opportunities to express their ideas in English. Now

---

*explain* (jelaskan) the situation *to us*. *Cross out* (coretlah) this word with a red ink. *Hurry up*, please! (cepatlah). *Slow down*, please (pelan-pelan). Don't *give up* (menyerah). The workers *carry on* (terus) working until night. *Fill in* (isilah) the blanks with the correct word. *Try this on* (cobalah). *Throw* the paper *away* (buanglah). *Speak up*, please (bicara keraslah). *Pick* the key *up*, please (ambilah). *Put* the key *down* (letakkan), please. *Turn up/down* (kecilkan/keraskan) your TV, please.



### **ENRICH YOUR VOCABULARY** **Perkaya Kosakata Anda**

Read and Translate this text into Indonesian. Use a dictionary if (it is) necessary.

*Baca dan Terjemahkan bacaan ini ke dalam bahasa Indonesia.*

#### **Just For FUN**

A small store sold a lot of nice jewelry, and the owner was always very careful to prevent people from stealing it.

One day a thief came and tried to steal a beautiful necklace, but the owner of the store caught him immediately and went to the telephone to call the police to come and arrest him.

"Please don't do that!" the thief said. "I have a wife and three children at home. And I'll pay for the necklace."

The owner of the store felt sorry for the man and he didn't want to have a lot of trouble with the police, so he accepted the man's offer to pay for the necklace and went to prepare a bill for it. But when he gave it to the thief, the

---

man looked disturbed and said, "I wasn't intending to get anything as expensive as that. Do you have something cheaper?"

\*Taken from *Intermediate Anecdotes in American English* by  
L.A. Hill, Oxford University Press, Inc., 1980



## **WRITING PRACTICE**

### **Praktek Menulis**

Write ten sentences on mechanical problems. Follow the examples:

*The car doesn't work because the gas is gone.*

*The computer is very fast because the RAM is high.*

*My watch is too slow because the battery is new.*



## BIBLIOGRAPHY


---

- Abb,Brian and Freebairn, Ingggrid (1986) *Discoveries Book 1,2,3*, Longman,UK
- Alexander,LG.(1967) *Practice and Progress*,Longman Group,Ltd,UK.
- Abdoelrachman,Ny.K (1968) *Words and Idioms*, Penerbit Allen, W.S. (1973) *Living English Structures*, Longman Green and Co,UK.
- Asiaweek*,June 30,2000
- Azar,Betty Schrampfer(1996) *Basic English Grammar*, Prentice Hall Regents, Prentice Hall,Inc.,New Jersey,USA.
- \_\_\_\_\_ (1989)*Understanding and Using English Grammar*,Prentice hall,Inc.,New Jersey,USA.
- \_\_\_\_\_ (1992)*Fundamentals of English Grammar*,Regents/Prentice Hall,New Jersey,USA.
- Ballin,W.H. (1990) *Perfect Your English –The Easy way*,Prentice Hall International,UK,Ltd.
- Beiser,Arthur (1964) *The Foundations of Physics*, Addison Wesley Publishing Company,Inc.,USA



- 
- Blundell, Jon and Jonathan Higgins, Nigel Middlemiss (1983) *Function in English*, Oxford University Press, UK.
- Byrd, Donald (Project Director) *Spectrum-A Communicative Course in English* (1983) Prentice Hall, Inc, Englewood Cliffs, NJ, USA
- Chapman, LRH (1977) *English Grammar and Exercises*, Longman, London.
- Cornelis, Edwin T and Manes R., Joyce (Project Editor) (1964) *English 900 Book 1,2,3,4,5,6*, Macmillan Publishing CO., INC.
- Day, Richard R and Yamanaka, Junko (2001) *Impact Issues* Longman Asia ELT, Hongkong, 2001.
- Dardiri, AS (1986) *English Through Patterns and Understanding*, FPBS IKIP Yogyakarta.
- Dixon, Robert J (1960) *English in Action*, Handy Book Press, Inc., USA.
- Echols, John M and Hassan Shadily (1976) *Kamus Inggris-Indonesia*, PT. Gramedia, Jakarta.
- Eckersley, C.E. (1959) *Essential English for Foreign Students Book 1,2,3,4*, Longman Green and Co, Ltd, UK.
- Falletta, Nichols, L (Editor) (1979) *Language Basic Plus*, Harper & Row Publishers, USA.
- Fitikides, T.J (1989) *Common Mistakes In English*, Longman Group, Ltd., UK.
- Fountain, R.L (1985) *An English Language Course For First Year Students of English at the IKIP*, Vol.1, FPBS IKIP Yogyakarta.

- 
- Frank, Marcella (1974) *Modern English-A Practical Reference Guide*, Prentice Hall, New Jersey, USA.
- Gibbs, David (1914) *Elementary English Grammar and Composition*, American Book Company.
- Grolier Incorporated, Inc. (1991) *Grolier International Encyclopedia*, Danbury, Connecticut, USA.
- Harris, Michael and Mower, David (2000), *World Club Book 1-3*, Pearson Education Limited, Essex, UK.
- Hill, L.A. (1980) *Intermediate Anecdotes in American English*, Oxford University Press, INC.
- \_\_\_\_\_ (1985) *Word Power 1500, 3000, 4500 Vocabulary Test and Exercises*, Oxford University Press, Hong Kong.
- Hofer, Han (1997), *ASIA-APA Insight Guides*, APA Publication (HK)
- Hornby, A.S (1980) *Guide to Patterns and Usage in English*, Oxford University Press, UK.
- \_\_\_\_\_ (1990) *Oxford Learner's Dictionary of Current English*, OUP, UK.
- Indonesia Tour Information Manual*, (No Year), Satriavi Tours and Travel, PT, Jakarta.
- Jessperson, Otto (1933) *Essentials of English Grammar*, George Allen & Unwin Ltd., UK.
- Jovanovich, Peter and Morris, Christopher (General Editors) (1981) *Word English Book 1-6*, Harcourt, Brace International, Orlando, FL, USA.

- 
- 
- Krohn, Robert (1971) *English Sentences Structures*, The University Of Michigan Press, USA.
- Laidler, Keith J (1966) *Principles of Chemistry*, Harcourt, Brace & World, Inc, USA.
- Leech, Geoffrey and Starvik, Jan (1975) *A Communicative Grammar of English*, Longman, UK.
- Mc Carty, Diane (Editor) (1969) *New Directions in English*, Harper & Row publishers, Inc., USA
- Mc Farlan, Donald (Editor) (1992) *Guinness Book Of Records*, Bantam Books, New York,
- Mendelssohn, B. and Palmer, J.W (1970) *Correct Your English*, Longman Group, Ltd., UK.
- Merrison, Tim (1989) *Inside Story Teen Magazine*, Way Land (Publishers) Limited, East Essex, UK.
- Ministry of Foreign Affairs (1986) *The Japan of Today*, Tokyo, Japan
- Murphy, Raymond (1980) *Essential Grammar in Use*, Cambridge University Press, UK.
- Naisbitt, John and Aburdene, Patricia (1990) *Megatrends 2000*, Pan Books Ltd., London.
- Neufeldt, Victoria (Editor) *Webster's New World Dictionary of American English*, Prentice Hall, Inc., New Jersey, USA.
- No Author *New Horizons USA* (1964), 2nd revised ed., New York. Pan American Airways, Inc
- Newsweek*-The International Newsmagazine, November 23, 1998

,January 22,

2001

- Nicholls, Sandra, O'Shea, Patrick and Yeadon, Tony (1978) *English Alive Book 1,2,3* Edward Arnold, London.
- Nuryanto, F (1987) *Essentials of English Sentences Structures*, Azmadia Somacandra, Jakarta.
- Palmer, Harold P and Palmer, Dorothee (1959) *English Through Actions*, Longman Green and Co., UK.
- Peterson, Wilcox Patricia (1980) *Changing Times Changing Tenses*, English Teaching Division Educational and Cultural affairs, USA.
- Pyle, Michael A, and Ellen Munoz, Mary (1982) *TOEFL Preparation*, Cliffs Notes, Inc., USA.
- Reader's Digest*, July, 1990.
- Quirk, Randolph & Greenbaum, Geoffrey (1981) *A University Grammar of English*, Longman Group Ltd., UK.
- Richards, Jack and M.N. Long (1987) *Breakthrough-A Course in English for Communication Book 1,2,3*, Oxford University Press, UK.
- Richards, Jack and Proctor, Susan (1990) *Interchange-English for International Communication Book 1,2,3*, Cambridge University Press, UK.
- Ridout, Ronald (1969) *World Wide English*, Macmillan & Co. Ltd., London.
- Salim, Peter, Drs (1989) *The Contemporary English-Indonesian Dictionary*, Modern English Press, Jakarta.

- 
- Saslow, Joan and Collin, Tim (2001), *Living and Working in English Book 1,2* Longman, Inc.
- Shane, Harold G, et al (1956) *Easy Steps to Good English*, Harper & Row Publishers, USA.
- Summers, Della (Editor) (1998) *Longman Dictionary of English Language and Culture*, Addison Wesley Longman, Essex, UK.
- \_\_\_\_\_ (Director) (2001) *Longman Photo Dictionary*, Pearson Education Limited, Essex, UK.
- Swan, Michael and Walte, Catherine (1985) *Cambridge English Course Book 1,2,3*, CUP, UK.
- \_\_\_\_\_ (1995) *Practical English Usage*, Oxford University Press, UK.
- Taylor, Grant (1965) *Mastering American English*, Mc Graw Hill Book Company, USA
- The Jakarta Post*-The Journal of Indonesia Today, February 20-26 2003
- The Jakarta Post*-The Journal of Indonesia Today, August 25, 2003
- Thomas, Henry, PhD (1959) *The Complete Book of English*, Perma Giants, New York, USA.
- Thomson, A.J. and Martinet, A.V. (1980) *A Practical English Grammar*, Oxford University Press, UK.
- TIME*-The Weekly Newsmagazine, June 15, 1998.
- United States Information Agency, USA (No Year), *An Outline Of American Geography*, United States Information Agency, USA.



\_\_\_\_\_(No Year), *An Outline Of American Government*,  
United States Information Agency, USA.

\_\_\_\_\_(No Year), *An Outline Of American Economy*, United  
States Information Agency, USA.

Wheeler, Tony (1992) *Indonesia –a travel survival kit*, Lonely  
Planet Publications, Australia.

Wishon, George (1987) *Let's Write English*, Litton Educa-  
tional Publishing, Inc., Australia.


Wohl, M (1978) *Techniques for Writing: Composition*  
Newbury House Publishers Inc Massachusetts, USA.

Zanvoort, R.W (1964) *A Handbook of English Grammar*,  
B. Wolter's Uitegeversmaatschappij, N.V.,  
Groningen.



---

## ABOUT THE WRITER



**Drs. Slamet Riyanto** is a teacher of English at SMA 2 Wonosari Gunungkidul Yogyakarta. He began his career as a teacher of English at SMA Bantarkawung Brebes (1987), Pondok Pesantren Darunnajah Bumiayu Brebes (1987), SMA Pembangunan 1 Wonosari Gunungkidul (1988 - 1992), SMP Muhammadiyah Paliyan (1988 - 1989), SMA Muhammadiyah Paliyan (1988 - 1989), STM YAPPI Wonosari Gunungkidul (1988 - 1990), SMA "17" II Bantul (1989 - 1992), SMA 1 Yogyakarta (1996 - 1997), SMA 1 Playen (1998 - 2000), and SMA 2 Wonosari Gunungkidul Yogyakarta (from 1992 - up to now).

He was born on October 6, 1965 in Gunungkidul Yogyakarta.

He completed his Elementary School at SD Paliyan in 1977, Junior High School at SMP Paliyan (1981), and Senior High School at SMA 2 Wonosari in 1984. In 1987 he graduated from the Department of English Language Education at Yogyakarta Institute of Teachers Training and Education (now Yogyakarta State University), and got a three - year Diploma in English Language Training (ELT). In 1992 he graduated from the Department of En-

---

glish at Open University of Indonesia and got A Sarjana degree (First Degree) in English Language Training (ELT).

His activities: Since 1995 he has been a freelance English translator at home. In 1986 he was the first winner in the Speech and Story Telling Contest for public held by Oxford Course Indonesia, branch of Yogyakarta. Since 1995 he has been a Program Coordinator of Intensive English Program (IEP) at his school. From 1994 to 1999 he was appointed as Tutor of English for a three-year Diploma Program for SMP English teachers in Gunungkidul Regency. Since 1997 he has organized the publication of the CONTRAST-an English edition school magazine. In 1997 he joined a Creativity Training held by Bandung Institute of Technology, Yogyakarta State University in cooperation with Globetre Foundation from Sweden. In 2002 he was elected as one of the Pilot Project English teacher by the Directorate General of the Dikdasmen Jakarta. In 2004 he was appointed as one of the members of Curriculum Development Team of the Regional Office of the National Education of Yogyakarta.

His writings: *How to Enrich Your Vocabulary Especially for SMA Students* (Hello English Magazine, 1995), *The Importance of an English Conversation Club at School* (1997), *The Attitudes of English English Teachers Towards Creativity* (a Paper presented at a Teachers Convention at Yogyakarta State University, 1997), *The Humorous Stories at School* (1997), *350 days after Joining a Creativity Training* (a Paper presented at Bandung Institute of Technology, 1998), *The Arts of Teaching English* (Unpublished, 1998), *The Easy Way To Master English in A Few Days* (Pustaka Pelajar, 2002), *Gateway-English Through Stories Book 1,2,3* (Pustaka Pelajar,



---

2002), *School Funny Stories Book 1,2,3* (Pustaka Pelajar, 2003), *Success in Getting A Job* (Pustaka Pelajar, 2003), *GATEWAY English For Active Communication* (Pustaka Pelajar, 2004), *English Test For Senior High School* (Pustaka Pelajar, 2004), *How To Say It in English* (Pustaka Pelajar, 2004), *2500 Key Words To Be Good At English* (Pustaka Pelajar, 2004).

